

**Ireland**

FRANET National Focal Point

Social Thematic Study

The situation of Roma

2012

Eileen Drew (Trinity College Dublin), Aideen Keaney (Trinity College Dublin) and Milieu Ltd.

**DISCLAIMER: This study was prepared under contract by the FRA's multidisciplinary research network FRANET. It is made available for information purposes only and does not necessarily reflect the views or the official position of the FRA.**

## Table of Contents

<b>EXECUTIVE SUMMARY .....</b>	<b>3</b>
<b>1 ROMA POPULATION .....</b>	<b>7</b>
<b>2 EDUCATION .....</b>	<b>9</b>
<b>3 EMPLOYMENT .....</b>	<b>19</b>
<b>4 HOUSING AND NEIGHBOURHOOD.....</b>	<b>28</b>
<b>5 HEALTH .....</b>	<b>36</b>
<b>6 POVERTY/ECONOMIC SITUATION .....</b>	<b>41</b>
<b>7 ACTIVE CITIZENSHIP/RIGHTS AWARENESS.....</b>	<b>44</b>
<b>ANNEXES .....</b>	<b>50</b>
<b>1. Bibliography .....</b>	<b>50</b>
<b>2. Statistical tables.....</b>	<b>56</b>
<b>3. Table of complaints.....</b>	<b>106</b>
<b>4. Table of sources (reports and studies on Roma).....</b>	<b>131</b>
<b>5. Roma networks.....</b>	<b>150</b>

## **Executive summary**

Ireland's National Traveller/Roma Integration Strategy reported that the vast majority of Travellers/Roma in Ireland are indigenous Irish Travellers who have been part of Irish society for centuries. The Equal Status Act 2000 defined the Irish Traveller Community as follows: '*... the community of people who are commonly called Travellers and who are identified (both by themselves and others) as people with a shared history, culture and traditions, including historically, a nomadic way of life on the island of Ireland*'. Travellers are a particularly disadvantaged group within Irish society. The poor conditions in which growing numbers of the Roma community are living are also becoming of concern. Members of these groups, as well as of those people living in new and established minority ethnic communities in Ireland, may experience racism and discrimination, which in turn leads to increased social isolation.

The Roma Community in the Irish state principally comprise of persons of Romanian, Hungarian, Polish and Czech Republic origin, all of whom are EU citizens and, as such, in terms of immigration controls, are covered by the provision of the European Communities (Free movement of Persons) (No. 2) Regulations 2006. Such persons are not required to register their presence in the state. They have the same rights as any other citizen from their country of origin legally resident in this state. In contrast, Travellers are Irish citizens who have the rights and responsibilities of any Irish citizen and are fully entitled to seek to avail of the various health, education, housing and employment services in the same way that any other Irish citizen does.

The 2011 Census indicates that there are 29,573 Travellers living in the Republic of Ireland. This is a count of ascertained Travellers only. The annual count carried out by local authorities and submitted to the Department of Environment, Heritage and Local Government estimated that in 2007 there were a total of 8,099 Traveller families. Multiplied by the average family size (estimated as 4.0) among Travellers this would give an estimate considerably higher than the Census figure. The All Ireland Health survey estimated the Traveller population at 36,224.

There are no official statistics pertaining to the Roma population in Ireland since they are not recorded in the national census counts. As a result, figures for Roma groups and the wider Roma community are based on estimates. Difficulty in obtaining reasonably accurate figures or estimates for the population is compounded by the fact that many Roma do not reveal their ethnicity because of a well-founded fear of persecution. Officially, the Roma population in Ireland is estimated to comprise 2,000 to 3,000 with the majority originating from Romania. Anecdotal evidence suggests that this figure could be as high as 6,000. The absence of official statistics on the Roma community in Ireland presents a serious challenge for service providers and educationalists in locating and addressing the needs of Roma groups in their local areas.

The age profile of Travellers in Ireland is markedly different from that of the population as a whole. According to the 2006 Census, more than 41% of Travellers are children, aged between 0 and 14 years, which is double the corresponding figure for the general population. Conversely, less than 3% of Travellers are aged 65 or over, compared with 11% for the total population. Data for 2008 show a pronounced gap in life expectancy between Travellers (61.7 years for men and 65.3 years for women) and the rest of the population (76.8 for men and 81.6 years for women). The demographic profile of Travellers suggests a very young population, but with some recent decline in fertility since 1987. The pyramidal structure has altered somewhat since then, with relatively fewer children and more middle-aged adults, but it remains more akin to a developing country profile than to the developed country pattern of the general Irish population, characterised by high fertility and premature mortality.

### **Education**

In Ireland, all children are entitled to pre-school, primary and post-primary education and are required to attend from the ages of 6 to 16 years. The 2011 Census shows that the highest level of education completed for more than two-thirds (69%) of the Travellers aged 15 or over is primary level or lower.

Moreover, approximately 18% of Irish Travellers had no formal education in 2011, compared with 1.4% in the general population. The Census 2006 showed that more than 53% of Travellers, aged 15 or over, had completed their education at primary level (usually completed at 13 years of age). Historically, Traveller children were educated in segregated settings. With the publication of a Traveller Education Strategy in 2006 the focus has shifted to inclusion, with an emphasis on equality and diversity and the adoption of an intercultural approach. The principle of “individual educational need” rather than “Traveller identity” will underpin future actions including allocation of resources.

The 2006 Survey of Traveller Education Provision in Irish Schools found that the majority of Traveller children in primary and post-primary school are not achieving at a level equal to their peers in the settled community. Accordingly, integrated provision is provided in primary and post primary schools where Travellers participate on an equal basis with other service users. However, in some cases, positive actions are needed in the short term to enable Traveller students to gain the skills and compete on a par with their settled peers so that they can participate equally in mainstream education, training or employment.

There are no data on Roma enrolment in schools since only a pupil’s nationality is recorded (e.g. Romanian or Hungarian). A study, conducted in 2005, identified barriers, specific to adult Roma, for participation in education (language and literacy development), such as the asylum process, mother tongue non-literacy, traditional gender roles, cultural attitudes to mixing in non-Roma sectors, and limited experience and/or negative experiences in formal education provision.

For Roma children, participation and achievement in education are primarily hampered by a lack of family support for school, parental inability to help with school work, traditional gender roles, difficulties eliciting accurate information on children’s previous school experiences and/or enrolment, and peer group relations in schools, literacy and familiarity with formal learning environments.

For all Travellers, including the Roma, education is key to the full achievement of their human rights, in combination with a dignified working and personal life as citizens and proud members of their ethnic community.

### **Employment**

Travellers have a long tradition of self-employment and display considerable entrepreneurial skills. Hence, trading, and market trading in particular, has always been an important economic activity within the Traveller economy. Discouraged from seeking mainstream employment by discrimination, hostility and the fear of rejection they have found recourse to other income-generating activities. Apprehension about seeking employment is reinforced by the lack of personal experience of a wage economy among Travellers. Only 14% of Travellers of working age were recorded by the 2006 Census as being in work, compared with 65% of the population as a whole. In 2011, some 84% of Travellers of working age are reported as being unemployed, compared with 75% five years earlier. Moreover, one in three Irish Traveller women (33%) were looking after the home and family (compared with 17% among the general population) while 9.5% of all Irish Travellers aged 15 and over were unable to work due to permanent sickness or disability (compared with 4.4% for general population).

It is recognised by service providers that Traveller employment policy needs to treat the community like a small or medium enterprise, adopting a bottom-up strategy. The policy should support the convention of traditional skills in their contemporary equivalent as well as more innovative strategies in line with the knowledge economy. Halfway or shelter schemes can even be counter-productive by perpetuating individuals in this limbo situation; the goal has to be a learned skill with employable potential. Cultural identity remains key to empowering and engagement.

### **Housing and Neighbourhood**

Poor housing conditions for Travellers in Ireland, have contributed to health disparity, poor educational outcomes and high unemployment. According to the Raxen thematic study on housing

conditions in Ireland, “an unacceptably high percentage of Travellers remain without basic facilities in Ireland, despite the good progress that has been made in recent years to reduce this historic deficit to basic living needs. Too many sites remain near environmental hazards. All these problems will have an impact on health and well-being”.

In 2011, of the 29,573 persons identifying themselves as Irish Travellers, 28,498 people were living in private dwellings, while 641 were enumerated in communal establishments. Between 2006 and 2011 the percentage of Irish Traveller households residing in caravans or mobile/temporary structures halved from 25% to 12%. In 2011, 920 households with Irish Travellers resided in such temporary accommodation.

The average number of rooms in Irish Traveller households was 4.3 (5.5 rooms for all private households in Ireland) while the average number of rooms in mobile or temporary structures was 2.4. The average number of persons in Irish Traveller households was 4.2 in 2011 compared with 2.7 for households generally. In 2011, 26% of Irish Traveller households had 6 or more persons compared with only 4.4% for other households in the country. On the other hand one person households made up 10% of Irish Traveller households compared with 24% of non-Traveller households.

Five-year local Traveller accommodation programmes were developed in response to the Housing (Traveller Accommodation) Act (1998), but many local authorities failed to adopt or implement these programmes. The Act provides for consultation mechanisms with Travellers and Traveller organisations at national and local levels and provides local authorities with increased powers of eviction from unauthorised Traveller encampments. It established the National Traveller Accommodation Consultative Committee (NTACC) on a statutory basis under the Housing (Traveller Accommodation) Act, 1998. The main reason given for non-implementation of these plans is objections by local residents to the development of Traveller sites in their area (Department of Justice, Equality and Law Reform, 2005). The principal function of the Committee is to advise the Minister in relation to matters concerning accommodation for Travellers.

An All-Ireland Health study advocated adequate accommodation provision in which no official halting site lacked basic amenities to accommodate Travellers; a charter negotiated between Travellers and the local authorities, overseen by the Minister for the Environment, to be drawn up and agreed setting out acceptable standards in relation to rubbish collection, keeping of animals and pets to promote a neighbourly strategy for the future.

## **Health**

Travellers in Ireland continue to experience health disparity, cultural fragmentation and a lack of visibility in health service provision. Key issues identified in relation to Traveller health are: recognition of Traveller culture and ethnic identity, Traveller uptake of primary care services, the role of the primary health care Traveller (PHCT) worker, and the need for a primary care service framework for Travellers in Ireland. The findings of the All Ireland Health Study highlight the importance of consulting Traveller communities in the design of a primary care service framework within each local needs analysis.

In 2011, the self-assessed health of Irish Travellers was below that of the general population. While 87% of the Irish Travellers indicated good or very good health (90% for the general population), Irish Travellers health deteriorates more quickly with age. 24% of Irish Travellers aged between 30 and 49 years, indicated fair, bad or very bad health (7% for the general population) compared with 49% of Irish Travellers between the ages of 50 and 69 (18% for the general population). Among all Irish Travellers, men and women had very similar levels of general health.

As the Traveller Health Strategy recognised, current systems of data collection do not identify Travellers as a particular minority community. Efforts to address this are under way on a pilot basis. The successful “capture” of this group through administrative systems, which record the provision of

services, is essential to produce data in a form suitable for analysis to monitor the evolving situation of Travellers in Ireland.

Four priority healthcare needs were identified:

- All sector approach to mother and child services to reduce infant mortality;
- A gendered strategy to address men's health issues;
- Concerted need to address cause-specific issues for respiratory and cardiovascular disease;
- A new model of primary care delivery for Travellers.

The intrusion of drug culture into the Traveller community is increasingly important and needs to be tackled. There is evidence of change in traditions and of the relative empowerment of women.

### **Poverty/Economic Situation**

In the absence of adequate data collection at a national level it is impossible to present figures for these conventional measures of living standards and poverty for the Traveller community, and compare their situation with non-Travellers.

In 2011, Irish Travellers had the lowest proportion in the country in the top social classes at just 3% (compared with 32.5% for Africans, 33% for Chinese and 49% for any other Asian background).

It is also generally impossible to assess how state services or the social welfare system are used because there are no available data to quantify income and expenditure for Travellers and non-Travellers. As an indicator of the experience of poverty, small scale studies suggest that members of the Traveller community often experience very high levels of deprivation compared with non-Travellers, but it is impossible to build up an overall statistical picture from such studies.

### **Citizenship and Rights Awareness**

Traveller separateness, partly by choice, enables them to retain their identity as an ethnic group, often in the face of opposition and pressure to conform to general societal norms. However the limited opportunities for interaction between Travellers and the sedentary population exacerbate the negative perception of Traveller culture and fuels institutional discrimination.

The level of political representation amongst members of the Traveller community at both local and national level remains extremely low. A number of international treaty-monitoring bodies have expressed concern on this issue and have made recommendations.

The majority of discrimination complaints and casework arise in relation to the Equal Status Acts (2000-2011) and the Intoxicating Liquor Act 2003, usually involving being denied access to leisure sector premises (pubs, bars and hotels). This is followed by complaints about public accommodation, local authorities service provision and smaller numbers with complaints about advertising and provision of health and social welfare services to Travellers. Another major source of complaints and legal cases has arisen in relation to access for Traveller children to enrol in local schools. Only a small number of cases are referred to the Equality Authority under the Employment Equality Acts (1998-2011), relating to dismissal or harassment.

# 1 Roma population

Irish Travellers, who collectively refer to themselves as “Pavees”, are an indigenous Irish community with a shared language (*Shelta, Cant or Gammon*), traditions, customs and way of life. Historically, Irish Travellers partook in a nomadic lifestyle, and were known in the Irish language as “an lucht siúil” (the walking people”). According to the 2011 National Census, there are 29,495 “Irish Travellers” in Ireland, out of a total population of 4.5 million, an increase of 32% since the previous census in 2006.<sup>1</sup> Traveller organisations, however, contest this figure as under representative, pointing to a 2010 All Ireland Traveller Health Study commissioned by the Department of Health in which an estimated Traveller population of 36,224 was reported.<sup>2</sup>

It is a longstanding aspiration of many Traveller groups to obtain official recognition in law as a separate ethnic group.<sup>3</sup> Until a change in government in 2011, government policy was opposed to such recognition. During the UN Human Rights Council examination of Ireland’s report under Universal Periodic Review in October 2011, the Minister for Justice indicated that the Government was giving serious consideration to granting recognition to Travellers as an ethnic minority. In reply to a parliamentary question on 1 December 2011, the Minister of State at the Department of Justice indicated that consideration is on-going and that it is intended that the question will be before the Government for decision as soon as possible.<sup>4</sup> While not recognised as an ethnic group, Travellers are recognised as a distinct group entitled to protection under Irish anti-discrimination laws such as the Employment Equality Act 1998 (No.21 of 1998) and the Equal Status Act 2000 (No.8 of 2000).<sup>5</sup>

In addition to Irish Travellers, a relatively small community of Roma have moved to Ireland in recent years. The first major arrival of Roma was a group of 50, comprised mainly of one extended family, from Arad, Transylvania in north eastern Romania. In 2002 the number of Roma in Ireland was estimated at 1,700.<sup>6</sup> Unlike Irish Travellers, the National Census records nationality but not ethnicity, resulting in a dearth of official data regarding the Roma population. Current estimates suggest a minimum population of 3,000, while higher estimates tend to flatten out at 6,000.<sup>7</sup>

Although traditionally nomadic, Irish Travellers are now mainly sedentary or semi-sedentary, with a recent report estimating that at any one time one-quarter of Travellers are travelling.<sup>8</sup> Nevertheless, the identity of Irish Travellers is still defined by travelling and many Travellers were found to maintain a real aspiration to travel. The provision of suitable accommodation for Travellers, compatible with their aspirations for a nomadic lifestyle, continues to be an area of considerable

---

<sup>1</sup> National Census 2011, available at <http://www.cso.ie/en/census/census2011reports/census2011thisisirelandpart1/> accessed 19 April 2012.

<sup>2</sup> All Ireland Traveller Health Study (2010), Department of Health and University College Dublin School of Public Health, available at [http://www.dohc.ie/publications/traveller\\_health\\_study.html](http://www.dohc.ie/publications/traveller_health_study.html), accessed 24 April 2012, page 43.

<sup>3</sup> See for example National Consultative Committee on Racism and Interculturalism, “The Importance of Recognising Travellers as an Ethnic Group”, Submission to Joint Oireachtas Committee, available at <http://www.nccri.ie/submissions/04MarTravellerEthnicity.pdf> accessed 24 April 2012.

<sup>4</sup> Available at <http://debates.oireachtas.ie/dail/2011/12/01/00053.asp#N5>, accessed on 24 April 2012.

<sup>5</sup> Employment Equality Act 1998 (No. 21 of 1998), available at <http://www.irishstatutebook.ie/1998/en/act/pub/0021/index.html> and the Equal Status Act 2000 (No.8 of 2000), available at <http://www.irishstatutebook.ie/2000/en/act/pub/0008/index.html> accessed 24 April 2012.

<sup>6</sup> Murphy, Phyllis “Roma in Ireland: an Initial Needs Assessment”, Roma Support Group and Pavee Point (2002), page 11.

<sup>7</sup> See for example Van Hout, Maria-Claire and Staniewicz, Teresa “Roma and Irish Traveller housing and health – a public health concern” *Critical Public Health* (2011) 1, page 3; Watt, Philip and Charles, Karla “Housing Conditions of Roma and Travellers”, (2009), FRA, pages 9, 15 available at [http://fra.europa.eu/fraWebsite/attachments/RAXEN-Roma%20Housing-Ireland\\_en.pdf](http://fra.europa.eu/fraWebsite/attachments/RAXEN-Roma%20Housing-Ireland_en.pdf) accessed 24 April 2012; Roma Support Group, available at [www.romasupport.ie](http://www.romasupport.ie) accessed 19 April 2012.

<sup>8</sup> Donahue, Mark, McVeigh, Robbie and Ward, Maureen, “Misli, Crush, Misli: Irish Travellers and Nomadism” (2004), page 66, available at <http://www.itmtrav.ie/uploads/MISLI-CRUSH-MISLI.pdf> accessed 24 April 2012.

concern and debate.<sup>9</sup> The legislative framework for the provision of accommodation for Travellers is set out in the Housing (Traveller Accommodation) Act 1998 (No.33 of 1998).<sup>10</sup> That Act requires the establishment of structures, at departmental and local level, which support the improved provision of accommodation for Travellers. These structures include the establishment of the National Traveller Accommodation Consultative Committee, the role of which is to provide the Department of the Environment with advice on all aspects of the provision of accommodation for Travellers. The Committee is composed of representatives of the Department of the Environment, the Department of Justice, representatives of both councillors and officials from local authorities and representatives of Travellers and Traveller support groups. The 1998 Act also requires that local authorities adopt and implement Traveller accommodation programmes and establish local traveller accommodation consultative committees.

In making the act of trespass a criminal offence for the first time, the Housing Miscellaneous Provisions Act 2002 (No.9 of 2002) was criticised by most Traveller organisations as an attack on Traveller way of life.<sup>11</sup> Under section 24 of the Act, camping on private or public land without the consent of the owner was made an offence punishable by one month's imprisonment or a fine of €3,000, or both, in addition to allowing for the confiscation of property. In reply to a parliamentary question it was confirmed that in 2002-03, 88 evictions of Travellers had taken place. According to Pavee Point this "is having major consequences for Travellers who by no choice of their own [are] living illegally, unofficially on public or private property, and they are now faced with the threat and they have been actually evicted and left homeless, their trailers have been confiscated, some have been imprisoned; so this piece of legislation is having major consequences and is not serving any useful purpose".<sup>12</sup>

The 2011 Census figures indicate that the Irish Traveller population is relatively evenly spread throughout Ireland, with counties with major cities having a particularly high population, for example counties Dublin (5935), Galway (4143), Cork (1867) and Limerick (1522).<sup>13</sup> With the exception of the particular concentration in county Dublin, counties in the west of Ireland tend to have a higher Traveller population than those in the midlands or in the east of the country.

The Roma population in Ireland is mainly sedentary.<sup>14</sup> The largest Roma population is found in Dublin city centre and in surrounding areas of County Dublin (Swords, Tallaght, Lucan, Leixlip, Artane). Smaller population groups are found in County Louth (in the towns of Drogheda and Dundalk), County Monaghan (Monaghan town), County Limerick (Limerick city), County Westmeath (Athlone town) and County Kilkenny (Kilkenny city). The pattern of distribution is partly explained by the location of accommodation centres for asylum seekers, for example Monaghan town, since prior to Romania's entry into the European Union many Roma coming to Ireland sought

---

<sup>9</sup> See for example Fahy, Kathleen, "A Lost Opportunity?: A Critique of Local Authority Traveller Accommodation Programmes" (2001) available at <http://www.itmtrav.ie/uploads/CritiqueHandOut.pdf> accessed 24 April 2012; Irish Traveller Movement, "Progressing the Provision of Traveller Accommodation to Facilitate Nomadism" (2010) available at <http://www.itmtrav.ie/uploads/Nomadism1.pdf> accessed 24 April 2012.

<sup>10</sup> Housing (Traveller Accommodation) Act 1998 (No.33 of 1998) available at <http://www.irishstatutebook.ie/1998/en/act/pub/0033/index.html>, accessed 24 April 2012.

<sup>11</sup> Housing Miscellaneous Provisions Act 2002 (No.9 of 2002) available at <http://www.irishstatutebook.ie/2002/en/act/pub/0009/index.html> accessed 24 April 2012.

<sup>12</sup> Watt, Philip and Charles, Karla "Housing Conditions of Roma and Travellers", (2009), FRA, page 48 available at [http://fra.europa.eu/fraWebsite/attachments/RAXEN-Roma%20Housing-Ireland\\_en.pdf](http://fra.europa.eu/fraWebsite/attachments/RAXEN-Roma%20Housing-Ireland_en.pdf) accessed 24 April 2012.

<sup>13</sup> National Census, 2011, available at <http://www.cso.ie/en/census/census2011reports/census2011thisisirelandpart1/> accessed 19 April 2012.

<sup>14</sup> Louise Lesovitch, "Roma Educational Needs in Ireland", Dublin Vocational Education Committee (2005), pages 33-34, available at [http://www.paveepoint.ie/pdf/Roma\\_Report.pdf](http://www.paveepoint.ie/pdf/Roma_Report.pdf), accessed 19 April 2012.



asylum. It is estimated that 90% of the Roma population in Ireland originate from Romania, with the remaining 10% originating from the Czech Republic, Bulgaria, Hungary, the former Yugoslavia, Lithuania and Poland.<sup>15</sup>

## 2 Education

Traveller organisations have for many years expressed concerns regarding Traveller education in terms of equality of outcomes, data collection, and lack of interculturalism in the curriculum. The 1995 Task Force Report on the Travelling Community made 167 recommendations in the field of Traveller reflecting the urgent need for change in the educational provisions that existed.

Traveller educational status is considerably lower than that of the general population, and is unmatched by any other community in Irish society. The 2011 census showed that 55% of the Travellers who provided information on the age at which they completed their full time education had left school before the age of 15, compared with a national figure of 11%.<sup>16</sup> Participation of Travellers in higher education was 1% compared with 30.7% for the national population excluding Irish Travellers. The 2006 census showed that 63% of Traveller children under the age of 15 had left school, compared to a national figure of 13%. Participation of Travellers in higher education was less than 1% compared to 30% for the national population. Possible explanations for this continued inequity suggest that it is difficult for Travellers to see the positive outcomes in staying on in mainstream education as many Travellers experience discrimination in trying to obtain employment.<sup>17</sup>

Low educational attainment is transgenerational: when parents have poor literacy levels, they then are not able to read or interpret the child's educational material. In the past, separate or even segregated teaching of Traveller children occurred and assumptions about intellectual capability were coloured by the child's membership of the Traveller community. To address these factors the 'Report and Recommendations for a Traveller Education Strategy' (2006)<sup>18</sup> proposed a 5-year strategy to examine Traveller Education including education in preschool and the early years, primary, post-primary, further and adult education and third-level education. The primary goal of the strategy was to achieve equality for Travellers in education, in terms of access, participation and outcomes.<sup>19</sup>

The general recommendations of the report include a focus on the need to meaningfully engage with parents of Traveller children, in particular through community development and relationship building with educational providers. Inclusionary education strategies within preschool, primary and post primary educational settings were viewed as essential in allowing Traveller children to fully enjoy their right to education. Further, recommendations included an emphasis on equality, inter-agency support and adequate funding of specialised assistance programmes. Within third-level education, the

---

<sup>15</sup> Roma Support Group, available at [www.romasupport.ie](http://www.romasupport.ie) accessed 19 April 2012; Louise Lesovitch, "Roma Educational Needs in Ireland", Dublin Vocational Education Committee (2005), page 28, available at [http://www.paveepoint.ie/pdf/Roma\\_Report.pdf](http://www.paveepoint.ie/pdf/Roma_Report.pdf), accessed 19 April 2012.

<sup>16</sup> Ireland, Central Office for Statistics (2012), Religion, Ethnicity and Irish Travellers, <http://www.cso.ie/en/media/csoie/census/documents/census2011profile7/Profile%207%20Education%20Ethnicity%20and%20Irish%20Traveller%20entire%20doc.pdf>

<sup>17</sup> Ireland, All Ireland Traveller Health Study Team (2010b), All Ireland Traveller Health Study, Technical Report 1 Health Survey Findings, Dublin, All Ireland Traveller Health Study Team. p.10. Available at: [http://www.dohc.ie/publications/traveller\\_health\\_study.html?lang=en](http://www.dohc.ie/publications/traveller_health_study.html?lang=en)

<sup>18</sup> Ireland, Department of Education and Science (2006) Report and Recommendations for a Traveller Education Strategy, Dublin, Department of Education and Science. Available at: [http://www.education.ie/en/Publications/Policy-Reports/traveller\\_ed\\_strat.pdf](http://www.education.ie/en/Publications/Policy-Reports/traveller_ed_strat.pdf)

<sup>19</sup> Ireland, Department of Education and Science (2006) Report and Recommendations for a Traveller Education Strategy, Dublin, Department of Education and Science. p. 8. Available at: [http://www.education.ie/en/Publications/Policy-Reports/traveller\\_ed\\_strat.pdf](http://www.education.ie/en/Publications/Policy-Reports/traveller_ed_strat.pdf)

Strategy emphasised the need for alternative entry routes, support and mentoring of those Travellers entering third-level education.<sup>20</sup>

According to a 2005 study of Roma educational needs, Roma children appear to enjoy school but quickly lose interest due to a lack of support at home. Frequently, homework is done in the classroom. Roma boys' attendance is better than Roma girls as there is more of an emphasis on their attendance by parents. In some primary schools, attendance has improved when the child enters into her/his second year at the school. However, absenteeism and sporadic/erratic levels of attendance remain prevalent issues. There is little if any transfer to second level education institutions. Attempts to address provision for special needs children have encountered difficulties.<sup>21</sup>

### **a) Pre-school/kindergarten**

The Department of Education and Science supports approximately forty five pre-schools catering for Traveller children and it also provides funding for two pre-schools where Travellers and settled children are fully integrated. The Department funds 98% of the tuition costs (teachers' salary) and transport costs involved in this service. It also allocates an annual equipment grant to each pre-school. There is no information available on attendance in pre-school or kindergarten by the Roma community.<sup>22</sup> In 2003/4 a total of 500 Traveller children attended pre-schools across Ireland (6% of the total).<sup>23</sup>

### **b) Compulsory school attendance**

In Ireland, all children are entitled to pre-school, primary and post-primary education. In fact, children are required to attend from the age of 6 to 16 years. In the context of integration, the Department of Education and Skills published its Intercultural Education Strategy in 2010. The aim of the strategy is two-fold. First is to ensure that *all students* experience an education that "respects the diversity of values, beliefs, languages and traditions in Irish society and is conducted in a spirit of partnership"<sup>24</sup>. Second, it aims to assist *providers at all levels* to create a learning environment where inclusion and integration within an intercultural learning environment become the norm.<sup>25</sup>

When the Commission on Itinerancy published its report more than forty years ago, only 114 Traveller children were attending primary schools in Ireland. Statistics for the school year 2002/03 show that there is almost full participation by Traveller children in primary schools, with approximately 5,900 Traveller pupils enrolled. These figures reflect significant achievements by the

---

<sup>20</sup> Ireland, All Ireland Traveller Health Study Team (2010b), All Ireland Traveller Health Study, Technical Report 1 Health Survey Findings, Dublin, All Ireland Traveller Health Study Team. p. 11. Available at: [http://www.dohc.ie/publications/traveller\\_health\\_study.html?lang=en](http://www.dohc.ie/publications/traveller_health_study.html?lang=en)

<sup>21</sup> Ireland, Lesovitch, L. (2005) Roma Educational Needs in Ireland, Dublin, Dublin Vocational Education Committee. p. 67. Available at [http://www.paveepoint.ie/pdf/Roma\\_Report.pdf](http://www.paveepoint.ie/pdf/Roma_Report.pdf)

<sup>22</sup> Ireland, Ireland, Department of Education and Science (2005) Survey of Traveller Education and Provision, Dublin, Inspectorate of the Department of Education and Science. p. 8. Available at: [http://www.education.ie/en/Publications/Inspection-Reports-Publications/Evaluation-Reports-Guidelines/insp\\_survey\\_traveller\\_education\\_provision\\_pdf.pdf](http://www.education.ie/en/Publications/Inspection-Reports-Publications/Evaluation-Reports-Guidelines/insp_survey_traveller_education_provision_pdf.pdf)

<sup>23</sup> Ireland, Forkan, C. (2006) 'Traveller Children and Education: Progress and Problems', Youth Studies Ireland, Vol. 1, No. 1, pp. 77-92.

<sup>24</sup> Ireland, Education Act (1998), p. 5. Available at <http://www.irishstatutebook.ie/pdf/1998/en.act.1998.0051.pdf>

<sup>25</sup> Ireland, Department of Justice and Equality (2011) Ireland's National Traveller / Roma Integration Strategy, Dublin, Traveller Policy Division, Department of Justice and Equality Available at <http://www.justice.ie/ga/JELR/Ireland%E2%80%99s%20National%20Traveller%20Roma%20Integration%20Strategy%202011.pdf/Files/Ireland%E2%80%99s%20National%20Traveller%20Roma%20Integration%20Strategy%202011.pdf>

schools, Traveller parents and the support services in ensuring that Traveller children obtain access to primary education.<sup>26</sup>

During the 1960s and 1970s, primary education for Traveller children was provided mostly in segregated classes and in a small number of special schools. This was in response to the perceived needs of the Traveller community at that time. The Inspectorate's survey found that approximately 30% of Traveller children were in special classes, 35% were attending partly integrated in ordinary classes, but were given additional assistance through withdrawal, and the remaining 35% were integrated in ordinary classes.<sup>27</sup>

The participation rate of young Travellers in post-primary education has increased significantly. In the school year 1997/98 there were 600 Travellers enrolled in second-level schools. By 2006 1,860 Traveller students were enrolled in post-primary schools thus indicating a three-fold increase over a seven-year period. However, while positive developments have taken place in post-primary participation rates, the retention rate at second level is poor. Only 56% of Travellers, who enrolled in post-primary school in 2002, remained in school to Junior Certificate level; the comparable retention rate for the general population was 94 per cent.<sup>28</sup>

One factor contributing to the low participation rate of Travellers in the senior cycle of post-primary education is that they can enrol in senior training centres at the age of fifteen. These centres provide Travellers with an allowance. This is perceived as an important step into paid employment and marks their transition into the adult world.<sup>29</sup>

The increased educational success of Travellers is overshadowed by persistent problems in the form of poor attendance at primary level and the relatively low retention rate to Senior Cycle education at second level. Data on attendance of Traveller children in primary education were collected as part of a bigger research project commissioned by the Blanchardstown Traveller Development Group (BTDG) in April 2004. This group has worked with Travellers since 1992 to promote their welfare and human rights and to combat the social exclusion experienced by them. In their three-year plan (2000–2003), the BTDG stated that one of their main aims was 'to improve Travellers experience of and participation in mainstream education ... and to contribute to the provision of culturally appropriate services for young Travellers in relation to policy development at national level'.<sup>30</sup>

The 2004 study found that no Traveller child achieved full attendance during the academic year. The analysis revealed that 11% of the children missed up to 20 days; 37% missed between 21 and 50 days; and a further 22% missed from 51 to 100 days. Just under 30% of the Traveller children missed more than 100 days from school. This snapshot of school attendance patterns for Travellers at primary school level in Blanchardstown illustrates that absenteeism from school is a very real issue in this area. It seems reasonable to suppose that absenteeism on this scale, if replicated elsewhere (and the current study cannot itself establish this) is bound to have severe consequences for the overall success

---

<sup>26</sup> Ireland, Department of Education and Science (2005). Survey of Traveller Education and Provision, Dublin, Inspectorate of the Department of Education and Science. p. 1. [http://www.education.ie/en/Publications/Inspection-Reports-Publications/Evaluation-Reports-Guidelines/insp\\_survey\\_traveller\\_education\\_provision\\_pdf.pdf](http://www.education.ie/en/Publications/Inspection-Reports-Publications/Evaluation-Reports-Guidelines/insp_survey_traveller_education_provision_pdf.pdf)

<sup>27</sup> Ireland, Department of Education and Science (2005). Survey of Traveller Education and Provision, Dublin, Inspectorate of the Department of Education and Science. p. 2-3. [http://www.education.ie/en/Publications/Inspection-Reports-Publications/Evaluation-Reports-Guidelines/insp\\_survey\\_traveller\\_education\\_provision\\_pdf.pdf](http://www.education.ie/en/Publications/Inspection-Reports-Publications/Evaluation-Reports-Guidelines/insp_survey_traveller_education_provision_pdf.pdf)

<sup>28</sup> Ireland, Department of Education and Science (2005). Survey of Traveller Education and Provision, Dublin, Inspectorate of the Department of Education and Science. p. 4. [http://www.education.ie/en/Publications/Inspection-Reports-Publications/Evaluation-Reports-Guidelines/insp\\_survey\\_traveller\\_education\\_provision\\_pdf.pdf](http://www.education.ie/en/Publications/Inspection-Reports-Publications/Evaluation-Reports-Guidelines/insp_survey_traveller_education_provision_pdf.pdf)

<sup>29</sup> Ireland, Department of Education and Science (2005). Survey of Traveller Education and Provision, Dublin, Inspectorate of the Department of Education and Science. p. 4. [http://www.education.ie/en/Publications/Inspection-Reports-Publications/Evaluation-Reports-Guidelines/insp\\_survey\\_traveller\\_education\\_provision\\_pdf.pdf](http://www.education.ie/en/Publications/Inspection-Reports-Publications/Evaluation-Reports-Guidelines/insp_survey_traveller_education_provision_pdf.pdf)

<sup>30</sup> Ireland, Forkan, C. (2006) 'Traveller Children and Education: Progress and Problems', Youth Studies Ireland, Vol. 1, No. 1, pp. 77-92.

of Traveller children in education, be it at primary level or later at second level. School attendance overall was 89%.<sup>31</sup>

Relating to the Roma population, anecdotal evidence reveals that some schools have refused to take Roma students and there appears to be little or no tracking of children in these situations. Generally, there are difficulties in involving Roma parents in formal education provisions because of different social values and gender issues. Roma girls are leaving school earlier than Roma male classmates because of an emphasis on preparation for marriage and concerns by parents relating to virginity. High levels of irregular attendance and absenteeism are affecting schools' retention of Language Support Teachers. Schools cannot justify their role, if children do not attend, or attend sporadically (a common anecdotal example is four days attendance in a month for Roma children).<sup>32</sup>

### c) Educational attainment

The 2011 Census shows that the **highest level of education completed for more than two-thirds (69%) of Travellers is primary level or lower**. The percentage of Irish Travellers with no formal education in 2011 was 17.7% compared with 1.4% in the general population. The Census results show that 55% of the 7,319 Irish Travellers who provided information on the age at which they left the education system, left school before the age of 15 (4,041). **90% of Irish Travellers ceased their full time education at age 17 although it must be noted that Irish Traveller females stayed longer in education than their male counterparts** (15% of the females left school at age 17 or longer compared with 11% of the males).<sup>33</sup>

In addition, the 2011 Census shows that 21.8% of Irish Travellers whose education had ceased were educated to lower secondary level (15.2 per cent in 2002). The percentage of Irish Travellers who completed upper secondary education more than doubled from 3.6% to 8.2 % over the same period. The number of Irish Travellers who completed third level in 2011 was 115 or 1% (30.7% of the general population excluding Irish Travellers). The percentage of Irish Travellers with no formal education in 2011 was 17.7% compared with 1.4% in the general population.<sup>34</sup>

Other figures in the 2011 Census show that Irish Travellers on average ceased their full-time education 4.7 years earlier than individuals in the general population while a substantial proportion had given no response to the Census question regarding the age at which they had ceased full-time education. The census reveals that only 3.1% continued their education past the age of 18 compared with 41.2% for the general population.<sup>35</sup>

Regarding the highest level of education completed, the picture is broadly similar for both men and women in what primary (including no formal education) and lower education levels are concerned,

---

<sup>31</sup> Ireland, All Ireland Traveller Health Study Team (2010a), *All Ireland Traveller Health Study, Summary of Findings*, Dublin, All Ireland Traveller Health Study Team. p. 58. Available at: [http://www.dohc.ie/publications/traveller\\_health\\_study.html?lang=en](http://www.dohc.ie/publications/traveller_health_study.html?lang=en)

<sup>32</sup> Ireland, Lesovitch, L. (2005) Roma Educational Needs in Ireland, Dublin, Dublin Vocational Education Committee. p. 65. Available at [http://www.paveepoint.ie/pdf/Roma\\_Report.pdf](http://www.paveepoint.ie/pdf/Roma_Report.pdf)

<sup>33</sup> Ireland, Central Office for Statistics (2012), Religion, Ethnicity and Irish Travellers, <http://www.cso.ie/en/media/csoie/census/documents/census2011profile7/Profile%207%20Education%20Ethnicity%20and%20Irish%20Traveller%20entire%20doc.pdf>

<sup>35</sup> Ireland, Central Office for Statistics (2012), Religion, Ethnicity and Irish Travellers, <http://www.cso.ie/en/media/csoie/census/documents/census2011profile7/Profile%207%20Education%20Ethnicity%20and%20Irish%20Traveller%20entire%20doc.pdf>

while differences can be noticed between the number of women and men with upper secondary education (586 women v. 349 men) and with third level education (76 women v. 39 men).<sup>36</sup>

The Census 2006 showed that 16% Irish Travellers had completed lower secondary (Junior or Intermediate Certificate), only 4% had completed upper secondary, less than 1% had some third level education, and a substantial proportion had given no response to the Census question. Moreover, it revealed a broadly similar picture for both men and women but recorded a slightly higher proportion of women had lower secondary rather than primary level only and the proportion with third-level education, though still only 1%, was also marginally higher for women.<sup>37</sup> The 2006 Census showed that 43% of Travellers aged 15 or over had left school before the age of 15, while a further 32% gave no response to the relevant question in the Census. Only 1% had been in education beyond the age of 18. The highest level of education completed for more than two-thirds of Travellers aged 15 or over is primary level. This is the lowest level, excluding any formal educational qualifications.

Other indicators of educational attainment confirm this picture of severe educational disadvantage. For example, in 2004, the Department of Education and Science's inspectorate carried out a survey of Traveller education provision in a number of primary and post-primary schools. They found that the main achievement level of Traveller pupils was very low compared to the population generally. More than two-thirds achieved scores that were at or below the 20th percentile – the level under which only one in five of the general population fell below. In mathematics, almost two-thirds of Traveller pupils achieved scores that were at or below the 20th percentile.<sup>38</sup>

The Figure 6.2 (Annex 2) compares the overall and net risk of low education of Irish Travellers with that of other white Irish adults. Overall, 86% of Irish Travellers in the 25–44 age group and 85% in the 45–64 age group have low levels of education (i.e. have not completed second level).

When age, gender and other characteristics are controlled, the educational disadvantage of Irish Travellers relative to other white Irish adults is greater in the younger age group. The gap in the proportion of Irish Travellers and other white Irish adults with low levels of education is 64 percentage points for adults aged 25 to 44 years, compared with 39 percentage points for adults aged 45 to 64 years. This difference is likely to be because Irish Travellers with higher levels of education have improved health and life expectancy.<sup>39</sup>

For the Roma community, the main problems identified by Irish educational service providers relate to linguistic difficulties and cultural differences when trying to communicate with parents, with little or no fluency in English. Roma children often act as translators (in the English language) for their parents and miss school as a result. Roma parents appear to have limited or no experience of formal educational structures. This leads to problems of support and encouragement for school attendance, completion of homework in the home, punctuality and regular attendance. Many educationalists find it difficult to obtain information from Roma parents about their children's previous engagement in school(s) prior to coming to Ireland and if the children have been or are enrolled in other Irish

---

<sup>36</sup> Ireland, Central Office for Statistics (2012), Religion, Ethnicity and Irish Travellers, <http://www.cso.ie/en/media/csoie/census/documents/census2011profile7/Profile%207%20Education%20Ethnicity%20and%20Irish%20Traveller%20entire%20doc.pdf>

<sup>38</sup> Ireland, Nolan, B. and Maitre, B. (2008) A Social Portrait of Communities in Ireland, Dublin, commissioned by the Office for Social Inclusion from the Economic and Social Research Institute. p. 63. Available at: <http://www.socialinclusion.ie/publications/documents/SocialPortraitOfCommunities.pdf>

<sup>38</sup> Ireland, Nolan, B. and Maitre, B. (2008) A Social Portrait of Communities in Ireland, Dublin, commissioned by the Office for Social Inclusion from the Economic and Social Research Institute. p. 63. Available at: <http://www.socialinclusion.ie/publications/documents/SocialPortraitOfCommunities.pdf>

<sup>39</sup> Ireland, Watson, D. Lunn, P. Quinn, E. Russell, H. (2011) Multiple Disadvantage in Ireland An Equality Analysis of Census 2006, Dublin, The Economic and Social Research Institute, Available at: <http://www.equality.ie/Files/Multiple%20Disadvantage%20in%20Ireland%20-%20an%20equality%20analysis%20of%20Census%202006.pdf>

schools. It is also difficult, at times, for school principals to assess the age of Roma children due to a lack of birth certificates and because of the authenticity of identity documents presented.<sup>40</sup>

Concerning the **educational attainment** of Roma children, specific issues highlighted by service providers in education relate issues of punctuality and timekeeping, to the general reluctance to wearing uniforms, behavioural problems, gender issues (i.e. Roma girls are leaving school at an early age in traditional Roma families and dress code of older Roma girls in primary schools; Roma boys and attitudes to girls in class and co-educational classrooms in secondary schools), the fact that disabled and Roma with special needs are not accessing services.<sup>41</sup>

There are no data on access to education and quality education or school accessibility among Roma children.

#### d) Vocational training/qualifications

Senior Traveller training centres provide a programme of integrated general education, vocational training, work experience, and guidance, counselling and psychological services. Approximately eight hundred Travellers participate annually in these programmes. In September 2004, for example, approximately sixty-five Traveller students left mainstream schools to transfer to these centres. In addition to the senior Traveller training centres, approximately 320 Travellers participate annually in Youthreach programmes for early school leavers.<sup>42</sup>

It is extremely difficult to encourage Roma adults to recognise the value of adult education. This relates to English language and literacy classes. Programmes and projects to date with a focus on Roma adult clients have seen **low attendance except for arts and crafts classes**. Gender issues also affect attendance because of traditional socialisation roles and responsibilities.<sup>43</sup>

#### e) Different types of schooling

There are forty posts for visiting teachers for Travellers throughout the country. These teachers seek to provide opportunities for Traveller parents, their children and schools to engage in a process of development that maximises participation and attainment as well as promoting an intercultural education for all. Visiting teachers provide support to Traveller students and parents during the State Examination process. They also have a role in supporting students in accessing third-level education and support programmes. The School Completion Programme has been implemented to identify all pupils, including Travellers, who are considered to be at risk of early school-leaving. It is in operation at eighty-two centres around the country and provides pupils with a range of in-school, out-of-school and after-school support. The Department of Education and Science now advocates a **policy of integration for Travellers in mainstream schools**, and in recent years there has been a gradual **reduction in the number of special schools**. A special primary school for Travellers is located in Bray, County Wicklow. A special school for post-primary aged Travellers is located in Clonshaugh.<sup>44</sup>

---

<sup>40</sup> Ireland, Lesovitch, L. (2005) Roma Educational Needs in Ireland, Dublin, Dublin Vocational Education Committee. p. 64-65. Available at [http://www.paveepoint.ie/pdf/Roma\\_Report.pdf](http://www.paveepoint.ie/pdf/Roma_Report.pdf)

<sup>41</sup> Ireland, Lesovitch, L. (2005) Roma Educational Needs in Ireland, Dublin, Dublin Vocational Education Committee. p. 65. Available at [http://www.paveepoint.ie/pdf/Roma\\_Report.pdf](http://www.paveepoint.ie/pdf/Roma_Report.pdf)

<sup>42</sup> Ireland, Department of Education and Science (2005) Survey of Traveller Education and Provision, Dublin, Inspectorate of the Department of Education and Science. p. 10-11. Available at: [http://www.education.ie/en/Publications/Inspection-Reports-Publications/Evaluation-Reports-Guidelines/insp\\_survey\\_traveller\\_education\\_provision\\_pdf.pdf](http://www.education.ie/en/Publications/Inspection-Reports-Publications/Evaluation-Reports-Guidelines/insp_survey_traveller_education_provision_pdf.pdf)

<sup>43</sup> Ireland, Lesovitch, L. (2005) Roma Educational Needs in Ireland, Dublin, Dublin Vocational Education Committee. p. 65. Available at [http://www.paveepoint.ie/pdf/Roma\\_Report.pdf](http://www.paveepoint.ie/pdf/Roma_Report.pdf)

<sup>44</sup> Ireland, Department of Education and Science (2005) Survey of Traveller Education and Provision, Dublin, Inspectorate of the Department of Education and Science. p. 10. Available at: [http://www.education.ie/en/Publications/Inspection-Reports-Publications/Evaluation-Reports-Guidelines/insp\\_survey\\_traveller\\_education\\_provision\\_pdf.pdf](http://www.education.ie/en/Publications/Inspection-Reports-Publications/Evaluation-Reports-Guidelines/insp_survey_traveller_education_provision_pdf.pdf)

## **f) Issues of segregation and integration**

During the 1960s and 1970s, primary education for Traveller children was provided mostly in segregated classes and in a small number of special schools. This was in response to the perceived needs of the Traveller community at that time. The Survey by the Primary School Inspectorate of Traveller Participation in Education (1988) showed that while the number of Traveller children attending primary schools had increased to 4,300, there remained significant challenges in ensuring their full participation in mainstream education. The survey found that approximately 30% of the Traveller children were in special classes, 35% were partly integrated in ordinary classes but were given additional assistance through withdrawal, and the remaining 35% were integrated in ordinary classes.<sup>45</sup>

In 2002, the Inspectorate of the Department of Education and Science published Guidelines on Traveller Education in Primary Schools to replace those published in 1994. In 2002 also the Inspectorate published Guidelines on Traveller Education in Second-Level Schools. The revised guidelines reflect the significant developments that have taken place in the Irish education and society. They state that the central aim of DES policy on Traveller education is:

*the meaningful participation and highest attainment of the Traveller child so that, in common with the children of the nation, he or she may live a full life as a child and realise his or her full potential as a unique individual, proud of and affirmed in his or her identity as a Traveller and a citizen of Ireland (p. 5).*

The Guidelines affirm that the policy of the Department of Education and Science is that Traveller children should receive education in a mainstream school and in an integrated way. The Guidelines emphasise the importance of educating children through an intercultural approach, so that pupils are able to recognise inequality, injustice, racism, prejudice and bias and at the same time are able to appreciate the richness of a diversity of cultures.<sup>46</sup>

## **g) Experiences and perceptions of discrimination**

The Equality Authority has a mandate, under the equality legislation, for the enforcement of the Equal Status Acts. In 2003 and 2004 membership to the Traveller community was the second-largest source of the Equality Authority's legal case work in relation to education provision. Many of the cases in educational establishments, with regard to multiple grounds of discrimination, concern members of the Traveller community (mainly relating to Traveller pupils who have a disability).<sup>47</sup>

Issues that have arisen in the Equality Authority's work include:

- Refusal to enrol Traveller pupils or students, including an attempt to set a "quota" for the number of Traveller pupils (refusal under the form of automatic referral of Travellers to other schools in a district);
- The withdrawal of Traveller pupils from core subjects;
- Giving Traveller children art to occupy themselves while their classmates are being taught a core subject;

---

<sup>45</sup> Ireland, Department of Education and Science (2005) Survey of Traveller Education and Provision, Dublin, Inspectorate of the Department of Education and Science. p. 2. Available at: [http://www.education.ie/en/Publications/Inspection-Reports-Publications/Evaluation-Reports-Guidelines/insp\\_survey\\_traveller\\_education\\_provision\\_pdf.pdf](http://www.education.ie/en/Publications/Inspection-Reports-Publications/Evaluation-Reports-Guidelines/insp_survey_traveller_education_provision_pdf.pdf)

<sup>46</sup> Ireland, Department of Education and Science (2005) Survey of Traveller Education and Provision, Dublin, Inspectorate of the Department of Education and Science. p. 7. Available at: [http://www.education.ie/en/Publications/Inspection-Reports-Publications/Evaluation-Reports-Guidelines/insp\\_survey\\_traveller\\_education\\_provision\\_pdf.pdf](http://www.education.ie/en/Publications/Inspection-Reports-Publications/Evaluation-Reports-Guidelines/insp_survey_traveller_education_provision_pdf.pdf)

<sup>47</sup> Ireland, Department of Education and Science (2005) Survey of Traveller Education and Provision, Dublin, Inspectorate of the Department of Education and Science. p. 6. Available at: [http://www.education.ie/en/Publications/Inspection-Reports-Publications/Evaluation-Reports-Guidelines/insp\\_survey\\_traveller\\_education\\_provision\\_pdf.pdf](http://www.education.ie/en/Publications/Inspection-Reports-Publications/Evaluation-Reports-Guidelines/insp_survey_traveller_education_provision_pdf.pdf)

- An allegation of discrimination in the way a school's code of behaviour was applied to a Traveller pupil; and
- Harassment of pupils, on grounds of membership of the Traveller community, by other pupils.<sup>48</sup>

Although issues of bullying and harassment towards Travellers did not emerge as strongly as the other challenges and barriers, some evidence was uncovered in six studied schools. According to the teachers involved in the study, these issues were **more prevalent at post-primary level** in relation to minority groups. One example cited, suggested that parents had requested that their child was not seated next to a child from the Travelling community or did not want to enrol their children in the parish primary school because they did not want them mixing with Travellers.<sup>49</sup> Barriers relating to prejudice, racism and /or bullying received a total of ten references from all six schools. According to the teachers in the study, these were more prevalent at post-primary level and incidences of prejudice/racism were mostly reported in relation to minority groups.<sup>50</sup>

With regard to the Roma population, according to qualitative research, Roma children appear to enjoy school in Ireland and have generally made Irish friends. However, there were incidents of 'name calling' by non-Roma children in and outside the classroom. However, one child in the interview process drew a picture of himself and his Irish friends playing football together. The children felt that, although teachers were concerned about name calling, in reality, nothing was said to the perpetrators. Three of the children stated that '(t)eachers don't like us'.<sup>51</sup>

## Major projects or initiatives

### **“Monaghan Education Centre Family/School Liaison Service”**

In 2004, 50% of referrals to the Monaghan Education Centre Family/School Liaison Service were from the local Roma population. Interactions between the Roma and the majority community in Monaghan have been predominately characterised by polarisation. Negative media portrayal of the Roma has contributed to the social isolation of this community (who also reinforce isolation from the non-Roma community). Infrequent school attendance and absenteeism of Roma children, language barriers with Roma parents and mobility patterns are areas of concern for education providers in the area. Initially, it had proved difficult to source a Romani translator in Monaghan. However, a member of the local Roma population is now assisting the Family/School Liaison Officer with translation in the Romani language. In an effort to increase knowledge and understanding of Roma in Monaghan, the **Family/School Liaison Officer** has:

---

<sup>48</sup> Ireland, Department of Education and Science (2005) Survey of Traveller Education and Provision, Dublin, Inspectorate of the Department of Education and Science. p. 6. Available at: [http://www.education.ie/en/Publications/Inspection-Reports-Publications/Evaluation-Reports-Guidelines/insp\\_survey\\_traveller\\_education\\_provision\\_pdf.pdf](http://www.education.ie/en/Publications/Inspection-Reports-Publications/Evaluation-Reports-Guidelines/insp_survey_traveller_education_provision_pdf.pdf)

<sup>49</sup> Ireland, Travers, J. Balfé, T. Butler, C. Day, T. Dupont, M. McDaid, R. O'Donnell, M. Prunty, A. (2010) Addressing the Challenges and Barriers to Inclusion in Irish Schools, Report to Research and Development Committee of the Department of Education and Skills, Dublin, Special Education Department St Patrick's College. Available at p. 1  
67.[http://www.spd.dcu.ie/main/academic/special\\_education/documents/StPatricksCollegeSENReport2010\\_000.pdf](http://www.spd.dcu.ie/main/academic/special_education/documents/StPatricksCollegeSENReport2010_000.pdf)

<sup>50</sup> Ireland, Travers, J. Balfé, T. Butler, C. Day, T. Dupont, M. McDaid, R. O'Donnell, M. Prunty, A. (2010) Addressing the Challenges and Barriers to Inclusion in Irish Schools, Report to Research and Development Committee of the Department of Education and Skills, Dublin, Special Education Department St Patrick's College. Available at p.

167.[http://www.spd.dcu.ie/main/academic/special\\_education/documents/StPatricksCollegeSENReport2010\\_000.pdf](http://www.spd.dcu.ie/main/academic/special_education/documents/StPatricksCollegeSENReport2010_000.pdf)  
Travers, J. Balfé, T. Butler, C. Day, T. Dupont, M. McDaid, R. O'Donnell, M. Prunty, A. (2010) Addressing the Challenges and Barriers to Inclusion in Irish Schools, Report to Research and Development Committee of the Department of Education and Skills, Dublin, Special Education Department St Patrick's College. Available at p.

167.[http://www.spd.dcu.ie/main/academic/special\\_education/documents/StPatricksCollegeSENReport2010\\_000.pdf](http://www.spd.dcu.ie/main/academic/special_education/documents/StPatricksCollegeSENReport2010_000.pdf)

<sup>51</sup> Ireland, Lesovitch, L. (2005) Roma Educational Needs in Ireland, Dublin, Dublin Vocational Education Committee. p. 70. Available at [http://www.paveepoint.ie/pdf/Roma\\_Report.pdf](http://www.paveepoint.ie/pdf/Roma_Report.pdf)



- Compiled and distributed a booklet on Roma culture and specific issues for Roma children in mainstream education, to the eight schools assisted by the Family/School Liaison service;
- Organised ‘Cultural Days’ in three primary schools in order to raise cultural awareness and celebrate cultural diversity;
- Promoted network building with the local Roma and non-Roma community and support groups in order to address emerging issues and areas of conflict.<sup>52</sup>

#### “Roma Project: Tallaght Intercultural Action” (*County Dublin*)

In 2001, a ‘Preparation for School’ programme was developed and implemented by the Tallaght Intercultural Action group (based in the West Tallaght Resource Centre). This programme was funded by the Tallaght Partnership. The project involved an extended Roma family living (at that time) in a hostel in Tallaght. The aim was to prepare the children for participation and attendance in school. By working with the children and their parents the project aimed to relieve anxieties about attending school in the area.

The project involved two teachers meeting the group twice a week for six weeks. Play and reading activities took place with the children as well as communication with the children’s parents about school in Ireland. The project reported that the programme was well received by the children and their mothers who enjoyed direct contact with the teachers. Difficulties arose due to the venue and it was reported that the men were a controlling presence during interaction with the children, their mothers and the teachers. Unfortunately, the outcome of the programme was not achieved (that is for the children to attend school) as the entire extended Roma family involved moved out of the hostel after the project ended.<sup>53</sup>

#### “Leanbh Supports”

Leanbh was set up in 1997 as a service operated by the Irish Society for the Prevention of Cruelty to Children. It has developed two initiatives with the Roma community in Dublin: A ‘Language Support Development’ programme and a ‘Roma Integration Support Programme’. This was piloted in January 2003, for Roma children. The project involved a specific support and outreach programme. **The target group were Roma children who had previously been engaged in begging.** Preventive group work took place with Roma parents and children. The project sought to identify the needs of the children and their parents as well as build relationships with other Roma children (and their parents) begging on Dublin streets. A day centre for Roma children was established with funding from the Pennies from Heaven Appeal. An important component of the programme was the development of literacy skills and preparation for school by using a Montessori-Steiner approach.

The ‘Roma Integration Support Programme’ provides Roma families with assistance with school uniforms and other school related costs. The support programme involves a Steering Committee, which meets once a month with representatives from a Roma family, a Traveller family, Garda and Leanbh staff.<sup>54</sup>

#### “Deonach: Tallaght Probation Service”

As a response to probation referrals of Roma adults, the Deonach programme in the West Tallaght Probation Service recognised the need **to address language and literacy issues for Roma** clients. A pilot initiative, the ‘Language and Literacy project with Roma women’ has been developed and a sewing programme for Roma women established. The sewing programme is run with an instructor

<sup>52</sup> Ireland, Lesovitch, L. (2005) Roma Educational Needs in Ireland, Dublin, Dublin Vocational Education Committee. p. 44. Available at [http://www.paveepoint.ie/pdf/Roma\\_Report.pdf](http://www.paveepoint.ie/pdf/Roma_Report.pdf)

<sup>53</sup> Ireland, Lesovitch, L. (2005) Roma Educational Needs in Ireland, Dublin, Dublin Vocational Education Committee. p. 46. Available at [http://www.paveepoint.ie/pdf/Roma\\_Report.pdf](http://www.paveepoint.ie/pdf/Roma_Report.pdf)

<sup>54</sup> Ireland, Lesovitch, L. (2005) Roma Educational Needs in Ireland, Dublin, Dublin Vocational Education Committee. p. 46. Available at [http://www.paveepoint.ie/pdf/Roma\\_Report.pdf](http://www.paveepoint.ie/pdf/Roma_Report.pdf).

from the Henrietta Trust and an experienced literacy tutor. The next phase of the programme will involve development of literacy needs through sewing and other practical skill media. Male Roma clients have also been accessing the language and literacy development through practical skills.<sup>55</sup>

#### **“Limerick Education Centre: Circus and Fairground Support Service”**

The Limerick Education Centre does not have any Roma clients accessing any of its services. However, the Centre’s ‘Promoting Educational Continuity for Circus and Fairground Children’ may have relevance for some Roma families/groups and service providers. Designed from a distance learning perspective, the programme uses a ‘Blue Record Folder’ to keep records of the child’s work while he/she is on tour with the family. Operating at primary school level, this support service involves teachers who visit the children at their different circus/fairground locations. It is funded through the special education unit of the Department of Education and Science. The support service is structured through the network of Education Centres and has designed a mechanism for recording and mapping what pupils have been taught.<sup>56</sup>

#### **“Crosscare Initiatives”**

Founded in 1941, as the Catholic Social Service Conference, Crosscare is the social care agency of the Archdiocese of Dublin. The agency has been proactively working with the Traveller community and other target groups for many years. Recognising the need to target the Roma community, Crosscare is involved in consultation with service providers and the Roma Support Group. The agency has conducted a survey to education providers and mapped the Roma community in Dublin based on the findings from the survey. Programmes provided by Crosscare include:

- Community education
- Community development
- Travellers programme
- Dublin food bank
- Drug awareness programme
- Carer support group
- Centrecare and Emigrant Advice
- Night shelters and a day centre
- Residential (youth) hostel
- Teen counselling.<sup>57</sup>

Lesovitch argues that the key element in attempting to meet the educational needs of Roma must begin by examining the context in which Roma policies and programs/projects take place: by presenting a profile of Roma history, culture and experiences to allow valid observations and conclusions about effective social inclusion to be addressed. There is no definitive ‘best model of practice’. The most successful educational programmes and models of best practice for Roma are those in which service providers have some knowledge of Roma history, culture and traditions and where there is representation, consultation and evaluation of programmes by the Roma community.<sup>58</sup>

---

<sup>55</sup> Ireland, Lesovitch, L. (2005) Roma Educational Needs in Ireland, Dublin, Dublin Vocational Education Committee. p. 47. Available at [http://www.paveepoint.ie/pdf/Roma\\_Report.pdf](http://www.paveepoint.ie/pdf/Roma_Report.pdf)

<sup>56</sup> Ireland, Lesovitch, L. (2005) Roma Educational Needs in Ireland, Dublin, Dublin Vocational Education Committee. p. 47. Available at [http://www.paveepoint.ie/pdf/Roma\\_Report.pdf](http://www.paveepoint.ie/pdf/Roma_Report.pdf)

<sup>57</sup> Ireland, Lesovitch, L. (2005) Roma Educational Needs in Ireland, Dublin, Dublin Vocational Education Committee. p. 47-48. Available at [http://www.paveepoint.ie/pdf/Roma\\_Report.pdf](http://www.paveepoint.ie/pdf/Roma_Report.pdf)

<sup>58</sup> Ireland, Lesovitch, L. (2005) Roma Educational Needs in Ireland, Dublin, Dublin Vocational Education Committee. p. 48. Available at [http://www.paveepoint.ie/pdf/Roma\\_Report.pdf](http://www.paveepoint.ie/pdf/Roma_Report.pdf)

### 3 Employment

The Committee to Monitor the Implementation of the Recommendations of the Task Force on the Travelling Community found shortcomings in implementation and disparities *'between the objectives of the Task Force and the opportunities offered by a range of State sectors'*. The main recommendations of the Task Force Report addressed the effective organisation of trading activities, the development of recycling and waste management strategies, the development of strategies to increase participation by Travellers in mainstream employment and training/ employment schemes. The Irish National Training and Employment Authority (FÁS) accepted the Task Force Report and Travellers are now included in a range of programmes.<sup>59</sup>

**Many local initiatives and models of good practice have been developed but have not been mainstreamed.** The Traveller Health Unit in the Eastern region commissioned work and published a report on developing a 'toolkit' for employment of Travellers. The report, entitled 'Toolkit and Guidelines for the Employment of Travellers in the Health Service Executive' gives an overview of some of the barriers and enablers to training and employment for Travellers.<sup>60</sup>

Factors identified resulting in a low level of participation in the labour market by Travellers are:

- Lack of recognition of Traveller culture;
- Lack of outreach or specific efforts to recruit Travellers, and poor tailoring of recruitment documentation to meet the needs of Travellers;
- Lack of additional support for Travellers, such as childcare supports;
- Lack of progression options as a result of participating in labour market programmes;
- Loss or fear of loss of welfare and secondary benefits.<sup>61</sup>

Enablers to training, employment and labour force participation of Travellers include:

- Adopting an inter-agency approach, including engagement with Traveller representative organisations;
- Availability of additional supports to Travellers throughout the recruitment process;
- Availability of dedicated staff to build relationships and support Travellers through mentoring;
- Outreach approach, and engagement with local Traveller organisations in attracting Travellers to programmes;
- Flexibility and innovation in delivery of programmes;
- Finally, the importance of Travellers who have participated on programmes and in the workplace as role models is seen as very important, both in the workplace and also amongst the Traveller community as a whole.<sup>62</sup>

The public policy context has acknowledged the **need for Traveller inclusion in the labour market**, and has specifically identified this need in respect of the public sector, highlighting a leadership role

---

<sup>59</sup> Ireland, All Ireland Traveller Health Study Team (2010b), All Ireland Traveller Health Study, Technical Report 1 Health Survey Findings, Dublin, All Ireland Traveller Health Study Team. p. 12.

Available at: [http://www.dohc.ie/publications/traveller\\_health\\_study.html?lang=en](http://www.dohc.ie/publications/traveller_health_study.html?lang=en)

<sup>60</sup> Ireland, All Ireland Traveller Health Study Team (2010b), All Ireland Traveller Health Study, Technical Report 1 Health Survey Findings, Dublin, All Ireland Traveller Health Study Team. p. 12.

Available at: [http://www.dohc.ie/publications/traveller\\_health\\_study.html?lang=en](http://www.dohc.ie/publications/traveller_health_study.html?lang=en)

<sup>61</sup> Ireland, All Ireland Traveller Health Study Team (2010b), All Ireland Traveller Health Study, Technical Report 1 Health Survey Findings, Dublin, All Ireland Traveller Health Study Team. p. 12.

Available at: [http://www.dohc.ie/publications/traveller\\_health\\_study.html?lang=en](http://www.dohc.ie/publications/traveller_health_study.html?lang=en)

<sup>62</sup> Ireland, All Ireland Traveller Health Study Team (2010b), All Ireland Traveller Health Study, Technical Report 1 Health Survey Findings, Dublin, All Ireland Traveller Health Study Team. p. 12.

Available at: [http://www.dohc.ie/publications/traveller\\_health\\_study.html?lang=en](http://www.dohc.ie/publications/traveller_health_study.html?lang=en)

that the sector has to play in this regard. Positive action measures are consistent with Employment Equality and Equal Status legislation, and Travellers are specifically mentioned as one of the groups for whom positive action can be undertaken. Key policy and national agreements also have a consistent emphasis on lifelong learning in the workplace in particular for low skilled and low paid workers.<sup>63</sup>

### **a) Paid employment**

Employment is crucial to household income, and the labour force status of Travellers aged between 15 and 64 years, as captured in the 2011 Census, is shown in Table 20.7 (Annex 2). According to the 2011 Census, the labour force participation rate among Irish Travellers is 57.3% compared with 61.9% for the general population. One in three Irish Traveller women (32.7%) were looking after the home and family (compared with 17.5% among the general population) while 9.5% of all Irish Travellers aged 15 and over were unable to work due to permanent sickness or disability (compared with 4.4% for general population).<sup>64</sup>

“Elementary trades and related occupations”, a category dominated by men, is the most popular occupational category among Irish Travellers as shown by the 2011 Census. This was followed by Elementary administration and service occupations which was evenly gender-balanced. Caring personal service occupations was the most popular among females, while skilled construction and building trades was an exclusively male occupation.<sup>65</sup> A complete table on the main occupation of Irish Travellers as revealed by the 2011 Census is provided in Annex 2.

In 2006, only 14% of all Travellers in that age range were recorded as being in work compared to 65% of the population as a whole, aged 15 or over. Some 43% of Travellers of normal working age were reported as being unemployed, compared with 6% for the working-age population as a whole. About 22% of Travellers were “in home duties”, working full-time in the home, compared with 10% for the population as a whole. The percentage of Travellers reported as unable to work due to illness or disability was also relatively high at 8%, compared with 4% for the population.

The type of work traditionally common in the Traveller community relates to self-employment, trading and casual work. Consequently, the Census and other statistical sources may seriously underestimate the percentage of Travellers who are at work. Since labour force status varies systematically by age, it is also worth comparing the percentage in work at different age ranges, as shown in the figure in Annex 2. This shows that the gap is widest in “prime” working age, between 25 and 54 years. In 2006, the percentage of Travellers in work was remarkably stable at 20% across the age ranges. However, in the population as a whole almost 80% of people aged 25 to 34 years were at work.<sup>66</sup>

Labour force status also varies according to gender. In 2006, more men than women were in work at each age range except for 15-24 years, though the differences are not as great as for the population as

---

<sup>63</sup> Ireland, All Ireland Traveller Health Study Team (2010b), All Ireland Traveller Health Study, Technical Report 1 Health Survey Findings, Dublin, All Ireland Traveller Health Study Team. p. 13.

Available at: [http://www.dohc.ie/publications/traveller\\_health\\_study.html?lang=en](http://www.dohc.ie/publications/traveller_health_study.html?lang=en)

<sup>64</sup> Ireland, Central Office for Statistics (2012), Religion, Ethnicity and Irish Travellers, <http://www.cso.ie/en/media/csoie/census/documents/census2011profile7/Profile%207%20Education%20Ethnicity%20and%20Irish%20Traveller%20entire%20doc.pdf>

<sup>65</sup> Ireland, Central Office for Statistics (2012), Religion, Ethnicity and Irish Travellers, <http://www.cso.ie/en/media/csoie/census/documents/census2011profile7/Profile%207%20Education%20Ethnicity%20and%20Irish%20Traveller%20entire%20doc.pdf>

<sup>66</sup> Ireland, Nolan, B. and Maitre, B. (2008) A Social Portrait of Communities in Ireland, Dublin, commissioned by the Office for Social Inclusion from the Economic and Social Research Institute. p.64. Available at: <http://www.socialinclusion.ie/publications/documents/SocialPortraitOfCommunities.pdf>

a whole. Also, in 2006, Travellers in the 25-44 and 45-64 age groups were markedly disadvantaged when compared with other white Irish people: 39% of younger Travellers and 51% of older Travellers are outside the labour market, compared with 13% and 31% respectively for other white Irish adults (See figures in Annex 2). Note that, for the 2006 Census results, education is controlled in estimating the net figures, as well as gender, religion, disability status, region, urban/rural location and five-year age group. The gap in terms of labour market participation between Travellers and other white Irish adults is smaller when these factors are controlled: in the younger age group, 3% of Travellers are outside the labour market, compared with 2% of other white Irish adults; in the older age group, the percentages are 9% and 5% respectively.

There are no data available on the employment situation of the Roma population. Moreover, there is no information available on factors that influence Roma's access to formal employment.

## b) Self-employment

Research into the economic activities of the Travellers' culture established that there is an emphasis on **income generation, rather than wage employment**. Trading, and market trading in particular, has always been an important economic activity within the Traveller economy. This preference for self-employment allows members of the Traveller Community to engage in economic activity in a flexible manner and avoid potentially discriminatory employee-manager-other employee relationship.

With increasing regulation and enforcement in work areas associated with Travellers [e.g. recycling, waste disposal, horse trading], opportunities to continue self-employment have become more difficult.<sup>67</sup> The designation by local authorities of specific trading areas made transient and door-to-door trading illegal, in addition to the reductions in the size of the trading pitches within designated markets meant that some products traditionally sold by travellers (e.g. carpets) could no longer be offered from the market stall.<sup>68</sup>

The boom of the Irish economy between 1995 and 2005 affected the economic activities of the whole population of Ireland. However, it is argued that it had an even greater, and negative, impact upon the traveller community since traditional crafts and skills were no longer required in such demand, as previously experienced, while the move towards a knowledge economy further widened the skill and education gaps. Additionally, Travellers have difficulty in accessing start-up finance, experience a lack of credibility with agencies who can offer grant aid, and the increasing demand for accreditation and certification has placed even more obstacles towards any entrepreneurial ambitions that they might possess. The result of these changes and new challenges has been a significant reduction in the economic opportunities available to members of the Traveller community, particularly within its traditional areas of economic activity, and the further marginalisation of the community within Irish society.<sup>69</sup>

## c) Communal work and other forms of payment schemes

FÁS is the Irish National Training and Employment Authority. It was invited by the Department of Enterprise, Jobs & Innovation to develop a special initiative to explore practical approaches to redressing the imbalance in Traveller unemployment, support Travellers already engaged in the

---

<sup>67</sup> Ireland, Department of Justice, Equality and Law Reform. (2006) Report of the High Level Group on Traveller Issues, Dublin, Department of Justice, Equality and Law Reform. p. 33. Available at: <http://www.justice.ie/en/JELR/HLGReport.pdf/Files/HLGReport.pdf>

<sup>68</sup> Ireland, Cooney, T.M. (2009) 'Developing entrepreneurship programmes for female members of the Irish traveller community', International Journal of Gender and Entrepreneurship, Vol. 1, No. 2, pp. 134 -137

<sup>69</sup> Ireland, Cooney, T.M. (2009) 'Developing entrepreneurship programmes for female members of the Irish traveller community', International Journal of Gender and Entrepreneurship, Vol. 1, No. 2, pp. 134 -137

Traveller economy and provide a Special Training Fund (small grants) to address the training needs of adult Travellers. The Special Initiative for Travellers focuses on job-ready Travellers and supports their access into employment and enterprise development. In 2010 the Programme was delivered in thirteen areas nationally and in 2011 FAS focused on mainstreaming the service for travellers.<sup>70</sup>

#### **d) Unemployment**

**Unemployment in the Irish Traveller community was 84.3% in 2011, up from 74.9% in 2006.** Of a total labour force of 9,973, 86.6% of the 5,829 males were unemployed while 81.2% of the 4,144 women were unemployed. 9.5% of all Irish Travellers aged 15 and over were unable to work due to permanent sickness or disability (4.4% in the general population).<sup>71</sup>

The 2006 Census showed that among Travellers, there is a major divergence between men and women who were unemployed. In the age range of 15 to 54 years, about 50-60% of Traveller men are reported as unemployed. For women in that age band, the percentage unemployed was generally around 20%, although it reached 35% for those aged 15-24 years. This lower (though still very high) unemployment rate for Traveller women, was balanced by the fact that about 50% of Traveller women aged 25 or more reported that they were engaged in home duties.<sup>72</sup>

Figure 3.9 (Annex 2) compares the unemployment rates of Travellers and other white Irish adults in the labour market. The gross figures show a very large gap, particularly among younger adults. Almost three-quarters of young Travellers (74%) in the labour market are unemployed, compared with 6% of other white Irish adults. In the older age group, the gap is also very large: two-thirds or 67% of Travellers aged 45 to 64 years are unemployed, compared with 7% of other white Irish adults in the same age group.

The net figures still show a **very substantial gap in terms of unemployment risk**. Even with levels of education and other characteristics controlled, the unemployment rate was 39% for young Travellers, compared with 4% for other white Irish adults in the same age group. In the older age group, the figures are 31% for Irish Travellers and 3% for other white Irish adults. These figures document the very real barriers to employment faced by Irish Travellers; barriers that are not due to differences in education, disability status, gender or age distribution.

#### **e) Child labour**

There are no data or reports available on child labour among Travellers or the Roma community.

#### **f) Old age pension**

Despite requests to the Department of Social Protection, it is evident that no data are collected indicating the age pension entitlements of Travellers or Roma.

#### **g) Experiences and perceptions of discrimination**

The data on experience of discrimination that follow are about Travellers and not for Roma migrants, asylum seekers and Roma EU nationals, which are not available.

---

<sup>70</sup> Ireland, FÁS Travellers Initiative See: <http://www.fas.ie/en/Communities/Travellers+Initiative.htm>

<sup>71</sup> Ireland, Central Office for Statistics (2012), Religion, Ethnicity and Irish Travellers, <http://www.cso.ie/en/media/csoie/census/documents/census2011profile7/Profile%207%20Education%20Ethnicity%20and%20Irish%20Traveller%20entire%20doc.pdf>

<sup>72</sup> Ireland, Nolan, B. and Maitre, B. (2008) A Social Portrait of Communities in Ireland, Dublin, commissioned by the Office for Social Inclusion from the Economic and Social Research Institute. p. 65. Available at: <http://www.socialinclusion.ie/publications/documents/SocialPortraitOfCommunities.pdf>

In 2010 the Central Statistics Office Quarterly Household Survey provided statistics on the percentage of persons aged 18 years or over who had experienced discrimination, according to the social setting of the discrimination and perceived grounds. Under the category 'Membership of the Traveller Community' 2% identified the social setting as banks (or other financial institutions), 3% in looking for work, 11% in shops, pubs or restaurants, 2% in education, 6% in obtaining housing accommodation, 2% in accessing health services and 7% in accessing other public services.<sup>73</sup>

According to the Equality Authority's Annual Report 2011 there were 132 case files processed under the Employment Equality Acts 1998-2011. Of these cases, 2 were filed on the grounds of membership of the Traveller community. Of the queries handled under the Employment Equality Acts 1998-2011, 7 involved the Traveller Community ground.<sup>74</sup>

The Equality Authority views discrimination as a significant factor for Travellers in the workplace. While 2% of the casework under the Employment Equality legislation relates to the Traveller ground, anecdotal evidence suggests that the figure is significantly higher. They noted that this is in contrast to the number of cases taken by Travellers under the Equal Status Act. A possible explanation may be that Travellers may feel they have nothing to gain by taking a case. When experiencing work difficulties, many may find it easier to walk away. The lack of reliable information regarding Travellers in the workplace makes it difficult to monitor workplace incidents.<sup>75</sup>

## Major projects or initiatives

### **Supporting employment of Roma by public/local authorities;**

Since 1994, Pavee Point, in partnership with the HSE (formerly Eastern Health Board), has helped develop a primary health care project for Travellers. Part of this project has been to train Traveller women to work as health care workers in their own communities. The "**Pavee Point Primary Health Care for Travellers Project**" has demonstrated that this model can help to significantly improve Primary Health Care for Travellers. As a result, other Traveller organisations have decided to replicate this type of project with their own local health service provider. There are now 40 Primary Health Care for Traveller Projects at varying stages of development, located around the country. The model involves enabling individuals and organisations to improve health through informed health care, self-help and mutual aid. It means encouraging and supporting local initiatives for health. Crucially it is a flexible system that can be adapted to the health problems, the culture or 'way of life', and the stage of development reached by the community. Design and implementation of successful PHCTPs is determined through a process that values empowerment, partnership and advocacy, allowing partners to highlight inequity and negotiate solutions. Through using community development principles, PHCTP has facilitated community participation by building capacity and supporting the community to identify and address health issues. This approach has empowered individuals to enhance skills, take control and participate in decisions that affect their lives in order to address the health of their community.<sup>76</sup>

---

<sup>73</sup> Ireland, Central Statistics Office (2011) Quarterly National Household Survey Equality Quarter 4 2010, Cork, Central Statistics Office. p. 6. Available at: [http://www.cso.ie/en/media/csoie/releasespublications/documents/labourmarket/2010/qnhs\\_equalityq42010.pdf](http://www.cso.ie/en/media/csoie/releasespublications/documents/labourmarket/2010/qnhs_equalityq42010.pdf)

<sup>74</sup> Ireland, The Equality Authority (2012) The Equality Authority Annual Report 2011, Dublin, Equality Authority. p.18 and p. 28. Available at: <http://www.equality.ie/Files/Annual-Report-2011.pdf>

<sup>75</sup> Ireland, Department of Justice, Equality and Law Reform. (2006) Report of the High Level Group on Traveller Issues, Dublin, Department of Justice, Equality and Law Reform. p. 36. Available at: <http://www.justice.ie/en/JELR/HLGReport.pdf/Files/HLGReport.pdf>

<sup>76</sup> Ireland, All Ireland Traveller Health Study Team (2010b), All Ireland Traveller Health Study, Technical Report 1 Health Survey Findings, Dublin, All Ireland Traveller Health Study Team. p.26. Available at: [http://www.dohc.ie/publications/traveller\\_health\\_study.html?lang=en](http://www.dohc.ie/publications/traveller_health_study.html?lang=en)

Given the increasing regulation and formalisation of the Irish economy it is getting difficult for Travellers to maintain their involvement in economic activities traditionally associated with the Traveller economy. Efforts are being made to build on the current skills and traditional entrepreneurship of the Traveller community and to eliminate the barriers that hold them back from fully participating in the Irish labour market. To achieve this, an additional €0.5m has been allocated in the Department of Enterprise, Trade and Employment Estimates for 2005 to provide funding for Traveller Initiatives. This fund will be directed at a number of initiatives aimed at supporting training and employment for Travellers.<sup>77</sup>

There is no information regarding the existence of financial assistance and incentives or the setting up of Roma employment mediators to help Roma find work or adapt to working conditions;

### **Supporting Roma self-employment and entrepreneurship**

#### **“Dundalk Local Employment Service (DLES)”**

In 2003, as a response to enquiries from Roma clients, the Dundalk Local Employment Service ran a ‘Job Club’ for Roma, which took place over a three-week period. As part of this initiative, a one-day ‘Safepass’ Course (safety and hygiene in the workplace) was arranged and organised.<sup>99</sup> A translator assisted with language communication. Time keeping and attendance emerged as issues which need to be developed and promoted for Roma clients.<sup>78</sup>

#### **“Pilot Training Course for Roma in Ireland (for Roma adults): FAS Asylum Seeker Unit Programme and Roma”**

The Pilot Training Course for Roma in Ireland ran from October 2001 to March 2002. Targeted at Roma living in the greater Dublin area, the course took place at Blanchardstown Asylum Seeker Centre and Pavee Point Travellers Centre. The aim of the training course was to introduce and develop existing skills among the participants in order to enable Roma adults to later engage in training and employment opportunities. Objectives included the:

- Provision of English language and numeracy tuition;
- Development of communication skills;
- Assistance in relation to social integration;
- Development of an understanding of Roma needs.<sup>79</sup>

#### **“Horsemen Project”**

The ‘Horsemen Project’ is a European project, which is being developed and implemented with regard to meeting the vocational and educational needs of Travellers and Roma. Modules offered in horse care will provide qualifications for members of the Roma and Traveller community in equine studies as well as assisting in the development of requisite skills needed for keeping horses in today’s societies. One of the strengths of this project is the degree of consultation with both communities in order to garner their support for the project, identify their skills in horse-care and translate these skills in order to provide employment opportunities in the equine industry. Participating partners in the project are: Belgium, the Netherlands, Ireland, France, Hungary and Spain. The primary focus of the project is vocational training and the development of one or more horse-care modules.<sup>80</sup>

There are no data on initiatives encouraging the establishment of cooperatives and social enterprises;

---

<sup>77</sup> Ireland, Department of Justice, Equality and Law Reform. (2006) Report of the High Level Group on Traveller Issues, Dublin, Department of Justice, Equality and Law Reform. p. 33. Available at: <http://www.justice.ie/en/JELR/HLGReport.pdf/Files/HLGReport.pdf>

<sup>78</sup> Ireland, Lesovitch, L. (2005) Roma Educational Needs in Ireland, Dublin, Dublin Vocational Education Committee. p. 45. Available at [http://www.paveepoint.ie/pdf/Roma\\_Report.pdf](http://www.paveepoint.ie/pdf/Roma_Report.pdf)

<sup>79</sup> Ireland, Lesovitch, L. (2005) Roma Educational Needs in Ireland, Dublin, Dublin Vocational Education Committee. p. 45. Available at [http://www.paveepoint.ie/pdf/Roma\\_Report.pdf](http://www.paveepoint.ie/pdf/Roma_Report.pdf)

<sup>80</sup> Ireland, Lesovitch, L. (2005) Roma Educational Needs in Ireland, Dublin, Dublin Vocational Education Committee. p. 45. Available at [http://www.paveepoint.ie/pdf/Roma\\_Report.pdf](http://www.paveepoint.ie/pdf/Roma_Report.pdf)



## **Facilitating access to employment for Roma migrants, asylum seekers and, especially, Roma EU nationals moving from other Member States.**

The Institute for Minority Entrepreneurship at the Dublin Institute of Technology was invited (by an organisation that promoted initiatives to help disadvantaged communities) to design and develop a tailored programme for female Travellers. The objectives of the programme were to:

- Offer participants an alternative career/life option;
- Introduce key considerations in setting-up and running a small business;
- Deliver relevant information on sources of assistance; and
- Highlight the challenges that a participant might face and how these could be overcome.

The initial programme targeted a group of 12 female Travellers. The programme was to take place within the training centre that the participants already attended on a daily basis. The participants were all in receipt of social welfare benefit and attended the training centre as part of a programme to encourage them to build a skill-set that would enable them to identify and successfully attain job opportunities for themselves.<sup>81</sup>

The 2005–06 Special Initiatives on Employment for Travellers implemented by the National Training and Employment Authority (FÁS) provided over 50 full-time local authority jobs and over 150 training positions in four urban centres. The Department of Finance launched a 2006–07 Traveller Internship Programme in the Civil Service, providing clerical work experience for 20 Travellers. In both cases some trainees went on to other jobs, others sought further education, while some returned to work with Traveller NGOs. FÁS evaluated the first programme with a view to developing a national Traveller training support strategy and the second project was also evaluated. These initiatives demonstrated that Travellers were willing to train for formal jobs and were capable of meeting employment requirements. They also showed that supportive government agencies working in partnership with Traveller NGOs could prepare offices to accept Travellers and train them successfully.<sup>82</sup>

Among the ten initiatives where employers, Traveller organisations, state agencies and others came together to establish labour market initiatives for Travellers are the following:

### **“South Dublin County Council’s Pilot Traveller Training and Employment Initiative”**

This initiative arose from South Dublin County Council’s (SDCC) participation in the Governmental High Level Committee on Traveller Issues, which encouraged the development of innovative programmes. The initiative also reflected a commitment in the County Council’s Corporate Plan under the Socially Inclusive County Strand. The initiative’s main aim was to provide a relevant skills training programme supplemented with work experience that offered a real prospect of full-time employment to Travellers at the end of the programme. As a result of this initiative, eight young Traveller men secured full-time employment in the General Duties Programme Area of SDCC.<sup>83</sup>

### **“South Dublin County Council’s Pilot Traveller Training and Employment”**

---

<sup>81</sup> Ireland, Cooney, T.M. (2009) ‘Developing entrepreneurship programmes for female members of the Irish traveller community’, *International Journal of Gender and Entrepreneurship*, Vol. 1, No. 2, pp. 134 -137.

<sup>82</sup> Ireland, Department of Justice and Equality (2011) *Ireland’s National Traveller / Roma Integration Strategy*, Dublin, Traveller Policy Division, Department of Justice and Equality. P 17. Available at <http://www.justice.ie/ga/JELR/Ireland%E2%80%99s%20National%20Traveller%20Roma%20Integration%20Strategy%20011.pdf/Files/Ireland%E2%80%99s%20National%20Traveller%20Roma%20Integration%20Strategy%202011.pdf>

<sup>83</sup> Ireland, Peelo, D. O’Connor, A. & O’Toole, G. (2008) *Positive Action for Traveller Employment Case Studies of Traveller Participation in Employment and Enterprise Initiatives*, Dublin, The Equality Authority. p. 12. Available at <http://www.equality.ie/Files/Positive%20Action%20for%20Traveller%20Employment.pdf>

A second project under South Dublin County Council's Training and Employment Initiative explored employment opportunities in clerical and administration roles for young Travellers. This led to the employment of three young Traveller women by the County Council in administrative roles and in its Customer Care Centre and provided work experience programmes or temporary employment for a number of others.<sup>84</sup>

#### **“Travellers’ Work Experience Programme in the Dept. of Communications, Marine and Natural Resources”**

To increase the employment rate of Travellers in the Civil Service, six Travellers were employed by the Department of Communications, Marine and Natural Resources for a period of between eight and ten weeks during the summers of 2004 and 2005. These employees provided clerical support to permanent staff within the Department. The initiative proved successful and has the potential for replication in other Government Departments.<sup>85</sup>

#### **“Shuttle Knit Limited – A Traveller Enterprise Initiative”**

Shuttle Knit Ltd is a stand-alone enterprise established in 2001 by Wicklow Travellers’ Group Ltd. It produces and markets a line of hand-loomed woven items and a range of knitted products. The business is a partnership between Travellers and settled people, and is committed to creating a working environment in which all workers are respected and valued equally. It employs five workers and hopes to employ more as the business develops. Shuttle Knit is funded under the Community Services Programme (previously known as the Social Economy Programme), which is administered by Pobal Ltd under the auspices of the Department of Community, Rural and Gaeltacht Affairs.<sup>86</sup>

#### **“Donegal Travellers Project’s Crèche and Childcare Centre”**

In 1997, Donegal Travellers Project (DTP) established a crèche and childcare centre to create job opportunities for individual members of the Traveller community and to promote and implement a culturally appropriate childcare model. Managed by a committee comprising staff, parents and members of DTP, it employs nine staff, four of whom are Travellers. The crèche is funded under the Equal Opportunities Childcare Programme.

#### **“Traveller Youth Worker in Let’s Stay Programme”**

The *Let’s Stay* programme in Tralee, Co. Kerry is a collaborative project led by the Kerry Diocesan Youth Service (KDYS) which provides educational support to young Travellers. In 2002, KDYS employed two Travellers on a Community Employment (CE) scheme to provide basic after-school support to young Travellers in the Mitchel’s Crescent area of Tralee. One of these workers was subsequently employed as a Youth Worker in the project.<sup>87</sup>

#### **“Waste Disposal Business Supported by the Back to Work Enterprise Allowance Scheme”**

Established by a young Traveller man in Longford, this business provides a number of local services, including door-to-door waste disposal, cleaning up of derelict houses for the local authority, maintenance of green areas in local estates for the town council and a tyre disposal service to garages. The setting up of the business was supported by the Back to Work Enterprise Allowance Scheme

---

<sup>84</sup> Ireland, Peelo, D. O’Connor, A. & O’Toole, G. (2008) Positive Action for Traveller Employment Case Studies of Traveller Participation in Employment and Enterprise Initiatives, Dublin, The Equality Authority. p. 20. Available at <http://www.equality.ie/Files/Positive%20Action%20for%20Traveller%20Employment.pdf>

<sup>85</sup> Ireland, Peelo, D. O’Connor, A. & O’Toole, G. (2008) Positive Action for Traveller Employment Case Studies of Traveller Participation in Employment and Enterprise Initiatives, Dublin, The Equality Authority. p. 32. Available at <http://www.equality.ie/Files/Positive%20Action%20for%20Traveller%20Employment.pdf>

<sup>86</sup> Ireland, Peelo, D. O’Connor, A. & O’Toole, G. (2008) Positive Action for Traveller Employment Case Studies of Traveller Participation in Employment and Enterprise Initiatives, Dublin, The Equality Authority. p. 38. Available at <http://www.equality.ie/Files/Positive%20Action%20for%20Traveller%20Employment.pdf>

<sup>87</sup> Ireland, Peelo, D. O’Connor, A. & O’Toole, G. (2008) Positive Action for Traveller Employment Case Studies of Traveller Participation in Employment and Enterprise Initiatives, Dublin, The Equality Authority. p. 50. Available at <http://www.equality.ie/Files/Positive%20Action%20for%20Traveller%20Employment.pdf>

(BWEAS), which helps unemployed people including Travellers who are setting up their own business and is administered by the Department of Social and Family Affairs.<sup>88</sup>

#### **“Traveller Support Worker Pilot Project, Ennis, Co. Clare”**

The primary role of a Traveller Enterprise Development Officer is to provide support for Travellers in identifying and accessing appropriate employment opportunities. This project involved the Traveller Enterprise Development Officer matching the skills of Travellers who have a demonstrated ability to work in an educational context with the needs of second-level Traveller students who are struggling to cope with the demands of second-level education. As a result of this initiative, two Traveller Support Workers were employed full time to work with Traveller children in two schools in Ennis.<sup>89</sup>

The **“Roma Local Training Initiative Course (Roma LTI)”** is a FÁS part time pre development training course which incorporates personal development, language and literacy training. The purpose of the course is to provide the participants, representatives of the local Roma community, with a forum for understanding and learning, with a view to integrating marginalised members of the community more fully into local life and with the skills to access further training and or employment opportunities. The course has an annual budget for 16 participants and is facilitated by Pavee Point which provides full facilities free of charge.<sup>90</sup>

---

<sup>88</sup> Ireland, Peelo, D. O’Connor, A. & O’Toole, G. (2008) Positive Action for Traveller Employment Case Studies of Traveller Participation in Employment and Enterprise Initiatives, Dublin, The Equality Authority. p. 62. Available at <http://www.equality.ie/Files/Positive%20Action%20for%20Traveller%20Employment.pdf>

<sup>89</sup> Ireland, Peelo, D. O’Connor, A. & O’Toole, G. (2008) Positive Action for Traveller Employment Case Studies of Traveller Participation in Employment and Enterprise Initiatives, Dublin, The Equality Authority. p. 68. Available at <http://www.equality.ie/Files/Positive%20Action%20for%20Traveller%20Employment.pdf>

<sup>90</sup> Ireland, Ireland, Department of Justice and Equality (2011) Ireland’s National Traveller / Roma Integration Strategy, Dublin, Traveller Policy Division, Department of Justice and Equality. p. 18. Available at <http://www.justice.ie/ga/JELR/Ireland%E2%80%99s%20National%20Traveller%20Roma%20Integration%20Strategy%202011.pdf/Files/Ireland%E2%80%99s%20National%20Traveller%20Roma%20Integration%20Strategy%202011.pdf>

## 4 Housing and neighbourhood

### a) Quality and affordability of housing

The housing situation of Travellers is a critical issue. Each November, local authority Traveller accommodation staff undertake a count for the Department of the Environment. The aim is to assess the accommodation status of Traveller families. The results are published each year in the Annual Bulletin of Housing Statistics. It is claimed that these could be aligned more closely with regular statistical inquiries like the Census. The accurate identification of Travellers in those regular statistical sources is an important issue. However, general household surveys will never provide a basis for an accurate picture of such a relatively small and hard-to-capture group. This makes their tracking through administrative sources of information all the more important.<sup>91</sup>

According to the 2011 Census, of the 29,573 persons identifying themselves as Irish Travellers, 28,498 people were living in private dwellings, while a small number, 641, were enumerated in communal establishments. Between 2006 and 2011 the percentage of Irish Traveller households residing in caravans or mobile/temporary structures halved from 24.7% to 12.3%. In 2011, 920 households with Irish Travellers resided in such temporary accommodation.<sup>92</sup>

In 2011, the average number of rooms in Irish Traveller households was 4.3 compared with an average of 5.5 rooms for all private households in Ireland. Of the total 7,765 Irish Traveller households, 4.5% had only one room compared with 1.5% for all private households in the state in 2011. 50% of Irish Traveller households had 4 rooms or less compared with 27.5% for all private households in Ireland. The average number of rooms in the mobile or temporary structures was 2.4. The average number of persons in Irish Traveller households was 4.2 compared with 2.7 for households generally. Moreover, 26.4% of Irish Traveller households had 6 or more persons compared with only 4.4% for other households in the country. On the other hand one person households made up 10.4% of Irish Traveller households compared with 23.8% of non-Traveller households.

According to the 2011 Census, of the total 7,765 Irish Traveller households (defined as households containing at least one Irish Traveller), 6,667 were classified as family households making this type of household more prevalent (85.9%) than among the general population (70%). In general, the makeup of Irish Traveller households was different to those of the general population. There were proportionally more lone parent households (20.5% compared with 11.9%), fewer cohabiting couples without children (2.1% compared with 5%) and more households with more than one family (2.5% compared with 1.1%). While almost 1 in 4 (23.8%) households generally were comprised of one person, among Irish Traveller households as these accounted for only 1 in 10 (10%) households.

In 2006, a relatively high proportion – almost half – comprised a husband and wife (or cohabiting couple) with children, compared with 35% for all private households. The proportion of lone parent households (where the children are of any age) is also high at 20%, compared with 10% for all households. Households of one adult or a couple account for a relatively low proportion of Traveller households. This reflects, among other things the age distribution of Travellers, in particular the fact that there are relatively few older people.<sup>93</sup>

---

<sup>91</sup> Ireland, Nolan, B. and Maitre, B. (2008) A Social Portrait of Communities in Ireland, Dublin, commissioned by the Office for Social Inclusion from the Economic and Social Research Institute. p. 68.

Available at: <http://www.socialinclusion.ie/publications/documents/SocialPortraitOfCommunities.pdf>

<sup>92</sup> Ireland, Central Office for Statistics (2012), Religion, Ethnicity and Irish Travellers, <http://www.cso.ie/en/media/csoie/census/documents/census2011profile7/Profile%207%20Education%20Ethnicity%20and%20Irish%20Traveller%20entire%20doc.pdf>

<sup>93</sup> Ireland, Nolan, B. and Maitre, B. (2008) A Social Portrait of Communities in Ireland, Dublin, commissioned by the Office for Social Inclusion from the Economic and Social Research Institute. p. 61.

A 2009 report on Housing Conditions of Roma and Travellers in Ireland highlighted the **absence of access to basic facilities** such as hot running water and the remoteness of some sites from basic services which particularly impacts carers, caregivers and those with the primary role in raising children, Traveller women.<sup>94</sup>

According to the All Ireland Health Survey (2010), 76% of respondents in Ireland lived in family units of 5 or less. Respondents most frequently lived in a house (73%), followed by trailer/mobile home or caravan (18%). Housing was most frequently provided by a local authority (57%). Most homes comprised 2 to 4 rooms (79%). Most of the houses and flats had central heating (93%). Most accommodation had both hot and cold water, (94%), an individual bath or shower (64%), and flush toilet (92%).<sup>95</sup>

Rubbish collection was weekly in 62% for Traveller families in Ireland but fortnightly for most Northern Ireland households (71%). Most also received post delivered to their home (97%), which arrived regularly in 98% of households in both jurisdictions. Nearly one-quarter (23%) of families had no means of transport. A majority (57%) said they last moved for personal choice, the next most frequent reason being for better facilities (40%).<sup>96</sup>

A considerable numbers of families who lived in group housing or sites reported a lack of footpaths, public lighting fire hydrants and safe play areas, the latter being unavailable for 78% of respondents. One-quarter of families (24%) considered where they lived to be unhealthy or very unhealthy and again appreciable numbers (26%) considered their place of residence unsafe.<sup>97</sup>

Data on access to public utilities across a range of Traveller-specific accommodation reveals that while access to essential services was adequate for most sites/group housing schemes, there was significantly reduced access to non-essential services. 35 (88%) of 40 sites/group housing schemes had access to essential services (i.e. general practitioner doctor, schools, local shops, public transport, were located in close proximity to the site). 15 (38%) had access to non-essential services (as defined by other shops, churches, community support networks, located in close proximity to the site).<sup>98</sup>

## **b) Access to social or private housing**

---

Available at: <http://www.socialinclusion.ie/publications/documents/SocialPortraitOfCommunities.pdf>

<sup>94</sup> Ireland, Watt, P. and Charles, K. (2009) Housing Conditions of Roma and Travellers , Wein, European Union Agency for Fundamental Rights (FRA). p.7. Available at [http://fra.europa.eu/fraWebsite/attachments/RAXEN-Roma%20Housing-Ireland\\_en.pdf](http://fra.europa.eu/fraWebsite/attachments/RAXEN-Roma%20Housing-Ireland_en.pdf)

<sup>95</sup> Ireland, All Ireland Traveller Health Study Team (2010a), *All Ireland Traveller Health Study, Summary of Findings*, Dublin, All Ireland Traveller Health Study Team. p. 46. Available at: [http://www.dohc.ie/publications/traveller\\_health\\_study.html?lang=en](http://www.dohc.ie/publications/traveller_health_study.html?lang=en)

<sup>96</sup> Ireland, All Ireland Traveller Health Study Team (2010a), *All Ireland Traveller Health Study, Summary of Findings*, Dublin, All Ireland Traveller Health Study Team. p. 46. Available at: [http://www.dohc.ie/publications/traveller\\_health\\_study.html?lang=en](http://www.dohc.ie/publications/traveller_health_study.html?lang=en)

<sup>97</sup> Ireland, All Ireland Traveller Health Study Team (2010a), *All Ireland Traveller Health Study, Summary of Findings*, Dublin, All Ireland Traveller Health Study Team. p. 46. Available at: [http://www.dohc.ie/publications/traveller\\_health\\_study.html?lang=en](http://www.dohc.ie/publications/traveller_health_study.html?lang=en)

<sup>98</sup> Ireland, Watt, P. and Charles, K. (2009) Housing Conditions of Roma and Travellers , Wien, European Union Agency for Fundamental Rights (FRA). p.24. Available at [http://fra.europa.eu/fraWebsite/attachments/RAXEN-Roma%20Housing-Ireland\\_en.pdf](http://fra.europa.eu/fraWebsite/attachments/RAXEN-Roma%20Housing-Ireland_en.pdf)

According to the 2011 Census, Irish Traveller households had a significantly lower home ownership rate than the general population with 1 in 5 (20.2%) households owning their home compared with 67.7% for the general population.

Of the 5,956 Irish Traveller households who were renting their home the majority (55.7%) were renting from a local authority with 2,257 renting from a private landlord. This is considerably higher than five years previously. The wording of the question on nature of occupancy (ownership v. renting) was simplified in the 2011 Census and therefore comparisons with earlier years should be treated with caution.<sup>99</sup>

In 2008 the NTACC annual report estimated that 38% of Travellers were living in standard housing, 18% in private rented accommodation, 5% in private housing, 4% in shared housing, 6% in housing of their own resources, 8% in group housing, 1% in social housing, 13% in halting sites, and 7% on unauthorised sites.<sup>100</sup>

In 2007 the number of Traveller families living in regulated (authorised) accommodation was 7505 (93%) of the total 8099 Traveller families in the Republic of Ireland. This includes Travellers in Traveller-specific (halting sites and group housing schemes) and non-Traveller specific housing (standard local authority, private and voluntary housing). At the same time, the number of Traveller families living in unregulated (unauthorised) accommodation was 594 (7%) of the total 8099 Traveller families in the Republic of Ireland.<sup>101</sup>

The 2006 Census showed that one quarter of the Traveller population owned their own accommodation, compared to 79% of the total population. Conversely, 75% of Travellers were in rented accommodation compared to 21% of the total population. In 2006, of the permanent housing units in which Traveller households lived, 57% were rented from the local authority or voluntary housing body and 10% were privately rented. Only 16% were owner-occupied (with or without a mortgage), while a further 5% were being purchased from a local authority. About 12% did not supply this information about their housing situation in 2006. Therefore, these figures showed that of those Traveller households who did respond about one quarter were in owner-occupied housing; and about three quarters were renting.<sup>102</sup>

With regard to the Roma population, in 2001, Roma were the first asylum seekers to be accommodated in Monaghan and were housed in a local hostel for 18 months. During this time they were joined by additional family members and after their stay in hostel accommodation, the community moved into private rented accommodation. Most of the Roma from this period were recognised as refugees and some have since moved from Monaghan to Dundalk. The majority of Roma in Monaghan appear to be living in the private rental sector although two to three Roma

---

<sup>99</sup> Ireland, Central Office for Statistics (2012), Religion, Ethnicity and Irish Travellers, <http://www.cso.ie/en/media/csoie/census/documents/census2011profile7/Profile%207%20Education%20Ethnicity%20and%20Irish%20Traveller%20entire%20doc.pdf>

<sup>100</sup> Ireland, National Traveller Accommodation Consultative Committee (2008), Annual Report 2008, Dublin, National Traveller Accommodation Consultative. Available at: <http://www.enviro.ie/en/Publications/DevelopmentandHousing/Housing/FileDownload,21840,en.pdf>

<sup>101</sup> Ireland, Watt, P. and Charles, K. (2009) Housing Conditions of Roma and Travellers, Wein, European Union Agency for Fundamental Rights (FRA). p.21. Available at [http://fra.europa.eu/fraWebsite/attachments/RAXEN-Roma%20Housing-Ireland\\_en.pdf](http://fra.europa.eu/fraWebsite/attachments/RAXEN-Roma%20Housing-Ireland_en.pdf)

<sup>102</sup> Ireland, Nolan, B. and Maitre, B. (2008) A Social Portrait of Communities in Ireland, Dublin, commissioned by the Office for Social Inclusion from the Economic and Social Research Institute. p. 67. Available at: <http://www.socialinclusion.ie/publications/documents/SocialPortraitOfCommunities.pdf>

families are living in direct provision (that is, in the asylum seekers' hostel located on the peripheries of Monaghan town).<sup>103</sup>

### **c) Location and access to public utilities and infrastructure**

Accommodation is a particular problem for many Traveller families. According to the 2011 Census, of the 29,573 persons identifying themselves as Irish Travellers, 28,498 people, were living in private dwellings, while a small number, 641, were enumerated in communal establishments. Between 2006 and 2011 the percentage of Irish Traveller households residing in caravans or mobile/temporary structures halved from 25% to 12%. In 2011, 920 households with Irish Travellers resided in such temporary accommodation.<sup>104</sup>

Of the 6,845 Irish Traveller households in permanent housing units, 98% had some form of central heating. In 2006, the rate was 79%. A revised question on central heating in the 2011 Census asked about the main type of fuel used in central heating systems. Oil was the most popular type of fuel (as it was for the general population) with 34% of households, followed by natural gas (28%). Coal was used by almost 1 in 5 (19.3%) of Irish Traveller households - four times as popular as amongst the general population. Moreover, almost 1 in 3 Irish Traveller households living in mobile or temporary accommodation had no sewerage facilities (886 people) and one in five Irish Traveller households living in mobile or temporary dwellings (containing 566 people) had no piped water source.<sup>105</sup>

According to the 2011 Census, more than one in four (27.3%) Irish Traveller households in permanent accommodation were without access to a car compared with 16% of all households in the country. 60% had the use of one car in 2011 (up from 55% in 2006). The proportion of households containing Irish Travellers living in temporary accommodation (e.g. caravans) who had the use of one car in was 61% while 27% had no access to a car in 2011.

While the number of Irish Traveller households in permanent accommodation having a computer increased from 431 in 2006 to 1,764 in 2011, 73% of households were still without a computer, considerably higher than the rate for all permanent households which stood at 26% in 2011. 71.7% of Irish Traveller households had no internet in 2011 which compares with a rate of 26.4% for all permanent households in the country.

The 2006 Census showed 433 Travellers living in communal establishments such as hostels and hospitals, accounting for 2% of all Travellers. The 98% of Travellers who were living in private households were in 4,371 Traveller households and 1,465 households with Travellers and other people. Of the Traveller households, 2,900 or 66% were in permanent housing units. Some 1,221 or 28% of Traveller households were in what the Census defined as "temporary housing units" (a caravan, mobile home or other temporary dwelling). The remaining 250 did not provide information about the nature of their accommodation.

Some indicators in relation to the quality of the accommodation in which Traveller households live, whether permanent or temporary housing units, were obtained in the 2006 Census. Most of those living in permanent housing units had piped water (90%) and sewerage facilities (89%). However, of

---

<sup>103</sup> Ireland, Lesovitch, L. (2005) Roma Educational Needs in Ireland, Dublin, Dublin Vocational Education Committee. p. 30. Available at [http://www.paveepoint.ie/pdf/Roma\\_Report.pdf](http://www.paveepoint.ie/pdf/Roma_Report.pdf)

<sup>104</sup> Ireland, Central Office for Statistics (2012), Religion, Ethnicity and Irish Travellers, <http://www.cso.ie/en/media/csoie/census/documents/census2011profile7/Profile%207%20Education%20Ethnicity%20and%20Irish%20Traveller%20entire%20doc.pdf>

<sup>105</sup> Ireland, Central Office for Statistics (2012), Religion, Ethnicity and Irish Travellers, <http://www.cso.ie/en/media/csoie/census/documents/census2011profile7/Profile%207%20Education%20Ethnicity%20and%20Irish%20Traveller%20entire%20doc.pdf>

those in temporary housing 32% had no piped water or gave no response to that question; 32% had no sewerage facilities or gave no response to that question; and only 8% had central heating.

### *Official Halting Sites*

Labre Park in Ballyfermot and St Margaret's Park in Ballymun are examples of official halting sites, organised in 'bays' which are areas that are designated for accommodating mobile homes or 'trailers'. There may be more than one trailer on a bay and **electricity is the only utility that is automatically provided on some sites**. Running water is only provided in the outside bathrooms and outside kitchens. Travellers who live on official sites pay rent to the relevant councils. In addition to the bays there may be houses on an official halting site.

In 2007 the number of Traveller families living in regulated (authorised) accommodation was 7505 (93%) of the total 8099 Traveller families in the Republic of Ireland. This includes Travellers in Traveller-specific (halting sites and group housing schemes) and Non Traveller-specific housing (standard local authority, private and voluntary housing).<sup>106</sup>

### *Unofficial Halting Sites*

An example of unofficial halting sites would be in some parts of Dunsink Lane. Some sites have an outside tap provided for the entire site and some have portable toilets provided by the relevant councils. Living conditions for both types of site are generally harsh. One thousand Traveller families still live on the side of the road without basic utilities such as water, electricity and sanitation. In 2002, the Government enacted the Housing (Miscellaneous Provisions) Act which made trespass, previously a civil offence, a criminal offence. Currently, **camping on private or public land is punishable by one month in jail, a €3,000 fine and the confiscation of people's homes**. The 1998 Traveller Accommodation Act obliged local authorities to provide five year plans for Traveller accommodation. This has not happened and the local authorities do not face major sanctions for their failures.<sup>107</sup>

According to the Irish Exchange House Travellers Service, Traveller families live in conditions that no other section of Irish society would be expected to tolerate. Studies have shown that there is a critical link between improved accommodation for Travellers and better uptake of education, health and employment services. The Traveller community face opposition to the provision of accommodation from sections of the settled community. However, better serviced accommodation is an important factor in alleviating the serious hostility and discrimination shown to Travellers by many in the settled community. **Where Travellers are accommodated in proper serviced halting sites or group housing schemes, opposition to Travellers living in the area greatly diminishes or evaporates**. Also where halting sites are well serviced they have little or no negative impact on the residential property market.<sup>108</sup>

In 1995, the report of the Task Force on the Travelling Community recommended that 3,100 units of Traveller specific accommodation be provided by the year 2000. By the end of 2004 only 98 units of this accommodation have been provided. The number of **Traveller families awaiting permanent accommodation** at the end of 2004 was in excess of 3,500. The additional number of Traveller

---

<sup>107</sup> Ireland, Exchange House National Traveller Services (2010), Information Pack, Dublin, Exchange House Traveller Services. p.3. Available at: [http://www.exchangehouse.ie/userfiles/file/Info/TC\\_InfoPack\\_27jul10.pdf](http://www.exchangehouse.ie/userfiles/file/Info/TC_InfoPack_27jul10.pdf)

<sup>107</sup> Ireland, Exchange House National Traveller Services (2010), Information Pack, Dublin, Exchange House Traveller Services. p.3. Available at: [http://www.exchangehouse.ie/userfiles/file/Info/TC\\_InfoPack\\_27jul10.pdf](http://www.exchangehouse.ie/userfiles/file/Info/TC_InfoPack_27jul10.pdf)

<sup>108</sup> Ireland, Exchange House National Travellers Service (2009) Youth Service Information Pack, Dublin, Exchange House. p. 15. Available at: [http://www.exchangehouse.ie/publications\\_informationleaflets.php](http://www.exchangehouse.ie/publications_informationleaflets.php)



families accommodated in 2004 was 231. This rate of accommodation provision will not keep pace with the projected 6% annual increase in Traveller population.<sup>109</sup>

#### **d) Security of tenure (including forced evictions and expulsions)**

A number of newspaper articles have captured incidents of forced evictions. One involved a family of 11 in which a Traveller family was evicted from a halting site at Gardiner's Hill, Balbriggan. Fingal County Council said the family had been occupying the site illegally after they moved there from Roscommon some weeks ago. Ellen Mongan and her 10 children had been given notice of their eviction on June 15<sup>th</sup> 2009 but had refused to move until council members and gardaí arrived on the halting site to evict them and impound their caravan. A Traveller family was also evicted from St Anthony's halting site in Drogheda yesterday afternoon in order to close the site down for renovation.<sup>110</sup>

There are no national statistics on Traveller evictions in Ireland that are centrally collected and collated by central government. In the period 2000-2003, a total of 1030 Traveller families were evicted, according to the Irish Times from information received under the Freedom of Information Act.<sup>44</sup> In 2005, Pavee Point, a national NGO, sent 33 separate Freedom of Information requests to local authorities. The response was patchy and inconsistent and only a partial picture is available. Many local authorities stated that the information was not available or they failed to respond to the request. The authorities included Mayo, Meath, Galway, Limerick County, Kildare, and Dun Laoghaire Councils. Some including Cavan, Cork City, Donegal, Sligo, Waterford City and Waterford County stated that no evictions had been served. For the period August 2001 to August 2002 there were 471 Traveller families served with eviction notices to move without being offered alternative accommodation. Where accommodation was offered, it was not always satisfactory.<sup>111</sup>

In 2012, a County Manager revealed that it costs almost €100,000 to secure two High Court injunctions to move on two illegal Traveller encampments around Ennis. He confirmed that it costs the council €90,000 to move on the two encampments. There have been some concerns about the sustainability and acceptability of using of public funds to practice eviction policy against Travellers. The Co-director of Pavee Point stated that "There must be a better approach [...] local authorities had **'very draconian, oppressive powers'** to move Travellers on."<sup>112</sup>

Clare County Council is set to stop building accommodation units for Travellers. This follows a report showing 25% of its 10 group housing schemes — built at a cost of €20m to accommodate Travellers is currently vacant. The report by the Council's Traveller Accommodation Consultative Committee admits that the results of the Traveller accommodation programme is disappointing, after pointing out five of the units built have been lost through arson, while 27% of tenancies have lodged transfer requests for other housing. Arising from the results, the Traveller Accommodation Consultative Committee has agreed that further building will not take place and the committee's recommendation is to go before the full council. The council's group housing construction programme over successive Traveller accommodation programmes, including the current one, resulted in the provision of 63 units of permanent accommodation in total, 50 houses and 13 bays. However, the Irish Traveller Movement has warned the council if it discontinues constructing specific housing for Travellers, it "would be in breach of the Housing Traveller Accommodation Act 1998, specifically in relation to Travellers'

---

<sup>109</sup> Ireland, Exchange House National Travellers Service (2009) Youth Service Information Pack, Dublin, Exchange House. p. 15.

Available at: [http://www.exchangehouse.ie/publications\\_informationleaflets.php](http://www.exchangehouse.ie/publications_informationleaflets.php)

<sup>110</sup> Ireland, Cahill, J. (2009a) 'Halting Site Eviction 'neither just nor humane'', Irish Times, 24 June 2009

<sup>111</sup> Ireland, Watt, P. and Charles, K. (2009) Housing Conditions of Roma and Travellers, Wein, European Union Agency for Fundamental Rights (FRA). p.23. Available at [http://fra.europa.eu/fraWebsite/attachments/RAXEN-Roma%20Housing-Ireland\\_en.pdf](http://fra.europa.eu/fraWebsite/attachments/RAXEN-Roma%20Housing-Ireland_en.pdf)

<sup>112</sup> Ireland, Deegan, G. (2012) 'Injunctions cost council €90,000', Irish Times, 1 August 2012

human rights. It could lead to opening a legal challenge". Due to the cost and lack of success in granting accommodation to Travellers, the project lacks support needed for building further accommodation.<sup>113</sup>

No data are available on halting sites and the estimated numbers of halting sites needed to ensure legal space for itinerant Roma.

### **Residential segregation**

The numbers of Travellers living in segregated settings is a complex question. At one extreme, all forms of Traveller-specific accommodation could potentially be defined as being segregated (i.e. predominantly Traveller only accommodation). However, 'segregated settings' may give the unintended impression that Traveller-specific accommodation is a negative form of tenure, when the experience in Ireland outlined in a case study indicates that this is not the case. It is also claimed that efforts could be made to integrate Traveller-specific accommodation into general housing schemes through careful and sensitive forward planning.<sup>114</sup>

#### **e) Experiences and perceptions of racial/ethnic discrimination**

There is a perception that some landlords refused to let properties when they realised that the prospective tenants were from minority ethnic communities and had children. However, in general, those interviewed for the National Consultative Committee on Racism and Interculturalism (NCCRI) study did not report high incidences of racism or discrimination on the basis of ethnic origin. Instead, it was more likely that people were **vulnerable due to a lack of income or language difficulties**.<sup>115</sup> The behaviour of some minority ethnic tenants, including Travellers, was viewed by some as antisocial, e.g. having large social gatherings on the premises. A **lack of appreciation regarding culturally appropriate behaviour** was considered the root cause in many cases. Concern was raised, however, in relation to incidences of overcrowding, particularly in the lower-cost end of the sector and for families. But there was a lack of concrete evidence. Problems related to sub-letting and to landlords finding it difficult to establish how many people were living in their accommodation, with associated fire safety concerns, were also raised in this context.<sup>116</sup>

There is no such information available with regard to the Roma population in Ireland.

### **Major projects or initiatives**

The role of the Traveller Accommodation Unit is to maintain an effective framework of policy and legislation in relation to traveller accommodation and oversee the implementation, through local authorities, of effective programmes, funding and supports for appropriate and high-quality accommodation for Travellers. A key focus will be on supporting local authorities in implementing their Traveller Accommodation Programmes, 2009 - 2013. The Unit will continue to provide on-going support for and consultation with, the National Traveller Accommodation Consultative

---

<sup>113</sup> Ireland, Deegan, D. (2012) 'Clare Stops building homes for Travellers', Irish Examiner, 26 March 2012

<sup>114</sup> Ireland, Watt, P. and Charles, K. (2009) Housing Conditions of Roma and Travellers, Wien, European Union Agency for Fundamental Rights (FRA). p.22. Available at [http://fra.europa.eu/fraWebsite/attachments/RAXEN-Roma%20Housing-Ireland\\_en.pdf](http://fra.europa.eu/fraWebsite/attachments/RAXEN-Roma%20Housing-Ireland_en.pdf)

<sup>115</sup> Ireland, D. Silke; M. Norris; F. Kane; B. Portley (2008) 'Building Integrated Neighborhoods, Towards an Intercultural Approach to Housing Policy and Practice in Ireland, p.9, available at: [http://www.nccri.ie/pdf/NCCRI\\_Building%20Integrated%20Neighbourhoods%201.pdf](http://www.nccri.ie/pdf/NCCRI_Building%20Integrated%20Neighbourhoods%201.pdf) accessed 9 October 2012

<sup>116</sup> Ireland, Watt, P. and Charles, K. (2009) Housing Conditions of Roma and Travellers, Wien, European Union Agency for Fundamental Rights (FRA). p.25. Available at [http://fra.europa.eu/fraWebsite/attachments/RAXEN-Roma%20Housing-Ireland\\_en.pdf](http://fra.europa.eu/fraWebsite/attachments/RAXEN-Roma%20Housing-Ireland_en.pdf)

Committee, support Ministers and Department management and respond as effectively as possible to demands generally having regard to business priorities and resources.<sup>117</sup>

In 2008 the Centre for Housing Research issued Good Practice Guidelines in Housing Management<sup>118</sup> to help local authorities identify, improve and implement better systematic programmes of management and maintenance for Traveller-specific accommodation. A number of objectives will help to achieve this aim:

- Achieve high standards of responsiveness and ensure accountability in the management and maintenance of Traveller-specific accommodation;
- Identify strategic issues, aims and objectives for the successful implementation of management and maintenance programmes;
- Devise appropriate and effective frameworks and practices to address strategic planning, design and provision, allocation issues, rent policy, service delivery and related effects on management and maintenance concerns;
- Implement and strategically manage a programme of planned activity;
- Co-ordinate the implementation and management of the programme with the other aspects of local housing management such as Litter Wardens and the Environment section;
- Adopt a similar approach to managing relationships with other stakeholder agencies such as the Health Service Executive, the Gardaí and Traveller organisations;
- Maximise the efficiency and effectiveness of the staff deployed in this area by providing appropriate opportunities for training and development;
- Define clear and consistent roles and responsibilities for key management and maintenance tasks;
- Ensure that management and maintenance services, policies and procedures of Traveller-specific accommodation are in line with those of other standard local authority social housing;
- Promote awareness of the rights and responsibilities of both Traveller tenants and local authorities in the management and maintenance of Traveller-specific accommodation.

---

<sup>117</sup> Ireland, Personal communication from Tony O’Flynn, Department of the Environment, August 2012.

<sup>118</sup> Ireland, Kane, F., Treadwell Shine, K. and Coates, D. (2008) Good Practice in Housing Management Guidelines for Local Authorities Management and Maintenance of Traveller-Specific Accommodation, Dublin, Centre for Housing Research. p 10. Available at: [https://www.housing.ie/Our-Publications/Archive/Traveller-Specific-Accommodation/Good-Practice-Guidelines\\_Management\\_and\\_Maintenanc.aspx](https://www.housing.ie/Our-Publications/Archive/Traveller-Specific-Accommodation/Good-Practice-Guidelines_Management_and_Maintenanc.aspx)

## 5 Health

### a) Health status/limitations in daily activities/disability

Traveller health continues to be substantially lower than that of the rest of the population. The 1995 Task Force Report on the Travelling Community identified that the provision of health services and in particular gaining access to these services and making use of them, was a major concern to the Traveller community. Traveller Health – A National Strategy 2002-2005, published by the Department of Health in 2002, described the extent of the disadvantage that the Traveller community faced, what caused this disadvantage and set out the intended policy response to the issue of Travellers' health.<sup>119</sup>

In 2007, the All-Ireland Traveller Health Study was initiated to provide baseline data on Travellers' health status in the Republic of Ireland and Northern Ireland to assess health service provision and to identify factors that influence Traveller mortality and health disparity. Previous research had indicated that traditional health service provision in Ireland is designed to serve mainstream society in terms of language, literacy, information and access to services, which contributes to further Traveller exclusion and lack of Traveller cultural acceptance.<sup>120</sup>

In 2011, the self-assessed health of Irish Travellers was below that of the general population. While 86.6% of Irish Travellers indicating good or very good health (90.2% for the general population), Irish Travellers health deteriorates more quickly with age. 23.7% of Irish Travellers aged between 30 and 49 years, indicated fair, bad or very bad health compared with 7% for the general population, and 49% for Irish Travellers while between the ages of 50 and 69 (18% for the general population in this age group). Among all Irish Travellers, men and women had very similar levels of general health.<sup>121</sup>

According to the 2011 Census, Irish Travellers had higher rates of disability than the general population. In 2011, 17.5% of the Irish Travellers had one or more disabilities compared with 13% for the whole population. Amongst Irish Travellers, the most common type of disability was 'difficulty with pain, breathing or any other chronic illness' (7.7%). This was followed by 'difficulty with remembering, learning or concentrating' (6.6%) and 'difficulty with basic physical activities' (6.3%). The total number of disabilities of the 5,169 Irish Travellers who responded was 14,933. This was an average of 2.9 disabilities per disabled Irish Traveller.<sup>122</sup>

The 2006 Census of Population also includes information about the number of persons affected by disability for Travellers as for others. Figure 3.10 (annex 2) shows the disability rates for Travellers compared with the general population as shown by the 2006 Census. Travellers are seen to have much higher rates, with, for example, 35% of those aged 55-64 reporting a disability versus 15% for the general population.<sup>123</sup>

---

<sup>119</sup> Ireland, Nolan, B. and Maitre, B. (2008) A Social Portrait of Communities in Ireland, Dublin, commissioned by the Office for Social Inclusion from the Economic and Social Research Institute. p. 66.

Available at: <http://www.socialinclusion.ie/publications/documents/SocialPortraitOfCommunities.pdf>

<sup>120</sup> Ireland, Van Hout, M. (2010b), 'Traveller health and primary care in Ireland: a consultative forum 'Community Practitioner, Vol. 85, No 5, p. 27-30

<sup>121</sup> Ireland, Central Office for Statistics (2012), Religion, Ethnicity and Irish Travellers, <http://www.cso.ie/en/media/csoie/census/documents/census2011profile7/Profile%207%20Education%20Ethnicity%20and%20Irish%20Traveller%20entire%20doc.pdf>

<sup>122</sup> Ireland, Central Office for Statistics (2012), Religion, Ethnicity and Irish Travellers, <http://www.cso.ie/en/media/csoie/census/documents/census2011profile7/Profile%207%20Education%20Ethnicity%20and%20Irish%20Traveller%20entire%20doc.pdf>

<sup>123</sup> Ireland, Nolan, B. and Maitre, B. (2008) A Social Portrait of Communities in Ireland, Dublin, commissioned by the Office for Social Inclusion from the Economic and Social Research Institute. p. 66.

Available at: <http://www.socialinclusion.ie/publications/documents/SocialPortraitOfCommunities.pdf>

In the national census conducted in 2002, it was found that only 3% of Travellers were aged over 65 years compared to 11% of the settled population. The population pyramid developed in comparison with the national population age groups for 2002 would indicate that the gap between Travellers and the settled population still exists in relation to birth and mortality rates. In a study on Travellers using Tallaght hospital it was found that only 2% of all the hospital patients were Travellers aged over 65 years, compared to 34% of hospital patients who were settled people aged 65 years and over. In 1999 the differential in the longitudinal rates of sudden infant deaths among Travellers was 12 times the rate among the settled population.<sup>124</sup>

Rubella status was lowest for Travellers, 89% of Travellers compared with 96% of non-Travellers Travellers due to: late booking, unbooked patients, and unavailability of results at time of delivery, unavailability of patient-held record at time of delivery or delivery coupled with early discharge. It is possible that low rubella immunity relates to a generally low uptake of immunisation by Travellers.<sup>125</sup>

**BCG immunisation rates are 12% for Irish Travellers, similar to other social groups.** Policy on BCG immunisation varies between regions in Ireland. Most BCG immunisation is given in the community. In some maternity hospitals, community teams give BCG immunisation to babies while they are still in hospital. However, the community teams only visit hospitals on a scheduled basis, and if a baby was already discharged, then the BCG immunisation is followed up in the community. This variation in policy explains the low rate of BCG immunisation uptake from the hospital data.<sup>126</sup> There is no real difference in length of hospital stay for mothers and infants according to demographic groupings.<sup>127</sup>

The hospital-linkage data shows that Travellers are: hardy survivors, young parents, have multiple pregnancies, highest rates of spontaneous deliveries, present relatively later and the majority have a healthy baby outcome, with mean infant birth weight comparable to the Irish general population. However, Traveller mothers have higher rates of stillbirths, miscarriages, more birth mortality and lighter birth weight distribution than the general population. This may be associated with risks of multiparity.<sup>128</sup>

## **b) Unmet needs in the area of health**

The Traveller Health Strategy included a commitment to “carry out a Traveller Needs Assessment and Health Status Study to update and extend the indicators used in the last survey”. The Department of Health later set up the Travellers Ethics, Research and Information Working Group. One of the group’s responsibilities is to co-ordinate and monitor such a study.<sup>129</sup>

---

<sup>124</sup> Ireland, Health Service Executive (2008), National Intercultural Health Strategy 2007 – 2012, Dublin, Health Service Executive. p. 47. Available at: [http://www.hse.ie/eng/services/Publications/services/SocialInclusion/National\\_Intercultural\\_Health\\_Strategy\\_2007\\_-\\_2012.pdf](http://www.hse.ie/eng/services/Publications/services/SocialInclusion/National_Intercultural_Health_Strategy_2007_-_2012.pdf)

<sup>125</sup> Ireland, All Ireland Traveller Health Study Team (2011), All Ireland Traveller Health Study, The Birth Cohort Study Follow Up Part D of Technical Report 2, Dublin, All Ireland Traveller Health Study Team. p. 54. Available at: [http://www.dohc.ie/publications/traveller\\_health\\_study.html?lang=en](http://www.dohc.ie/publications/traveller_health_study.html?lang=en)

<sup>126</sup> Ireland, All Ireland Traveller Health Study Team (2011), All Ireland Traveller Health Study, The Birth Cohort Study Follow Up Part D of Technical Report 2, Dublin, All Ireland Traveller Health Study Team. p. 56. Available at: [http://www.dohc.ie/publications/traveller\\_health\\_study.html?lang=en](http://www.dohc.ie/publications/traveller_health_study.html?lang=en)

<sup>127</sup> Ireland, All Ireland Traveller Health Study Team (2011), All Ireland Traveller Health Study, The Birth Cohort Study Follow Up Part D of Technical Report 2, Dublin, All Ireland Traveller Health Study Team. p. 57. Available at: [http://www.dohc.ie/publications/traveller\\_health\\_study.html?lang=en](http://www.dohc.ie/publications/traveller_health_study.html?lang=en)

<sup>128</sup> Ireland, All Ireland Traveller Health Study Team (2010a), *All Ireland Traveller Health Study, Summary of Findings*, Dublin, All Ireland Traveller Health Study Team. p.61. Available at: [http://www.dohc.ie/publications/traveller\\_health\\_study.html?lang=en](http://www.dohc.ie/publications/traveller_health_study.html?lang=en)

<sup>129</sup> Ireland, Nolan, B. and Maitre, B. (2008) A Social Portrait of Communities in Ireland, Dublin, commissioned by the Office for Social Inclusion from the Economic and Social Research Institute. p. 66. Available at: <http://www.socialinclusion.ie/publications/documents/SocialPortraitOfCommunities.pdf>

With regard to health services and needed support for the Roma population, service providers explained that generally a small male network of family members accompany Roma women during their maternity hospital appointments and visits. Roma men in these instances translate for women, raising important issues in relation to translation abilities of medical terms, complications and procedures. Translation services are usually refused. An important issue relates to bereavement and counselling in cases of infant mortality and access to culturally sensitive support. Engaging Roma women in antenatal education needs to be addressed. Public Health Nurses are seen as an important link in targeting and establishing trust to provide support for Roma women. The needs of Roma adults with psychiatric disabilities or who may be experiencing trauma as a result of migration, past experiences, the asylum process, etc. are currently not provided for. It is **difficult to access members of the Roma community in Ireland with specific mental health needs** and this is an area requiring attention.<sup>130</sup>

In 2006, a National Conference on the mental health needs of minority ethnic groups in Ireland highlighted the mental health issues experienced by Travellers, with 41% of the cohort surveyed by the Donegal Travellers' Project having been diagnosed as suffering from depression. Suicide rates among Traveller men are reportedly higher than in the settled population. The compromised health status of Travellers is further compounded by a range of social determinants, most notably by poor living conditions, educational disadvantage and significant experience of racism and discrimination.<sup>131</sup>

### c) Medical insurance coverage

There are no official data for medical insurance coverage among the Traveller and Roma communities in Ireland. The 1995 Task Force study identified specific obstacles, including illiteracy, which leads to difficulties completing forms for the renewal of medical cards. It reported that Travellers had generally a low expectation of health services, and that Travellers had **high utilisation rates of a small number of services** (specifically Accident and Emergency Services (A & E), paediatric services and obstetric services) but **low usage rates of many other services**, particularly **preventative services**. Difficulties were experienced by all health boards in the utilisation and delivery of A & E services; including perceptions of inappropriate use of these services, non-attendance at follow-up appointments and difficulties arising because Traveller patients are sometimes accompanied by large family groups. The 1995 Task Force placed particular emphasis on the impact which discrimination has on Traveller health and its relevance to health provision, identifying this discrimination as happening both at the individual and interpersonal level and at the institutional level.<sup>132</sup>

Most respondents to the All Ireland Health survey had a general medical services card (94%). Of those in Ireland without a card, ineligibility was the main reason cited (50%).<sup>133</sup>

### d) Circumstances around giving birth

---

<sup>130</sup> Ireland, Lesovitch, L. (2005) Roma Educational Needs in Ireland, Dublin, Dublin Vocational Education Committee. p. 67. Available at [http://www.paveepoint.ie/pdf/Roma\\_Report.pdf](http://www.paveepoint.ie/pdf/Roma_Report.pdf)

<sup>131</sup> Ireland, Health Service Executive (2008), National Intercultural Health Strategy 2007 – 2012, Dublin, Health Service Executive. p. 49. Available at: [http://www.hse.ie/eng/services/Publications/services/SocialInclusion/National\\_Intercultural\\_Health\\_Strategy\\_2007\\_-\\_2012.pdf](http://www.hse.ie/eng/services/Publications/services/SocialInclusion/National_Intercultural_Health_Strategy_2007_-_2012.pdf)

<sup>132</sup> Ireland, All Ireland Traveller Health Study Team (2010a), *All Ireland Traveller Health Study, Summary of Findings*, Dublin, All Ireland Traveller Health Study Team. p. 16. Available at: [http://www.dohc.ie/publications/traveller\\_health\\_study.html?lang=en](http://www.dohc.ie/publications/traveller_health_study.html?lang=en)

<sup>133</sup> Ireland, All Ireland Traveller Health Study Team (2010a), *All Ireland Traveller Health Study, Summary of Findings*, Dublin, All Ireland Traveller Health Study Team. p. 47. Available at: [http://www.dohc.ie/publications/traveller\\_health\\_study.html?lang=en](http://www.dohc.ie/publications/traveller_health_study.html?lang=en)

Less than 3% of Traveller mothers are in some form of employment.<sup>134</sup> Birth interval information for Traveller mothers showed that the average interval for Traveller mothers since previous pregnancy is lower than other groups with a U-shaped gradient in the general population for the 12-24 months. Most Traveller mothers (71%) reported having a child within the previous 3 years; 9% had a child within the last year, compared with less than 3% of non-Traveller Irish.<sup>135</sup> **Virtually all Traveller children are born in hospital** and no domiciliary/home deliveries were noted in the study compared to 0.3% in the general population. Births outside hospital are rare in all social categories.<sup>136</sup>

Gestational age at birth is the same for Travellers as for non-Travellers at 39.3 weeks on average. Distribution of gestational age for Travellers is between 37-41 weeks, in keeping with other demographic groups.<sup>137</sup> **Travellers overwhelmingly opt for artificial feeding.** The combined rate for all Travellers is 96%, which compares with 57% among non-Travellers.<sup>138</sup>

In Ireland the infant mortality rate for 2008 for Travellers was 14.1 per 1,000 live births, which represents a fall since the last major Traveller Health study in 1987. However, the rate was 3.6 times the infant mortality rate of the general population in 2008, which represents a wider gap compared to 1987, as the infant mortality rate in the general Irish population has fallen to a greater extent in the interval. **The current Traveller infant mortality rate is one of the highest in Europe.**<sup>139</sup>

The calculated neonatal and post-neonatal mortality rates were 5.5 and 6.5 per 1,000 live births respectively. There has been some improvement in neonatal mortality but with a reciprocal higher post-neonatal mortality rate compared to 1987. This suggests that some Traveller infants with serious medical conditions are now living beyond the 28 days period. The causes of death in Traveller infants were prematurity, congenital conditions and one accidental death.<sup>140</sup> There are no data available for Roma infant mortality rates.

The occurrence of sudden infant death syndrome was: 8.8 per 1,000 live births for Travellers; and 0.7 per 1,000 for the general population.<sup>141</sup>

Some of the differences noted between the Traveller community and the general population are outlined as follows.

---

<sup>134</sup> Ireland, All Ireland Traveller Health Study Team (2010a), *All Ireland Traveller Health Study, Summary of Findings*, Dublin, All Ireland Traveller Health Study Team. p. 19. Available at:

[http://www.dohc.ie/publications/traveller\\_health\\_study.html?lang=en](http://www.dohc.ie/publications/traveller_health_study.html?lang=en)

<sup>135</sup> Ireland, All Ireland Traveller Health Study Team (2010a), *All Ireland Traveller Health Study, Summary of Findings*, Dublin, All Ireland Traveller Health Study Team. p. 37. Available at:

[http://www.dohc.ie/publications/traveller\\_health\\_study.html?lang=en](http://www.dohc.ie/publications/traveller_health_study.html?lang=en)

<sup>136</sup> Ireland, All Ireland Traveller Health Study Team (2010a), *All Ireland Traveller Health Study, Summary of Findings*, Dublin, All Ireland Traveller Health Study Team. p. 47. Available at:

[http://www.dohc.ie/publications/traveller\\_health\\_study.html?lang=en](http://www.dohc.ie/publications/traveller_health_study.html?lang=en)

<sup>137</sup> Ireland, All Ireland Traveller Health Study Team (2011), *All Ireland Traveller Health Study, The Birth Cohort Study Follow Up Part D of Technical Report 2*, Dublin, All Ireland Traveller Health Study Team. p. 48. Available at:

[http://www.dohc.ie/publications/traveller\\_health\\_study.html?lang=en](http://www.dohc.ie/publications/traveller_health_study.html?lang=en)

<sup>138</sup> Ireland, All Ireland Traveller Health Study Team (2011), *All Ireland Traveller Health Study, The Birth Cohort Study Follow Up Part D of Technical Report 2*, Dublin, All Ireland Traveller Health Study Team. p. 48. Available at:

[http://www.dohc.ie/publications/traveller\\_health\\_study.html?lang=en](http://www.dohc.ie/publications/traveller_health_study.html?lang=en)

<sup>139</sup> Ireland, All Ireland Traveller Health Study Team (2010a), *All Ireland Traveller Health Study, Summary of Findings*, Dublin, All Ireland Traveller Health Study Team. p.87. Available at:

[http://www.dohc.ie/publications/traveller\\_health\\_study.html?lang=en](http://www.dohc.ie/publications/traveller_health_study.html?lang=en)

<sup>140</sup> Ireland, All Ireland Traveller Health Study Team (2010d), *All Ireland Traveller Health Study, The Birth Cohort Study Part B of Technical Report 2*, Dublin, All Ireland Traveller Health Study Team. p. 96. Available at:

[http://www.dohc.ie/publications/traveller\\_health\\_study.html?lang=en](http://www.dohc.ie/publications/traveller_health_study.html?lang=en)

<sup>141</sup> Ireland, Nolan, B. and Maitre, B. (2008) *A Social Portrait of Communities in Ireland*, Dublin, commissioned by the Office for Social Inclusion from the Economic and Social Research Institute. p.66. Available at:

<http://www.socialinclusion.ie/publications/documents/SocialPortraitOfCommunities.pdf>

- Mortality in early life is much higher for Travellers, with a perinatal mortality (that is, stillbirths and death during the first week) two and a half times more than that of the general population; and
- An infant mortality (that is, deaths within the first year) rate that is twice that of the general population.<sup>142</sup>

#### **e) Experiences and perceptions of racial/ethnic discrimination**

No data are available with regard to issues of segregation of Traveller or Roma patients by health care providers.

Also, there are no data on issues concerning access to healthcare services for Roma migrants and asylum seekers and, especially, Roma EU nationals moving from other EU Member States.

### Major projects or initiatives

#### **Ensuring access to identity cards, birth certificates, and other official documents through provision of adequate information to Roma**

No data available on this issue.

#### **Training and employing Roma health mediators;**

‘Traveller Health – A National Strategy 2002-2005’ was developed by the Traveller Health Advisory Committee in 2002 with the aim of improving the health status of Travellers. Although the life-term of the Strategy has expired it still guides policy in the area. A key element of the approach taken to provide targeted health services to Travellers was the development of a model for Traveller participation in the development of health services. This was achieved through the Primary Healthcare for Travellers Projects (PHTP) which play a key role in the delivery of health services to Travellers. The Projects are peer led initiatives and play an invaluable role in delivering measures aimed at improving the health status of the Traveller community. Travellers, mostly women, are recruited from the Traveller community and trained to work as community health workers in the Projects. This allows primary health care to be developed based on the Traveller community’s own values and perceptions so that positive, long term outcomes can be achieved by enabling individuals to improve their health through informed health care, self-help and mutual aid. The Projects are credited with bringing real and substantial benefits to the Traveller communities where they are located. The Projects began in 1994 and now there are over 40 projects involving over 450 participants. The core training modules for Primary Healthcare for Travellers Projects were awarded accreditation at FETAC level 3 in 2008.<sup>143</sup>

---

<sup>142</sup> Ireland, Nolan, B. and Maitre, B. (2008) A Social Portrait of Communities in Ireland, Dublin, commissioned by the Office for Social Inclusion from the Economic and Social Research Institute. p.66. Available at: <http://www.socialinclusion.ie/publications/documents/SocialPortraitOfCommunities.pdf>

<sup>143</sup> Ireland, Department of Justice and Equality (2011) Ireland’s National Traveller / Roma Integration Strategy, Dublin, Traveller Policy Division, Department of Justice and Equality. p. 14-15. Available at <http://www.justice.ie/ga/JELR/Ireland%E2%80%99s%20National%20Traveller%20Roma%20Integration%20Strategy%202011.pdf/Files/Ireland%E2%80%99s%20National%20Traveller%20Roma%20Integration%20Strategy%202011.pdf>



## 6 Poverty/Economic situation

Research into the economic activities of Traveller culture identifies an emphasis on income generation rather than wage employment e.g. recycling, waste disposal, horse trading where opportunities in self-employment are becoming more difficult to find. Barriers to Travellers accessing the labour market include educational standard, lack of role models and discrimination. The majority of Travellers are unemployed and are dependent on social welfare payments. This often results in families living in poverty trying to cope with the increasing costs of basic services, as well as the struggle to feed and clothe large families.

The Report of the Task Force on the Travelling Community stated that it was important that the full range of employment and training options are open to Travellers and that institutional or discriminatory obstacles are removed. The links between Traveller cultural identity and traditional employment types were recognised. In order to fully exploit these links, a need has been identified to take account of traditional structural characteristics of Traveller economic activity in implementing culturally reinforcing employment policies. This involves a community development model that establishes a 'logic of empowerment' which aims 'to help remove shame of self or the will to hide one's differences when they are compared to the 'norm' or majority'.<sup>144</sup>

### a) Households at risk-of-poverty

The situation of Travellers, like other small groups in the population, cannot be reliably captured through surveys such as EU-SILC (conducted by the Central Statistics Office since 2003). The Census does not include information about income or most aspects of living standards or deprivation. This means it is impossible to present figures for these conventional measures of living standards and poverty for the Traveller community, and compare their situation with others in those terms.

It is also generally impossible to assess how state services or the social welfare system are used because Travellers are not distinguished from other citizens when they use them. Small scale studies available suggest that members of the Traveller community often experience very high levels of deprivation compared with non-Travellers, but it is difficult to build up an overall statistical picture from such studies. The Census of Population and some other relevant sources do include information and statistics about education and employment for the Traveller community. Since both education and employment are key determinants of living standards, they will be the focus of the next two sections. These data show levels of unemployment, poor health, disability, low educational attainment, inadequate housing, and premature mortality among the Traveller community, which suggest that they are also exposed to distinctively high levels of poverty and deprivation.<sup>145</sup>

### b) Income/expenditure

There are no specific data available on income or expenditure for the Roma or Irish Traveller communities.

### c) Financial situation/social transfers/debts/borrowing

Pavee Point has on-going concerns about gender dynamics of the habitual residence condition (HRC) – particularly in relation to Travellers and Roma. The habitual residence condition impacts unfairly

---

<sup>144</sup> Ireland, All Ireland Traveller Health Study Team (2010b), All Ireland Traveller Health Study, Technical Report 1 Health Survey Findings, Dublin, All Ireland Traveller Health Study Team. p. 11. Available at: [http://www.dohc.ie/publications/traveller\\_health\\_study.html?lang=en](http://www.dohc.ie/publications/traveller_health_study.html?lang=en)

<sup>145</sup> Ireland, Nolan, B. and Maitre, B. (2008) A Social Portrait of Communities in Ireland, Dublin, commissioned by the Office for Social Inclusion from the Economic and Social Research Institute. p. 62. Available at: <http://www.socialinclusion.ie/publications/documents/SocialPortraitOfCommunities.pdf>

on Travellers as a nomadic group. Where Travellers have moved outside of Ireland and then returned they have been deemed not to be habitually resident despite the fact that they may have a very strong connection with Ireland (which is essentially what HRC is trying to establish). Travellers may move between Ireland and the UK, however their connection with the Irish state may not be visible through buying property etc. The tools that are used to evaluate the connection with the State in HRC guidelines come from a settled majority perspective. Therefore, any gendered assessment of habitual residence must include the experience of Travellers, as well as migrant groups. The habitual residence condition HRC has **impacted upon women experiencing violence**. Where a woman may be leaving a situation of violence and apply for social protection she has to meet the habitual residence condition. Essentially, a woman who is deemed not to be habitually resident may have to face destitution in order to escape violence as she will have no social protection. She also may have no place to go and due to lack of resources or access to social protection will not be able to access a refuge. These are major barriers for women in moving from such situations. The concern is that the guidelines on the habitual residence condition have no provision for women experiencing violence.<sup>146</sup>

Due to low literacy levels for Travellers and Roma and language barriers for Roma, applicants may not have all the documentation needed to prove habitual residency and may face difficulties responding to the Department. They also may not have proof of residence if they are living with extended family. There is little support for applicants in making their applications.<sup>147</sup>

**Access to credit facilities for the Traveller Community has been identified as a significant issue** arising in the work of Exchange House Travellers Money Advice and Budgeting Service (MABS). Specific difficulties that arise are:

1. They encounter barriers in opening Bank and Credit Union accounts,
2. They have difficulty in accessing credit to purchase a Caravan
3. This leads to reliance on illegal moneylenders.<sup>148</sup>

#### **d) Malnutrition/hunger**

More than half (58%) of Traveller mothers reported adding regular salt to their child's food while cooking. In Ireland 27% reported that their children ate five or greater portions of fruit and vegetables daily. The majority (89%) had their first daily meal between 7 and 9 a.m., whilst 73% had breakfast 5 days a week, higher at weekends. There was a wide spectrum in consumption patterns of various foods and beverages, ranging from never to more than once daily. Among Irish Traveller children, 28% consumed fruit and 29% vegetables more than once daily, whilst 16% had sugary drinks and 21% had sweets more than once daily. Fish were never consumed by 25% of children. Crisps and

---

<sup>146</sup> Ireland, Pavee Point Travellers Centre (2011) Impact of the Habitual Residence Condition (HRC) on Travellers and Roma, Dublin, Pavee Point Travellers Centre. p. 1 Available at: <http://paveepoint.ie/sites/default/files/content/uploads/2011/09/Pavee-Point-Position-Paper-on-Impact-of-Habitual-Residence-Condition-On-Travellers-and-Roma.pdf>

<sup>147</sup> Ireland, Pavee Point Travellers Centre Seminar: The Impact of the Habitual Residence Condition on Travellers, held in Dublin on 22 March 2012, further information available at: <http://www.pila.ie/bulletin/march-2012/21-march-2012/pavee-point-travellers-centre-seminar-the-impact-of-the-habitual-residence-condition-on-travellers-22-march-2012/>

<sup>148</sup> Ireland, Exchange House National Travellers Service (2003) Hard to Credit Access to Credit Facilities for the Traveller Community, Dublin, Exchange House. p. 1. Available at: [http://www.exchangehouse.ie/publications\\_mabs.php](http://www.exchangehouse.ie/publications_mabs.php)

chips were consumed regularly across the week. The patterns between males and females were not notably different.<sup>149</sup>

#### e) Material deprivation and/or other non-income poverty indicators

According to data on Irish Travellers from the 2011 Census published on 18 October 2011, Irish Travellers had the lowest proportion in the country in the top social classes at just 2.9% (compared to 32.5% for Africans, 33% for Chinese and 48.8% for any other Asian background).

Travellers are much more likely than other white Irish adults to be in the lower manual social class: 50% of younger Travellers, and 55% of older Travellers, are in this social class, compared with 17% and 21% respectively of other white Irish adults in the same age group. As the net figures show, this gap is partly, but not entirely, accounted for by the very large differences in education between the two groups. About half of the social class gap is accounted for by differences in education, disability status, age, gender and so on. When controlling for these characteristics, 25% of **Travellers in both age groups are in the lower manual social class**, compared with 14% of other white Irish adults.

Their difficult living circumstances mean that Travellers have a lower life expectancy, with the result that only 9% of the Traveller population is over age 50 (compared with 28% of other white Irish adults) suggesting severe disadvantage.

Disadvantage in education and labour market terms translates into poorer living circumstances. Given their traditionally nomadic culture, Travellers are much less likely than other white Irish adults to have access to a car. This disadvantage virtually disappears, however, when controlling for education, labour market position and social class, which points to the important role of their disadvantage in the education system and labour market in accounting for their disadvantage in living standards.<sup>150</sup> There are no data available on the Roma community in Ireland relating to economic status.

No major projects or initiatives identified.

---

<sup>149</sup> Ireland, All Ireland Traveller Health Study Team (2010a), *All Ireland Traveller Health Study, Summary of Findings*, Dublin, All Ireland Traveller Health Study Team. p. 58. Available at:

[http://www.dohc.ie/publications/traveller\\_health\\_study.html?lang=en](http://www.dohc.ie/publications/traveller_health_study.html?lang=en)

<sup>150</sup> Ireland, Watson, D. Lunn, P. Quinn, E. Russell, H. (2011) Multiple Disadvantage in Ireland An Equality Analysis of Census 2006, Dublin, The Economic and Social Research Institute, Available at: <http://www.equality.ie/Files/Multiple%20Disadvantage%20in%20Ireland%20-%20an%20equality%20analysis%20of%20Census%202006.pdf>

## 7 Active citizenship/Rights awareness

### a) Awareness of the existence of representative Roma organisations, other civil society organisations, anti-discrimination legislation and equality bodies;

The key pieces of legislation are the Employment Equality Acts, 1998 and 2004 and the Equal Status Acts, 2000 and 2004. They outlaw discrimination in employment, vocational training, advertising, collective agreements, the provision of goods and services and other opportunities to which the public generally have access on nine distinct grounds- gender; marital status; family status; age; disability; race; sexual orientation; religious belief; and membership of the Traveller community. The EU Race Directive was incorporated into the Equality Act 2004 providing greater protection against discrimination by amending the 1998 definition of discrimination; discrimination is taken to occur where a person is treated less favourably than another person, has been or would be treated in a comparable situation on any of the discriminatory grounds.<sup>151</sup>

It has been widely acknowledged that the implementation of an effective anti-racism and intercultural policy requires the active participation of civil society. Civil society includes the community and voluntary sector, social partners and minority led organisations. Some of the most significant bodies include:

- The National Consultative Committee on Racism and Interculturalism (NCCRI) established in 1998 as an independent expert body to focus on racism and interculturalism primarily funded by the Department of Justice, Equality and Law reform.<sup>152</sup>
- The Irish Human Rights Commission was established as part of the Good Friday Agreement to endeavour to ensure that the human rights of all people in the state are fully realised and protected, in law, in policy and in practice.
- The Equality Authority has been established as the independent specialised equality body to combat discrimination and to promote equality under the equality legislation. It is a guardian of equality.
- The Equality Tribunal has been established to adjudicate on or mediate cases under the equality legislation.
- The Garda Racial and Intercultural Office was established in 2000 and operates within the Community Relations Section. The office has a national remit with responsibility for the development and monitoring of implementation of organisational policies and strategies, which deals with racial, ethnic, religious and cultural diversity. Garda Ethnic Liaison Officers are appointed in every county to support victims of racism and to make proactive links with relevant public agencies and community organisations.
- The National Anti-Poverty Strategy (NAPS) .This includes a specific commitment to tackling racism, racial discrimination and related intolerance. Travellers, migrants and minority ethnic groups are identified as being vulnerable to poverty and social exclusion in the NAPS/Inclusion.
- The Public Services Modernisation programme (the Strategic Management Initiative) focuses on equality in the delivery of quality customer services. The National Employment Plan and National Action Plan on Social Inclusion are significant foundation stones on which the National Action Plan against Racism seeks to build.<sup>153</sup>

---

<sup>151</sup> Ireland, Louth County Council (2007) Louth Anti-Racism and Diversity Plan 2007, Louth, Louth County Council. p. 7. Available at: [http://www.dlrard.ie/userfiles/PDF/ARD\\_Plan\\_Louth.pdf](http://www.dlrard.ie/userfiles/PDF/ARD_Plan_Louth.pdf),

<sup>152</sup> Ireland, Louth County Council (2007) Louth Anti-Racism and Diversity Plan 2007, Louth, Louth County Council. p. 7. Available at: [http://www.dlrard.ie/userfiles/PDF/ARD\\_Plan\\_Louth.pdf](http://www.dlrard.ie/userfiles/PDF/ARD_Plan_Louth.pdf)

<sup>153</sup> Ireland, Louth County Council (2007) Louth Anti-Racism and Diversity Plan 2007, Louth, Louth County Council. p. 7-8. Available at: [http://www.dlrard.ie/userfiles/PDF/ARD\\_Plan\\_Louth.pdf](http://www.dlrard.ie/userfiles/PDF/ARD_Plan_Louth.pdf)

- The National Action Plan Against Racism (NPAR). This Plan highlights the different forms of racism prevalent in Ireland including:
  - a. Racism experienced by Travellers on the basis of their distinct identity and nomadic tradition
  - b. Racism experienced by recent immigrants, which includes migrant workers, refugees, asylum seekers and students studying in Ireland and temporary visitors, including tourists
  - c. Racism experienced by “black and minority ethnic people” on the basis of their skin colour and ethnic and/or national identity, irrespective of their legal status
  - d. Racism experienced by Jewish and Muslim people in form of Anti-Semitism and Islamophobia
  - e. The intersection between racism and discrimination on any of the other grounds.<sup>154</sup>

Roma in Ireland may initially give their nationality as Romanian (or if they are from Poland as Polish, and so on). This is because of a well-founded fear of persecution and discrimination based on past experiences, once their ethnicity became known. Ethnicity is not recorded in national statistics and the Roma as a nationality is not reflected in any passport/official identity papers.<sup>155</sup>

#### **b) Participation in elections and political representation;**

**The level of political representation amongst members of the Traveller community at both local and national level remains extremely low.** A number of international treaty-monitoring bodies have expressed concern on this issue and have made recommendations in this regard. In particular, the United Nations Committee on the Elimination of Racial Discrimination has recommended that the authorities ‘*consider adopting affirmative action programmes to improve the political representation of Travellers, particularly at the level of Dáil Éireann and/or Seanad Éireann*’ (Committee on the Elimination of Racial Discrimination, 2005 (paragraph 22)). There is a large body of international literature that discusses the optimum means of ensuring minorities are represented in the political process, with various mechanisms proposed, including reserved parliamentary seats. The purpose is to ensure that there is both representation and participation in public policy processes that impact on health and wellbeing.<sup>156</sup>

There are no reported initiatives for the Traveller or Roma communities in Ireland.

#### **c) Participation and representation in non-governmental organisations;**

The Report of the High Level Group on Traveller Issues (2006) looked at ways of enhancing the delivery of services and supports by the state sector. One of its recommendations included data. The report recommended that relevant departments would work together with the Central Statistics Office and the Office for Social Inclusion **to improve the range of available data**. According to the report, they should do this in the context of the development of social and equality statistics under the guidance of the Senior Officials Group on Social Inclusion and the National Statistics Board.<sup>157</sup>

---

<sup>154</sup> Ireland, Millward Brown IMS Research (2004), *Opinions on Racism and Attitudes to Minority Ethnic groups*, Dublin, Millward Brown IMS Research

<sup>155</sup> Ireland, Lesovitch, L. (2005) *Roma Educational Needs in Ireland*, Dublin, Dublin Vocational Education Committee. p. 29. Available at [http://www.pavepoint.ie/pdf/Roma\\_Report.pdf](http://www.pavepoint.ie/pdf/Roma_Report.pdf)

<sup>156</sup> Ireland, All Ireland Traveller Health Study Team (2010a), *All Ireland Traveller Health Study, Summary of Findings*, Dublin, All Ireland Traveller Health Study Team. p. 140. Available at: [http://www.dohc.ie/publications/traveller\\_health\\_study.html?lang=en](http://www.dohc.ie/publications/traveller_health_study.html?lang=en)

<sup>157</sup> Ireland, Nolan, B. and Maitre, B. (2008) *A Social Portrait of Communities in Ireland*, Dublin, commissioned by the Office for Social Inclusion from the Economic and Social Research Institute. p. 68. Available at: <http://www.socialinclusion.ie/publications/documents/SocialPortraitOfCommunities.pdf>

The National Traveller Monitoring & Advisory Committee (NTMAC) was established and launched by the Taoiseach in March 2007 following a commitment in ‘Towards 2016’ from all social partners to give attention to developing a more integrated approach towards the provision of services for the Traveller community, and to improve communication between Travellers and the settled community. Its terms of reference are as follows;

1. To serve as a forum for consultation on current issues of national importance affecting the Travelling Community.
2. To identify issues of national importance to the Traveller Community which might not be dealt with adequately through existing mechanisms.
3. To suggest appropriate responses to issues identified under point 2 above, in cooperation with relevant state agencies and other stakeholders.
4. To monitor developments in the position of Travellers in Irish society generally and with particular reference to issues identified at 2 above.
5. To report to the Minister for Justice, and Equality every two years identifying key issues of on-going concern.<sup>158</sup>

#### **d) Awareness and use of complaints procedures;**

The Irish Traveller Movement’s website sets out the following information on Travellers’ access to redress in the event of experiencing direct or indirect discrimination on the grounds of race or ethnicity:

“There are three bodies that deal with the legislation; the Equality Authority, the Equality Tribunal and the District Court.

##### **1. The Equality Authority**

This is an independent body set up in October 1999 under the Employment Equality Act, 1998. The Equality Authority provides information to the public on the equality legislation and aims to bring about positive change in the situation of those experiencing inequality by:

- promoting and defending the rights established in the equality legislation
- providing leadership in building a commitment to addressing equality issues in practice creating a wider awareness of equality issues celebrating the diversity in Irish society
- mainstreaming equality considerations across all sectors.

In some cases it can, at its discretion, provide legal assistance to people who wish to bring claims to the Equality Tribunal. These cases are assessed on their merits.

##### **2. The Equality Tribunal**

This is an impartial body set up by law to investigate or mediate complaints under Equality legislation. The complaints investigation process involves the following:

- A person claiming discrimination under the Employment Equality Act or the Equal Status Act may lodge a complaint with the Equality Tribunal within 6 months of the occurrence of the act of discrimination
- Cases can either be referred on the consent of both parties for mediation, or heard by an Equality Officer

If the claim goes to hearing the Equality Officer investigates the claim before the hearing through written submissions and at the hearing where each party will be given an opportunity to:

---

<sup>158</sup> Ireland, Department of Justice and Equality (2011) Ireland’s National Traveller / Roma Integration Strategy, Dublin, Traveller Policy Division, Department of Justice and Equality. p. 19. Available at <http://www.justice.ie/ga/JELR/Ireland%E2%80%99s%20National%20Traveller%20Roma%20Integration%20Strategy%202011.pdf/Files/Ireland%E2%80%99s%20National%20Traveller%20Roma%20Integration%20Strategy%202011.pdf>

- To present their case
- To call witnesses
- To respond to points raised by the other party
- To answer questions from the Equality Officer
- Equality Officer issues a written Decision
- Compensation up to a maximum of €6,349 can be awarded and/or the losing party can be required to take a particular course of action.
- Decisions may be appealed to the Circuit Court within 42 days from the date of the Decision.

Mediation seeks to arrive at a solution through an agreement between the parties, rather than through an investigation. If the Tribunal offers mediation in a case, it will ask each party to respond in writing as to whether they have any objection to trying mediation.

### 3. District Court

In relation to the Equal Status Act, 2000 all cases of discrimination that occur after 29th September 2003 on, at, or on the point of entry to, licensed premises must now be brought to the District Court (Intoxicating Liquor Act, 2003, section 19). You must be refused when you enter the premises or when you ask for the service to come within this section.”<sup>159</sup>

The majority of discrimination complaints and casework arise in relation to the Equal Status Acts (2000-2011) and the Intoxicating Liquor Act 2003, usually involving being denied access to leisure sector premises (pubs, bars and hotels). This is followed by complaints about public accommodation, local authorities service provision and smaller numbers with complaints about advertising and provision of health and social welfare services to Travellers. Another major source of complaints and legal cases has arisen in relation to access for Traveller children to enrol in local schools. Only a small number of cases are referred to the Equality Authority under the Employment Equality Acts (1998-2011), relating to dismissal or harassment. For details of casework see Annex 3 which provides annual tables of complaints.

#### e) Experiences and perceptions of racial/ethnic discrimination.

Discrimination directed at members of the Traveller community is a major and persistent concern. However, it is extremely difficult to capture the extent and nature of that discrimination. This is illustrated by the results of the special module of additional questions in relation to equality issues included in the Quarterly National Household Survey (QNHS) carried out by the Central Statistics Office in late 2004. While the questionnaire design could potentially have captured discrimination directed at members of the Traveller community, the numbers involved – even in what is by most standards a very large survey – were too small to allow this in practice. For Travellers, the information base on which policy has to be made is particularly sparse and filling key gaps has been recognised as a priority. Health status is one of the most important areas where this applies. The Department of Education and Science is considering the inclusion of a Traveller identifier in the context of the development of post primary and primary databases, which can be used to record enrolments in schools and monitor the progression of pupils through the education system.<sup>160</sup>

**Travellers are widely acknowledged as one of the most marginalised and disadvantaged groups in the Irish society.** Travellers fare poorly on every indicator used to measure disadvantage: unemployment, poverty, social exclusion, health status infant mortality, life expectancy, illiteracy,

<sup>159</sup> Ireland, See Irish Traveller Movement www site: [http://www.itmtrav.ie/keyissues/myview\\_new/18](http://www.itmtrav.ie/keyissues/myview_new/18)

<sup>160</sup> Ireland, Nolan, B. and Maitre, B. (2008) A Social Portrait of Communities in Ireland, Dublin, commissioned by the Office for Social Inclusion from the Economic and Social Research Institute. p. 68. Available at: <http://www.socialinclusion.ie/publications/documents/SocialPortraitOfCommunities.pdf>

education and training levels, access to decision making and political representation, gender equality, access to credit, accommodation and living conditions. Over the past 15 years, Traveller organisations, Travellers and others have mobilised as advocates for Traveller rights. This has resulted in legislative change and has been supported by developments at the international level. For the Traveller Community, the exclusion from the Irish society is something over which they have no control or choice and comes within the definitions of discrimination or on occasion racism.

Media coverage of incidents involving individual members of the Traveller Community often portrays Travellers as a homogenous group. This serves to fuel negative attitudes towards them. Anti-Traveller stories eventually lead to the ostracising of a whole ethnic group and results in discrimination. Increased contact between the Traveller community and settled community is supported and encouraged as this helps eliminate some of the mistrust and suspicion that exists between the communities.<sup>161</sup>

**In Ireland 42% of families reported that they often or very often felt discriminated against.** Religion or faith was ranked as very important by 83% in Ireland, with high ratings of importance given to Traveller culture, identity and community membership. Nomadism was ranked fifth in as very important by 54% of Irish families.<sup>162</sup>

Travellers are an indigenous minority, part of Irish society for centuries. Travellers have a long shared history and value system with their own language, customs and language. Racism towards Travellers has always existed and many Travellers would say that this **racism has become stronger in the last decade** with the new ethnic minorities arriving. The Millward Brown IMS research shows this has validity:

- 13% of all respondents disagreed that the Traveller community should have the same rights as the settled community
- 23% disagreed that the nomadic way of life and culture of the Traveller community should be preserved
- 68% disagreed that there is no discrimination against the Traveller community and
- 48% disagreed that the Traveller community make a positive contribution to Irish society.<sup>163</sup>

There has been much exaggerated and alarmist comment about the number of asylum seekers coming to Ireland in recent years. Some understanding of how these racist attitudes are played out in the current Irish context through what Millward Brown IMS researchers have termed the “immigrant paradox” which they describe thus:

- Most people are reluctant to be seen as racist
- However, there is a sense of threat from what is perceived as an uncontrolled influx of foreigners
- This leads to a need to find grounds for resisting this influx whilst avoiding the racist label
- The solution is to find ways to deny the legitimacy of the immigrant case and to exaggerate the benefits they receive
- This is the origin of many immigrant myths.<sup>164</sup>

---

<sup>161</sup> Ireland, Exchange House National Travellers Service (2009) Youth Service Information Pack, Dublin, Exchange House. p. 14. Available at: [http://www.exchangehouse.ie/publications\\_informationleaflets.php](http://www.exchangehouse.ie/publications_informationleaflets.php)

<sup>162</sup> Ireland, All Ireland Traveller Health Study Team (2010b), All Ireland Traveller Health Study, Technical Report 1 Health Survey Findings, Dublin, All Ireland Traveller Health Study Team. Available at: [http://www.dohc.ie/publications/traveller\\_health\\_study.html?lang=en](http://www.dohc.ie/publications/traveller_health_study.html?lang=en)

<sup>163</sup> Ireland, Millward Brown IMS Research (2004), Opinions on Racism and Attitudes to Minority Ethnic groups, Dublin, Millward Brown IMS Research

<sup>164</sup> Ireland, Millward Brown IMS Research (2004), Opinions on Racism and Attitudes to Minority Ethnic groups, Dublin, Millward Brown IMS Research



## Major projects or initiatives

In December 2008 the Irish Traveller Movement launched the **Traveller Ethnicity campaign**. This campaign was initiated by members of the Movement at the Annual General Meeting in Donegal in June 2008.<sup>165</sup>

### **Refugee Information Service**

On request from the Roma Support Group, the Refugee Information Service (RIS) set up a clinic for Roma clients in 2003. The clinic operated once a month from July 2003 to May 2004 at the Pavee Point Travellers Centre, Dublin. An objective of the Roma specific information clinic was that Roma clients would be mainstreamed into general RIS services. The RIS believes that this objective has largely been achieved as much larger numbers of Roma people are now accessing RIS services. The RIS greatly valued the opportunity of working closely with the Roma community and in the future will hold occasional Roma specific clinics as the need arises.<sup>166</sup>

### **“Legal Education for All”**

Initiated by the Irish Traveller Movement and the Ballymun Law Centre, the “Legal Education for All” project developed access routes to legal education and training for unemployed people and marginalised groups. Students from both the Traveller and the settled communities in Ballymun participated in the project. The training was accredited and participants gained nationally recognised qualifications. The project was funded under the EU EQUAL Community Initiative and was managed by a Development Partnership comprising the Irish Traveller Movement, Ballymun Law Centre, Community Legal Resource, Trinity Law School and FÁS.<sup>167</sup>

---

<sup>165</sup> Ireland, Irish Traveller Movement (2008), Annual Report, Dublin, Irish Traveller Movement. p. 1. Available at: [http://www.itmtrav.ie/uploads/publication/Annual\\_Report\\_2008.pdf](http://www.itmtrav.ie/uploads/publication/Annual_Report_2008.pdf)

<sup>166</sup> Ireland, Lesovitch, L. (2005) Roma Educational Needs in Ireland, Dublin, Dublin Vocational Education Committee. p. 47. Available at [http://www.paveepoint.ie/pdf/Roma\\_Report.pdf](http://www.paveepoint.ie/pdf/Roma_Report.pdf)

<sup>167</sup> Ireland, Peelo, D. O’Connor, A. & O’Toole, G. (2008) Positive Action for Traveller Employment Case Studies of Traveller Participation in Employment and Enterprise Initiatives, Dublin, The Equality Authority. p. 8. Available at <http://www.equality.ie/Files/Positive%20Action%20for%20Traveller%20Employment.pdf>

# Annexes

## 1. Bibliography

- All Ireland Traveller Health Study Team (2010a), *All Ireland Traveller Health Study, Summary of Findings*, Dublin, All Ireland Traveller Health Study Team. Available at: [http://www.dohc.ie/publications/traveller\\_health\\_study.html?lang=en](http://www.dohc.ie/publications/traveller_health_study.html?lang=en)
- All Ireland Traveller Health Study Team (2010b), *All Ireland Traveller Health Study, Technical Report 1 Health Survey Findings*, Dublin, All Ireland Traveller Health Study Team. Available at: [http://www.dohc.ie/publications/traveller\\_health\\_study.html?lang=en](http://www.dohc.ie/publications/traveller_health_study.html?lang=en)
- All Ireland Traveller Health Study Team (2010c), *All Ireland Traveller Health Study, Demography and Vital Statistics Part A of Technical Report 2*, Dublin, All Ireland Traveller Health Study Team. Available at: [http://www.dohc.ie/publications/traveller\\_health\\_study.html?lang=en](http://www.dohc.ie/publications/traveller_health_study.html?lang=en)
- All Ireland Traveller Health Study Team (2010d), *All Ireland Traveller Health Study, The Birth Cohort Study Part B of Technical Report 2*, Dublin, All Ireland Traveller Health Study Team. Available at: [http://www.dohc.ie/publications/traveller\\_health\\_study.html?lang=en](http://www.dohc.ie/publications/traveller_health_study.html?lang=en)
- All Ireland Traveller Health Study Team (2010e), *All Ireland Traveller Health Study, Travellers in Institutions Part C of Technical Report 2*, Dublin, All Ireland Traveller Health Study Team. Available at: [http://www.dohc.ie/publications/traveller\\_health\\_study.html?lang=en](http://www.dohc.ie/publications/traveller_health_study.html?lang=en)
- All Ireland Traveller Health Study Team (2010f), *All Ireland Traveller Health Study, Qualitative Studies Part A of Technical Report 3*, Dublin, All Ireland Traveller Health Study Team. Available at: [http://www.dohc.ie/publications/traveller\\_health\\_study.html?lang=en](http://www.dohc.ie/publications/traveller_health_study.html?lang=en)
- All Ireland Traveller Health Study Team (2010g), *All Ireland Traveller Health Study, Health Service Provider Study Part B of Technical Report 3*, Dublin, All Ireland Traveller Health Study Team. Available at: [http://www.dohc.ie/publications/traveller\\_health\\_study.html?lang=en](http://www.dohc.ie/publications/traveller_health_study.html?lang=en), accessed 28 August 2012
- All Ireland Traveller Health Study Team (2010h), *All Ireland Traveller Health Study, Discussion & Recommendations Part C of Technical Report 3*, Dublin, All Ireland Traveller Health Study Team. Available at: [http://www.dohc.ie/publications/traveller\\_health\\_study.html?lang=en](http://www.dohc.ie/publications/traveller_health_study.html?lang=en)
- All Ireland Traveller Health Study Team (2011), *All Ireland Traveller Health Study, The Birth Cohort Study Follow Up Part D of Technical Report 2*, Dublin, All Ireland Traveller Health Study Team. Available at: [http://www.dohc.ie/publications/traveller\\_health\\_study.html?lang=en](http://www.dohc.ie/publications/traveller_health_study.html?lang=en)
- Allen, M. and Foster S. (2007) *Domestic Violence: Developing a Response*, Dublin, Exchange House Travellers Service, Available at: <http://www.exchangehouse.ie/userfiles/file/reports/research/DVWomen17jun09SFN.pdf>
- Binchy, J. & Healy, C. (2005) *Achieving Equity of Access to Higher Education in Ireland: The Case of Travellers*, Limerick, Mary Immaculate College University of Limerick. Available at: [http://www.itmtrav.ie/uploads/publication/Travellers\\_3rd\\_level\\_doc.pdf](http://www.itmtrav.ie/uploads/publication/Travellers_3rd_level_doc.pdf)
- Cahill, J. (2009a) 'Halting Site Eviction 'neither just nor humane'', *Irish Times*, 24 June 2009
- Cahill, J. (2009b) 'Traveller Family now rehoused', *Fingal Independent*, 30 June 2009

- Kane, F., Treadwell Shine, K. and Coates, D. (2008) Good Practice in Housing Management Guidelines for Local Authorities Management and Maintenance of Traveller-Specific Accommodation, Dublin, Centre for Housing Research. Available at: [https://www.housing.ie/Our-Publications/Archive/Traveller-Specific-Accommodation/Good-Practice-Guidelines\\_Management\\_and\\_Maintenanc.aspx](https://www.housing.ie/Our-Publications/Archive/Traveller-Specific-Accommodation/Good-Practice-Guidelines_Management_and_Maintenanc.aspx)
- Clondalkin Travellers Development Group (2007), Strategic Accommodation Plan - working towards change, Dublin, Clondalkin Travellers Development Group Available at: [http://www.itmtrav.ie/uploads/publication/CTDG\\_28pg\\_plus\\_cover1.pdf](http://www.itmtrav.ie/uploads/publication/CTDG_28pg_plus_cover1.pdf)
- Coates, D., Kane, F. and Treadwell Shine, K. (2008) Traveller Accommodation in Ireland: Review of Policy and Practice No 3, Dublin: Centre for Housing Research. Available at: [http://housing.ie/Housing/media/Media/Publications/Traveller-Accommodation-in-Ireland\\_Review-of-Policy-and-Practice.pdf](http://housing.ie/Housing/media/Media/Publications/Traveller-Accommodation-in-Ireland_Review-of-Policy-and-Practice.pdf)
- Cooney, T.M. (2009) 'Developing entrepreneurship programmes for female members of the Irish traveller community', International Journal of Gender and Entrepreneurship, Vol. 1, No. 2, pp. 134 -137.
- Deegan, D. (2012) 'Clare Stops building homes for Travellers', Irish Examiner, 26 March 2012
- Deegan, G. (2012) 'Injunctions cost council €90,000', Irish Times, 1 August 2012
- Exchange House National Travellers Service (2003) Hard to Credit Access to Credit Facilities for the Traveller Community, Dublin, Exchange House. Available at: [http://www.exchangehouse.ie/publications\\_mabs.php](http://www.exchangehouse.ie/publications_mabs.php)
- Exchange House National Travellers Service (2009) Youth Service Information Pack, Dublin, Exchange House. Available at: [http://www.exchangehouse.ie/publications\\_informationleaflets.php](http://www.exchangehouse.ie/publications_informationleaflets.php)
- Exchange House National Traveller Services (2010), Information Pack, Dublin, Exchange House Traveller Services. Available at: [http://www.exchangehouse.ie/userfiles/file/Info/TC\\_InfoPack\\_27jul10.pdf](http://www.exchangehouse.ie/userfiles/file/Info/TC_InfoPack_27jul10.pdf)
- Forkan, C. (2006) 'Traveller Children and Education: Progress and Problems', Youth Studies Ireland, Vol. 1, No. 1, pp. 77-92.
- Galway Traveller Movement (2009): TRAVELLERS' HEALTH MATTERS A retrospective health impact assessment of low-grade Traveller accommodation, Galway, Galway Traveller Movement. Available at: <http://www.publichealth.ie/files/file/Travellers%27%20Health%20Matters%20HIA.PDF>
- Hodgins, M. Millar, M. and Barry, M. (2006), "'...it's all the same no matter how much fruit or vegetables or fresh air we get'": Traveller women's perceptions of illness causation and health inequalities', Social Science and Medicine, Vol. 62, pp. 1978-1990.
- Hourigan, N. & Campbell, M. (2010) The TEACH Report Traveller Education & Adults: Crisis Challenge and Change, Dublin, National Association of Travellers' Centres. Available at <http://aran.library.nuigalway.ie/xmlui/handle/10379/1394>
- Ireland, Central Statistics Office (2007) Census 2006 Volume 5 Ethnic or Cultural Background (including the Irish Traveller Community), Cork, Central Statistics Office. Available at: <http://www.cso.ie/en/census/census2006reports/census2006volume5-ethnoriculturalbackgroundincludingtheirishtravellercommunity/>

Ireland, Central Statistics Office (2007a) Equality in Ireland, Cork, Central Statistics Office. Available at: <http://www.cso.ie/en/media/csoie/releasespublications/documents/otherreleases/2007/equalityinireland.pdf>

Ireland, Central Statistics Office (2011) Quarterly National Household Survey Equality Quarter 4 2010, Cork, Central Statistics Office. Available at: [http://www.cso.ie/en/media/csoie/releasespublications/documents/labourmarket/2010/qnhs\\_equalityq42010.pdf](http://www.cso.ie/en/media/csoie/releasespublications/documents/labourmarket/2010/qnhs_equalityq42010.pdf)

Ireland, Central Statistics Office (2012) This is Ireland, Highlights from Census 2011, Cork, Central Statistics Office. Available at: <http://www.cso.ie/en/media/csoie/census/documents/census2011pdr/Census%202011%20Highlights%20Part%201%20web%2072dpi.pdf>

Ireland, Central Office for Statistics (2012), Religion, Ethnicity and Irish Travellers, <http://www.cso.ie/en/media/csoie/census/documents/census2011profile7/Profile%207%20Education%20Ethnicity%20and%20Irish%20Traveller%20entire%20doc.pdf>

Ireland, Department of Education and Science (2005) Survey of Traveller Education and Provision, Dublin, Inspectorate of the Department of Education and Science. Available at: [http://www.education.ie/en/Publications/Inspection-Reports-Publications/Evaluation-Reports-Guidelines/insp\\_survey\\_traveller\\_education\\_provision\\_pdf.pdf](http://www.education.ie/en/Publications/Inspection-Reports-Publications/Evaluation-Reports-Guidelines/insp_survey_traveller_education_provision_pdf.pdf)

Ireland, Department of Education and Science (2006) Report and Recommendations for a Traveller Education Strategy, Dublin, Department of Education and Science. Available at: [http://www.education.ie/en/Publications/Policy-Reports/traveller\\_ed\\_strat.pdf](http://www.education.ie/en/Publications/Policy-Reports/traveller_ed_strat.pdf)

Ireland, Department of Environment, Community and Local Government (2011) Annual Count of Traveller Families, Dublin, Department of Environment, Community and Local Government. Available at: <http://www.envon.ie/en/Publications/StatisticsandRegularPublications/TravellerAccommodation/>

Ireland, Department of Justice, Equality and Law Reform. (2006) Report of the High Level Group on Traveller Issues, Dublin, Department of Justice, Equality and Law Reform. Available at: <http://www.justice.ie/en/JELR/HLGReport.pdf/Files/HLGReport.pdf>

Ireland, Department of Justice and Equality (2011) Ireland's National Traveller / Roma Integration Strategy, Dublin, Traveller Policy Division, Department of Justice and Equality Available at <http://www.justice.ie/ga/JELR/Ireland%20%20National%20Traveller%20Roma%20Integration%20Strategy%202011.pdf/Files/Ireland%20%20National%20Traveller%20Roma%20Integration%20Strategy%202011.pdf>

Ireland, Education Act (1998). Available at <http://www.irishstatutebook.ie/pdf/1998/en.act.1998.0051.pdf>

Ireland, The Equality Authority (2012) The Equality Authority Annual Report 2011, Dublin, Equality Authority. Available at: <http://www.equality.ie/Files/Annual-Report-2011.pdf>

Ireland, Equal Status Act (2000). Available at <http://www.irishstatutebook.ie/pdf/2000/en.act.2000.0008.pdf>

Ireland, Health Service Executive (2008), National Intercultural Health Strategy 2007 – 2012, Dublin, Health Service Executive. Available at:

[http://www.hse.ie/eng/services/Publications/services/SocialInclusion/National\\_Intercultural\\_Health\\_Strategy\\_2007\\_-\\_2012.pdf](http://www.hse.ie/eng/services/Publications/services/SocialInclusion/National_Intercultural_Health_Strategy_2007_-_2012.pdf)

Ireland, National Traveller Accommodation Consultative Committee (2008), Annual Report 2008, Dublin, National Traveller Accommodation Consultative. Available at: <http://www.environ.ie/en/Publications/DevelopmentandHousing/Housing/FileDownload,21840,en.pdf>

Ireland, National Traveller Money Advice and Budgeting Service (2012), Debt and Dying, Understanding and addressing the impact of funeral costs for Travellers in Ireland, National Traveller MABS, Dublin

Irish Traveller Movement (2008), Annual Report, Dublin, Irish Traveller Movement. Available at: [http://www.itmtrav.ie/uploads/publication/Annual\\_Report\\_2008.pdf](http://www.itmtrav.ie/uploads/publication/Annual_Report_2008.pdf)

Kenny, M. (2004) Roma and Travellers in Public Education National Focal Point for Ireland: Report from the National Consultative Committee on Racism and Interculturalism (NCCRI) and the Equality Authority. Dublin, National Consultative Committee on Racism and Interculturalism (NCCRI) and the Equality Authority. Available at [http://www.nccri.ie/pdf/Roma\\_and\\_Traveller\\_Education\\_2004.pdf](http://www.nccri.ie/pdf/Roma_and_Traveller_Education_2004.pdf)

Lesovitch, L. (2005) Roma Educational Needs in Ireland, Dublin, Dublin Vocational Education Committee. Available at [http://www.paveepoint.ie/pdf/Roma\\_Report.pdf](http://www.paveepoint.ie/pdf/Roma_Report.pdf)

Louth County Council (2007) Louth Anti-Racism and Diversity Plan 2007, Louth, Louth County Council. Available at: [http://www.dlrard.ie/userfiles/PDF/ARD\\_Plan\\_Louth.pdf](http://www.dlrard.ie/userfiles/PDF/ARD_Plan_Louth.pdf)

Macloughlin, J. (1995), Travellers and Ireland: Whose Country? Whose History?, Cork: Cork University Press.

McCann, T. (2007) Project on Domestic Violence with Traveller Men, Dublin, Exchange House Travellers Service, Available at: <http://www.exchangehouse.ie/userfiles/file/reports/research/DVMen17jun09SFN.pdf>

Millward Brown IMS Research (2004), Opinions on Racism and Attitudes to Minority Ethnic groups, Dublin, Millward Brown IMS Research

Molcho, M. Kelly, C. Gavin, A. Nic Gabhainn, S. (2008) Inequalities in Health among School-aged Children in Ireland, Galway, Department of Health and Children, and National University of Ireland, Galway. Available at: [http://www.nuigalway.ie/hbsc/documents/healthinequalities\\_1.pdf](http://www.nuigalway.ie/hbsc/documents/healthinequalities_1.pdf)

Nolan, B. and Maitre, B. (2008) A Social Portrait of Communities in Ireland, Dublin, commissioned by the Office for Social Inclusion from the Economic and Social Research Institute. Available at: <http://www.socialinclusion.ie/publications/documents/SocialPortraitOfCommunities.pdf>

O'Connell, P. and McGinnity, F. (2008) Immigrants at Work Ethnicity and Nationality in the Irish Labour Market, Dublin, ESRI and the Equality Studies Unit – The Equality Authority. Available at: <http://www.equality.ie/Files/Immigrants%20at%20Work%20-%20Ethnicity%20and%20Nationality%20in%20the%20Irish%20Labour%20Market.pdf>

O'Toole, G. (2009), Feasibility Study for the Establishment of a Traveller led Voluntary Accommodation Association Building a better future for Traveller Accommodation, Dublin, Irish Traveller Movement. Available at: [http://www.itmtrav.ie/uploads/publication/Feasibility\\_Study.pdf](http://www.itmtrav.ie/uploads/publication/Feasibility_Study.pdf)

- Pavee Point Travellers Centre (2005) Assimilation Policies and Outcomes: Travellers' Experience, Dublin, Pavee Point Travellers Centre. Available at: <http://paveepoint.ie/pdf/AssimilationPolicies.pdf>
- Pavee Point Travellers Centre (2011) Impact of the Habitual Residence Condition (HRC) on Travellers and Roma, Dublin, Pavee Point Travellers Centre. Available at: <http://paveepoint.ie/sitenua/wp-content/uploads/2011/09/Pavee-Point-Position-Paper-on-Impact-of-Habitual-Residence-Condition-On-Travellers-and-Roma.pdf>
- Peelo, D. O'Connor, A. & O'Toole, G. (2008) Positive Action for Traveller Employment Case Studies of Traveller Participation in Employment and Enterprise Initiatives, Dublin, The Equality Authority. Available at <http://www.equality.ie/Files/Positive%20Action%20for%20Traveller%20Employment.pdf>
- Russell, H. Quinn, E. O'Riain, K. McGinnity F. (2008) The Experience of Discrimination in Ireland Analysis of the QNHS Equality Module, Dublin, The Equality Authority and The Economic and Social Research Institute, Available at: <http://www.equality.ie/en/Research/Research-Publications/The-Experience-of-Discrimination-in-Ireland-Analysis-of-the-QNHS-Equality-Module.html>
- Travers, J. Balfe, T. Butler, C. Day, T. Dupont, M. McDaid, R. O'Donnell, M. Prunty, A. (2010) Addressing the Challenges and Barriers to Inclusion in Irish Schools, Report to Research and Development Committee of the Department of Education and Skills, Dublin, Special Education Department St Patrick's College. Available at [http://www.spd.dcu.ie/main/academic/special\\_education/documents/StPatricksCollegeSENReport2010\\_000.pdf](http://www.spd.dcu.ie/main/academic/special_education/documents/StPatricksCollegeSENReport2010_000.pdf)
- Treadwell Shine K, Kane, F. and Coates, D. (2008) Traveller-Specific Accommodation: Practice, Design and Management, Dublin: Centre for Housing Research. Available at: [https://www.housing.ie/Our-Publications/Archive/Traveller-Specific-Accommodation/Traveller\\_Specific\\_Accommodation\\_Practice,\\_Design\\_.pdf](https://www.housing.ie/Our-Publications/Archive/Traveller-Specific-Accommodation/Traveller_Specific_Accommodation_Practice,_Design_.pdf)
- Van Hout, M. and Connor, S. (2008) , 'The Normalisation of Substance Abuse Among Young Travellers in Ireland' *Journal of Ethnicity in Substance Abuse*, Vol. 7, No 1, pp 5-21
- Van Hout, M. (2009) , 'Irish travellers and drug use – an exploratory study' *Ethnicities and Inequalities in Health and Social Care*, Vol. 2, No 1, pp 42-49
- Van Hout, M. (2010a) , 'Alcohol use and the Traveller community in the west of Ireland' *Drug and Alcohol Review*, Vol. 29, No 1, pp 59-63
- Van Hout, M. (2010b) , 'Traveller health and primary care in Ireland: a consultative forum' *Community Practitioner*, Vol. 85, No 5, pp 27-30
- Van Hout, M. (2011) , 'Assimilation, habitus and drug use among Irish Travellers' *Critical Public Health*, Vol. 21, No 2, pp 203-220
- Van Hout, M. and Staniewicz, T. (2012) , 'Roma and Irish Traveller housing and health – a public health concern' *Critical Public Health*, Vol. 22, No 2, pp 193-207
- Watson, D. Lunn, P. Quinn, E. Russell, H. (2011) Multiple Disadvantage in Ireland An Equality Analysis of Census 2006, Dublin, The Economic and Social Research Institute, Available at: <http://www.equality.ie/Files/Multiple%20Disadvantage%20in%20Ireland%20-%20an%20equality%20analysis%20of%20Census%202006.pdf>

Watt, P. and Charles, K. (2009) Housing Conditions of Roma and Travellers , Wein, European Union Agency for Fundamental Rights (FRA). Available at [http://fra.europa.eu/fraWebsite/attachments/RAXEN-Roma%20Housing-Ireland\\_en.pdf](http://fra.europa.eu/fraWebsite/attachments/RAXEN-Roma%20Housing-Ireland_en.pdf)

WRC Social and Economic Consultants (2007) Measure Study of Early School Leavers - Youthreach and Travellers Measure 11B of the EHRDOP Implemented by the Department of Education and Science, Dublin, Equality Studies Unit – The Equality Authority. Available at: <http://www.equality.ie/en/Research/Equality-Studies-Unit/>

## 2. Statistical tables

### Population

Table 29 Irish Travellers in each province, county and city classified by sex

Province, county and city	Travellers			Travellers per 1,000 total population
	Persons	Males	Females	
Leinster	14,854	7,333	7,521	5.9
Carlow	413	208	205	7.6
Dublin	5,935	2,912	3,023	4.7
of which				
Dublin City	1,958	971	987	3.7
Dún Laoghaire-Rathdown	403	211	192	2.0
Fingal	1,358	669	689	5.0
South Dublin	2,216	1,081	1,155	8.4
Kildare	875	452	423	4.2
Kilkenny	483	252	231	5.1
Laois	668	344	324	8.3
Longford	744	374	370	19.1
Louth	663	307	356	5.4
Meath	967	497	470	5.3
Offaly	1,028	495	533	13.4
Westmeath	853	416	437	9.9
Wexford	1,504	722	782	10.3
Wicklow	721	354	387	5.3
Munster	6,665	3,266	3,399	5.3
Clare	855	417	438	7.3
Cork	1,867	930	937	3.6
of which				
Cork City	790	409	381	6.6
Cork County	1,077	521	556	2.7
Kerry	860	416	444	5.9
Limerick	1,522	727	795	7.9
of which				
Limerick City	401	209	192	7.0
Limerick County	1,121	518	603	8.3
North Tipperary	604	307	297	8.6
South Tipperary	546	268	278	6.2
Waterford	411	201	210	3.6
of which				
Waterford City	259	120	139	5.5
Waterford County	152	81	71	2.3
Connacht	6,617	3,284	3,333	12.2
Galway	4,143	2,008	2,135	16.5
of which				
Galway City	1,667	800	867	22.1
Galway County	2,476	1,208	1,268	14.1
Leitrim	264	147	117	8.3
Mayo	1,385	682	703	10.6
Roscommon	397	229	168	6.2
Sligo	428	218	210	6.5
Ulster (part of)	1,437	742	695	4.9
Cavan	453	228	225	6.2
Donegal	726	371	355	4.5
Monaghan	258	143	115	4.3
State	29,573	14,625	14,948	6.4

Source: Ireland, Central Statistics Office (2012)



Table 30 Irish Travellers classified by sex, age group and marital status

Age group	Total	Marital status			
		Single	Married	Separated (Incl. deserted) *	Widowed
Persons					
0 - 4 years	4,683	4,683	–	–	–
5 - 14 years	7,481	7,481	–	–	–
15 - 24 years	6,066	4,475	1,462	123	6
25 - 34 years	4,374	1,386	2,590	377	21
35 - 44 years	3,195	626	2,078	411	80
45 - 54 years	1,968	238	1,301	313	116
55 - 64 years	1,072	110	749	113	100
65 years and over	734	60	366	54	254
Total	29,573	19,059	8,546	1,391	577
Males					
0 - 4 years	2,410	2,410	–	–	–
5 - 14 years	3,814	3,814	–	–	–
15 - 24 years	3,030	2,331	661	38	–
25 - 34 years	2,057	689	1,253	114	1
35 - 44 years	1,484	306	1,044	119	15
45 - 54 years	955	128	676	117	34
55 - 64 years	538	60	399	53	26
65 years and over	337	38	206	30	63
Total	14,625	9,776	4,239	471	139
Females					
0 - 4 years	2,273	2,273	–	–	–
5 - 14 years	3,667	3,667	–	–	–
15 - 24 years	3,036	2,144	801	85	6
25 - 34 years	2,317	697	1,337	263	20
35 - 44 years	1,711	320	1,034	292	65
45 - 54 years	1,013	110	625	196	82
55 - 64 years	534	50	350	60	74
65 years and over	397	22	160	24	191
Total	14,948	9,283	4,307	920	438

\* Including divorced

Source: Ireland, Central Statistics Office (2012)

Table 31 Irish Travellers in private households in each province, county and city, classified by household type

Province, county and city	Irish Travellers in private households			
	Total	In permanent housing units	In temporary housing units	Not stated
Leinster	14,501	12,215	1,792	494
Carlow	412	376	6	30
Dublin	5,684	4,474	972	238
<i>of which</i>				
Dublin City	1,744	1,350	310	84
Dún Laoghaire-Rathdown	391	329	51	11
Fingal	1,345	1,000	290	55
South Dublin	2,204	1,795	321	88
Kildare	859	775	71	13
Kilkenny	477	375	98	4
Laois	647	605	29	13
Longford	744	686	25	33
Louth	656	603	39	14
Meath	959	849	98	12
Offaly	1,017	804	183	30
Westmeath	844	726	96	22
Wexford	1,498	1,334	114	50
Wicklow	704	608	61	35
Munster	6,509	5,080	1,162	267
Clare	847	794	23	30
Cork	1,808	1,457	295	56
<i>of which</i>				
Cork City	738	513	212	13
Cork County	1,070	944	83	43
Kerry	836	736	63	37
Limerick	1,469	974	455	40
<i>of which</i>				
Limerick City	353	100	243	10
Limerick County	1,116	874	212	30
North Tipperary	597	495	80	22
South Tipperary	544	347	156	41
Waterford	408	277	90	41
<i>of which</i>				
Waterford City	256	163	64	29
Waterford County	152	114	26	12
Connacht	6,525	5,668	579	278
Galway	4,109	3,604	347	158
<i>of which</i>				
Galway City	1,653	1,472	102	79
Galway County	2,456	2,132	245	79
Leitrim	263	205	50	8
Mayo	1,382	1,273	50	59
Roscommon	344	310	11	23
Sligo	427	276	121	30
Ulster (part of)	1,397	1,307	67	23
Cavan	421	407	10	4
Donegal	721	658	47	16
Monaghan	255	242	10	3
State	28,932	24,270	3,600	1,062

Source: Ireland, Central Statistics Office (2012)

**Table 16 Private households containing Irish Travellers, classified by size and composition**

Composition of private households	Total private households	Number of persons in household												Total persons	
		1	2	3	4	5	6	7	8	9	10	11	12 or more		
		Number of private households													
One person	811	811	-	-	-	-	-	-	-	-	-	-	-	-	811
Husband and wife	575	-	575	-	-	-	-	-	-	-	-	-	-	-	1,150
Cohabiting couple	138	-	138	-	-	-	-	-	-	-	-	-	-	-	276
Husband and wife with children (of any age)	3,231	-	-	596	678	657	532	369	179	100	59	41	20	17,182	
Cohabiting couple with children (of any age)	436	-	-	131	113	80	43	43	13	6	-	5	2	2,041	
Lone mother with children (of any age)	1,243	-	347	300	273	148	95	39	27	9	2	2	1	4,620	
Lone father with children (of any age)	132	-	67	24	13	15	5	6	1	1	-	-	-	422	
Husband and wife with other persons	101	-	-	60	21	9	7	3	-	1	-	-	-	381	
Cohabiting couple with other persons	22	-	-	13	7	1	-	1	-	-	-	-	-	79	
Husband and wife with children (of any age) and other persons	334	-	-	-	47	66	71	58	42	25	12	6	7	2,184	
Cohabiting couple with children (of any age) and other persons	42	-	-	-	9	12	6	6	2	2	2	2	1	283	
Lone mother with children (of any age) and other persons	166	-	-	69	31	38	20	13	5	4	3	1	2	873	
Lone father with children (of any age) and other persons	34	-	-	11	9	6	4	1	-	2	-	1	-	159	
Two family units with or without other persons	173	-	-	-	35	36	30	34	12	13	4	2	7	1,102	
Three or more family units with or without other persons	20	-	-	-	-	-	2	3	2	2	5	-	6	197	
Non-family households containing related persons	190	-	122	37	13	11	3	2	1	-	1	-	-	512	
Non-family households not containing related persons	97	-	44	20	14	7	8	1	1	-	2	-	-	322	
<b>Total private households</b>	<b>7,765</b>	<b>811</b>	<b>1,293</b>	<b>1,261</b>	<b>1,263</b>	<b>1,086</b>	<b>826</b>	<b>579</b>	<b>285</b>	<b>165</b>	<b>90</b>	<b>60</b>	<b>46</b>	<b>32,574</b>	

64

Census 2011 – Religion, Ethnicity and Irish Travellers

Source, Central Statistics Office, Data on religion, ethnicity and Irish travellers (2012)

Table 21 Irish Travellers classified by general health, disability and age group

Disability	Total	General Health					
		Very good	Good	Fair	Bad	Very bad	Not stated
<b>Total</b>							
Blindness or a serious vision impairment	446	67	137	137	75	24	6
Deafness or a serious hearing impairment	535	96	162	162	74	29	10
A difficulty with basic physical activities	1,894	78	418	898	363	109	28
An intellectual disability	1,006	127	294	374	143	50	18
A difficulty with learning, remembering or concentrating	1,950	335	611	661	244	71	28
A psychological or emotional condition	1,106	84	319	508	206	63	16
A difficulty with pain, breathing or any other chronic illness or condition	2,265	144	557	1,009	415	111	29
A difficulty with dressing, bathing or getting around inside the home	1,025	55	204	432	229	87	18
A difficulty with going outside the home alone to shop or visit a doctor's surgery	1,325	81	272	559	298	92	23
A difficulty with working at a job, business or attending school or college	1,692	141	455	696	302	83	15
A difficulty participating in other activities, for example leisure or using transport	1,029	98	379	719	319	94	20
Total with a disability	5,189	798	1,661	1,907	561	139	63
Those without a disability	24,404	15,672	6,262	1,103	72	12	1,083
<b>0-14 years</b>							
Blindness or a serious vision impairment	101	32	36	24	5	3	1
Deafness or a serious hearing impairment	106	38	39	21	3	2	3
A difficulty with basic physical activities	195	24	54	82	19	9	7
An intellectual disability	223	52	58	84	15	5	9
A difficulty with learning, remembering or concentrating	434	149	149	101	21	7	7
A psychological or emotional condition	129	34	35	41	13	2	4
A difficulty with pain, breathing or any other chronic illness or condition	415	76	175	122	29	5	8
A difficulty with dressing, bathing or getting around inside the home	209	27	60	81	23	9	9
A difficulty with going outside the home alone to shop or visit a doctor's surgery	235	35	68	90	26	7	9
A difficulty with working at a job, business or attending school or college	210	37	71	71	19	7	5
A difficulty participating in other activities, for example leisure or using transport	277	41	92	101	28	8	7
Total with a disability	1,045	343	402	227	39	9	25
Those without a disability	11,119	8,505	1,776	113	7	3	715
<b>15-24 years</b>							
Blindness or a serious vision impairment	67	12	22	14	11	6	2
Deafness or a serious hearing impairment	89	22	36	18	6	3	4
A difficulty with basic physical activities	173	18	56	61	25	10	3
An intellectual disability	169	26	55	61	15	7	5
A difficulty with learning, remembering or concentrating	382	87	162	97	19	8	9
A psychological or emotional condition	180	14	60	62	15	7	2
A difficulty with pain, breathing or any other chronic illness or condition	236	25	92	78	25	10	6
A difficulty with dressing, bathing or getting around inside the home	106	12	26	42	16	9	1
A difficulty with going outside the home alone to shop or visit a doctor's surgery	172	18	51	71	20	7	5
A difficulty with working at a job, business or attending school or college	280	43	109	85	32	10	1
A difficulty participating in other activities, for example leisure or using transport	221	26	72	84	27	9	3
Total with a disability	813	189	348	201	42	12	21
Those without a disability	5,253	3,667	1,299	114	8	1	134

Source: Ireland, Central Statistics Office (2012)

Census 2011 – Religion, Ethnicity and Irish Travellers

Table 21 (contd) Irish Travellers classified by general health, disability and age group

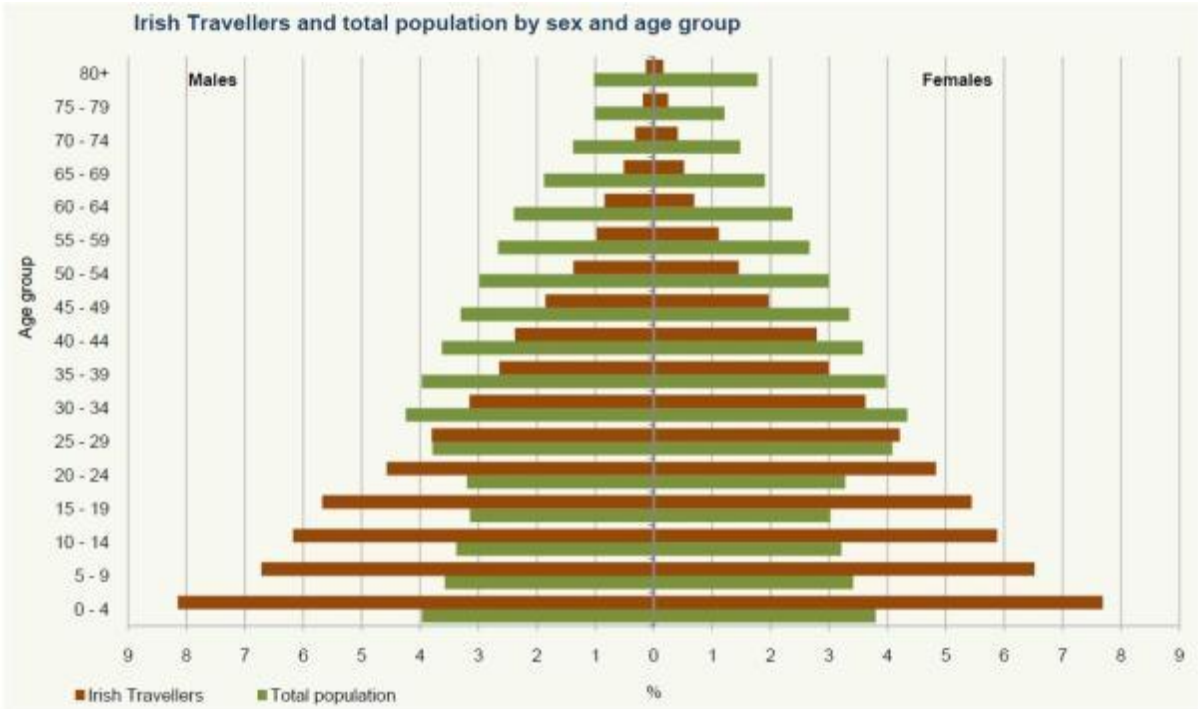
Disability	Total	General Health					Not stated
		Very good	Good	Fair	Bad	Very bad	
<b>25-44 years</b>							
Blindness or a serious vision impairment	110	15	45	33	14	1	2
Deafness or a serious hearing impairment	138	33	46	36	18	4	1
A difficulty with basic physical activities	571	27	175	257	80	24	5
An intellectual disability	320	41	123	96	46	12	2
A difficulty with learning, remembering or concentrating	604	84	202	215	76	18	8
A psychological or emotional condition	521	31	140	244	78	22	6
A difficulty with pain, breathing or any other chronic illness or condition	624	28	165	296	103	25	7
A difficulty with dressing, bathing or getting around inside the home	252	14	65	107	47	14	5
A difficulty with going outside the home alone to shop or visit a doctor's surgery	360	25	85	147	78	19	6
A difficulty with working at a job, business or attending school or college	562	52	177	256	71	19	7
A difficulty participating in other activities, for example leisure or using transport	463	26	125	227	77	22	6
<b>Total with a disability</b>	<b>1,674</b>	<b>209</b>	<b>589</b>	<b>660</b>	<b>160</b>	<b>35</b>	<b>21</b>
<b>Those without a disability</b>	<b>5,895</b>	<b>3,032</b>	<b>2,205</b>	<b>456</b>	<b>29</b>	<b>1</b>	<b>169</b>
<b>45-64 years</b>							
Blindness or a serious vision impairment	109	7	29	38	26	9	-
Deafness or a serious hearing impairment	126	4	29	62	24	7	-
A difficulty with basic physical activities	630	7	97	329	154	39	4
An intellectual disability	230	8	51	104	46	19	2
A difficulty with learning, remembering or concentrating	401	15	82	185	91	26	2
A psychological or emotional condition	295	5	53	136	73	25	3
A difficulty with pain, breathing or any other chronic illness or condition	693	13	91	372	170	44	3
A difficulty with dressing, bathing or getting around inside the home	299	2	37	133	91	35	1
A difficulty with going outside the home alone to shop or visit a doctor's surgery	345	2	42	155	106	38	2
A difficulty with working at a job, business or attending school or college	435	8	75	208	114	30	-
A difficulty participating in other activities, for example leisure or using transport	428	5	61	206	118	37	1
<b>Total with a disability</b>	<b>1,196</b>	<b>52</b>	<b>249</b>	<b>600</b>	<b>232</b>	<b>54</b>	<b>9</b>
<b>Those without a disability</b>	<b>1,544</b>	<b>565</b>	<b>838</b>	<b>354</b>	<b>26</b>	<b>6</b>	<b>55</b>
<b>65 years and over</b>							
Blindness or a serious vision impairment	59	1	5	28	19	5	1
Deafness or a serious hearing impairment	76	1	12	25	23	13	2
A difficulty with basic physical activities	295	2	36	139	85	27	6
An intellectual disability	64	-	7	29	21	7	-
A difficulty with learning, remembering or concentrating	129	-	16	62	37	12	2
A psychological or emotional condition	71	-	11	25	27	7	1
A difficulty with pain, breathing or any other chronic illness or condition	297	2	34	141	88	27	5
A difficulty with dressing, bathing or getting around inside the home	159	-	16	69	52	20	2
A difficulty with going outside the home alone to shop or visit a doctor's surgery	213	1	26	96	66	21	1
A difficulty with working at a job, business or attending school or college	185	1	23	76	66	17	2
A difficulty participating in other activities, for example leisure or using transport	220	-	29	101	69	18	3
<b>Total with a disability</b>	<b>441</b>	<b>5</b>	<b>73</b>	<b>219</b>	<b>108</b>	<b>29</b>	<b>7</b>
<b>Those without a disability</b>	<b>293</b>	<b>73</b>	<b>141</b>	<b>66</b>	<b>2</b>	<b>1</b>	<b>10</b>

Source: Central Statistics Office, Data on religion, ethnicity and Irish travellers (2012)

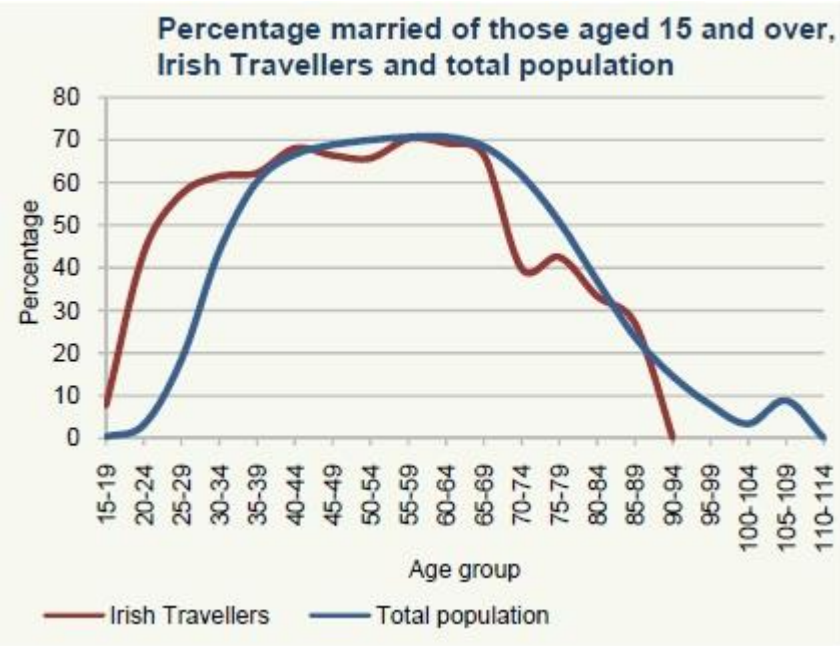
**Table 22 Private households containing Irish Travellers in permanent and temporary housing units, classified by nature of occupancy, number of rooms occupied, central heating, water supply and sewerage facilities**

Household characteristics	Private households			
	Total	Permanent housing units	Temporary housing units	Not stated
<b>Total</b>	<b>7,765</b>	<b>6,579</b>	<b>920</b>	<b>266</b>
<b>Nature of occupancy</b>				
Own with mortgage or loan	586	545	38	3
Own outright	923	621	295	7
Renting	5,956	5,343	477	136
Renting from				
Private landlord	2,257	2,170	34	53
Local Authority	3,317	2,944	301	72
Voluntary/Co-operative housing body	206	177	22	7
Landlord not stated	-	-	-	-
Live here rent free from				
Private landlord	43	21	22	-
Local authority	13	4	9	-
Voluntary housing body	8	4	4	-
Landlord not stated	112	23	85	4
Not stated	300	70	110	120
<b>Number of rooms occupied</b>				
1 room	308	137	164	7
2 rooms	651	449	186	16
3 rooms	1,413	1,231	147	35
4 rooms	1,096	953	127	16
5 rooms	2,037	2,006	-	31
6 rooms	909	898	-	11
7 rooms	256	256	-	-
8 rooms	126	124	-	2
9 rooms	41	40	-	1
10 or more rooms	45	44	-	1
Not stated	883	441	296	146
<b>Central heating</b>				
Oil	2,330	2,192	97	41
Natural gas	2,018	1,821	150	47
Electricity	767	553	195	19
Coal (incl. anthracite)	1,416	1,259	134	23
Peat (incl. turf)	419	387	29	3
Liquid petroleum gas (LPG)	41	12	29	-
Wood (incl. wood pellets)	137	92	43	2
Other	106	46	57	3
No central heating	273	144	123	6
Not stated	258	73	63	122
<b>Type of water supply</b>				
Public mains	6,059	5,446	534	79
Local authority group scheme	711	642	52	17
Private group scheme	75	62	12	1
Other private source	210	162	46	2
No piped water	168	4	160	4
Not stated	542	263	116	163
<b>Type of sewerage facility</b>				
Public scheme	6,064	5,547	446	71
Individual septic tank	582	527	45	10
Individual treatment system	85	76	8	1
Other	122	56	66	-
No sewerage facility	265	14	246	5
Not stated	647	359	109	179

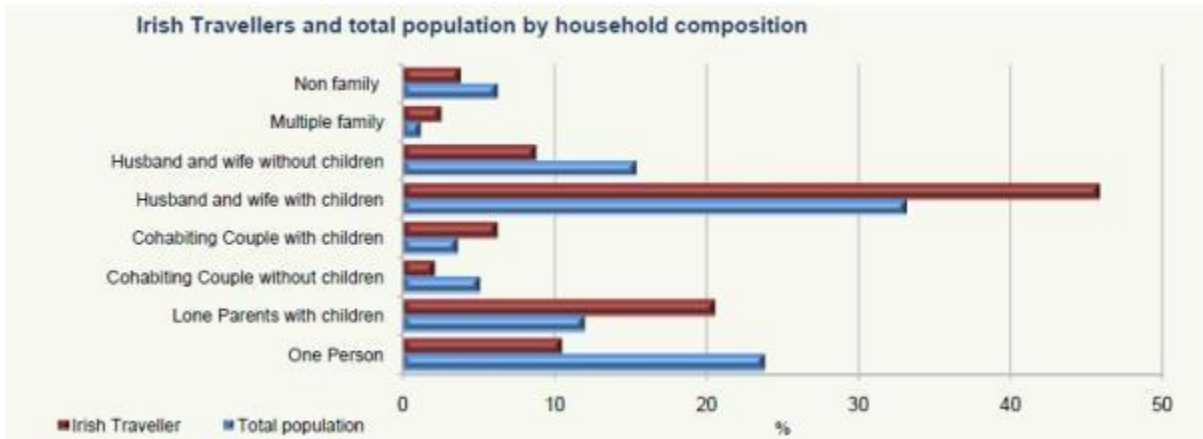
Source: Central Statistics Office, Data on religion, ethnicity and Irish travellers (2012)



Source: Central Statistics Office, Data on religion, ethnicity and Irish travellers (2012)

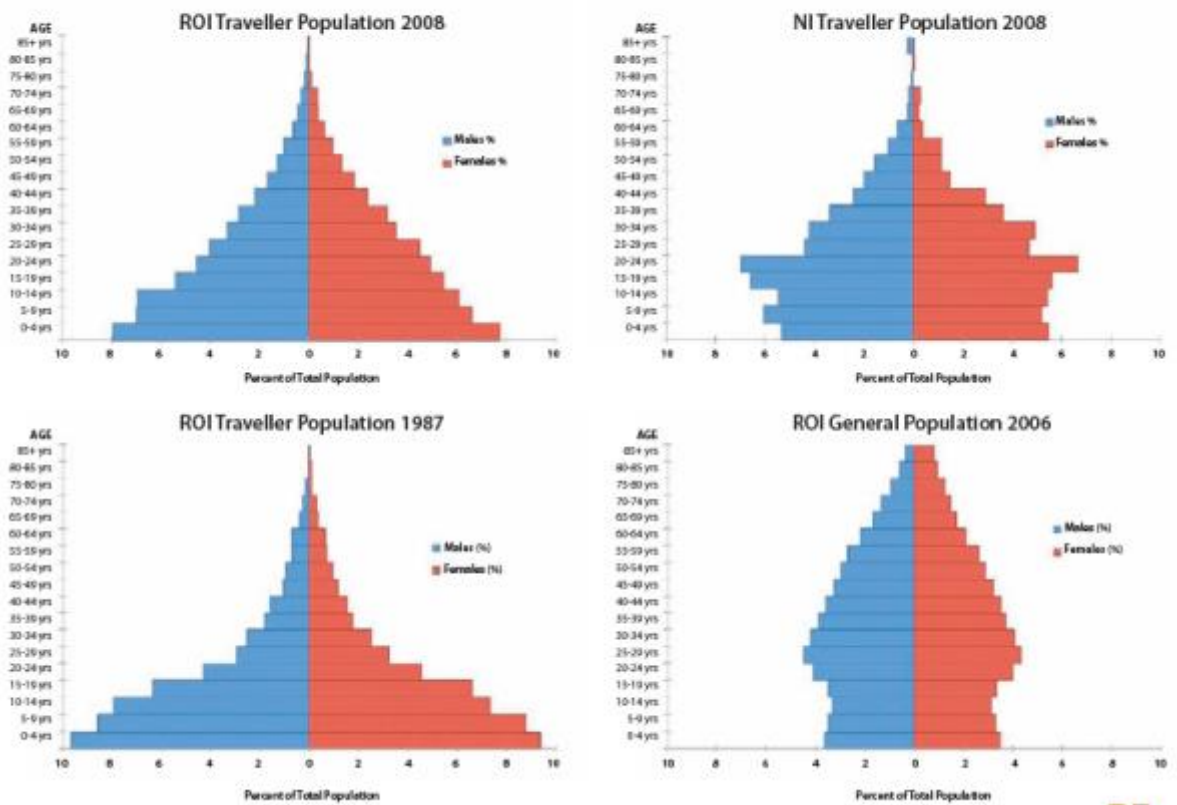


Source: Central Statistics Office, Data on religion, ethnicity and Irish travellers (2012)



Source: Central Statistics Office, Data on religion, ethnicity and Irish travellers (2012)

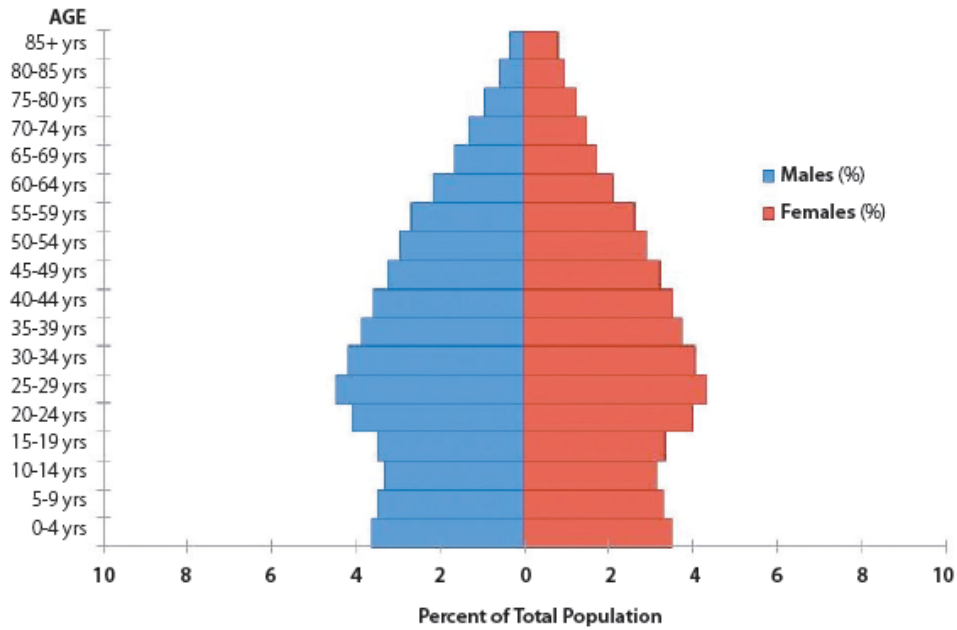
Figure 18: Population pyramids for Travellers (a) in ROI 2008, (b) in NI 2009, (c) in ROI 1987 and for (d) the ROI general population 2006



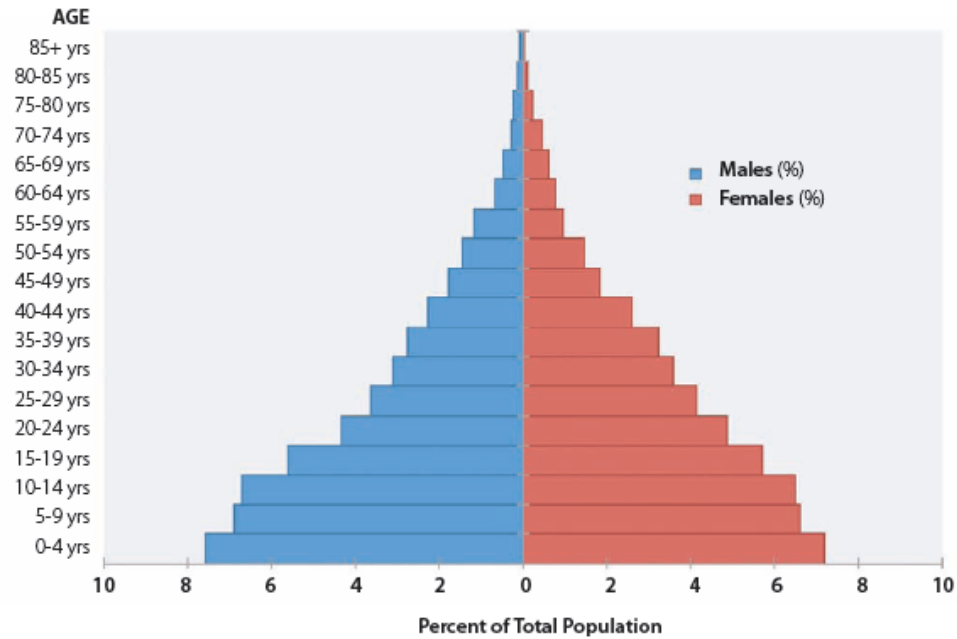
Source: All Ireland Traveller Health Study Team (2010a)



**Figure 2: 2006 Population Pyramid by Age and Sex (Central Statistics Office, 2007a)**

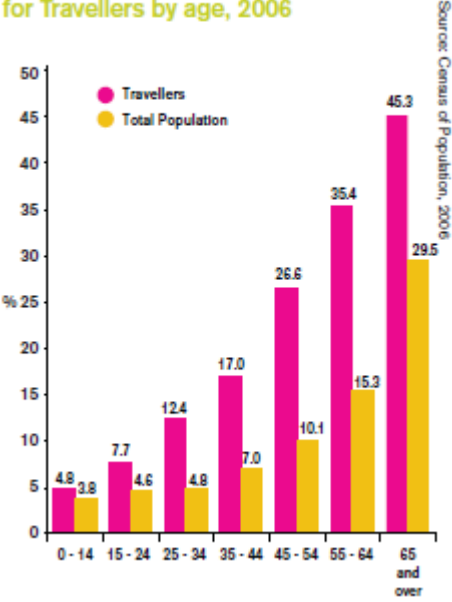


**Figure 3: 2006 Traveller Population Pyramid by Age and Sex (Central Statistics Office, 2007b)**



Source: All Ireland Traveller Health Study Team (2010a)

**Figure 3.10: Percentage with a disability for Travellers by age, 2006**



**Figure 3.1: Distribution of Travellers and total population by age (%) in 2006**

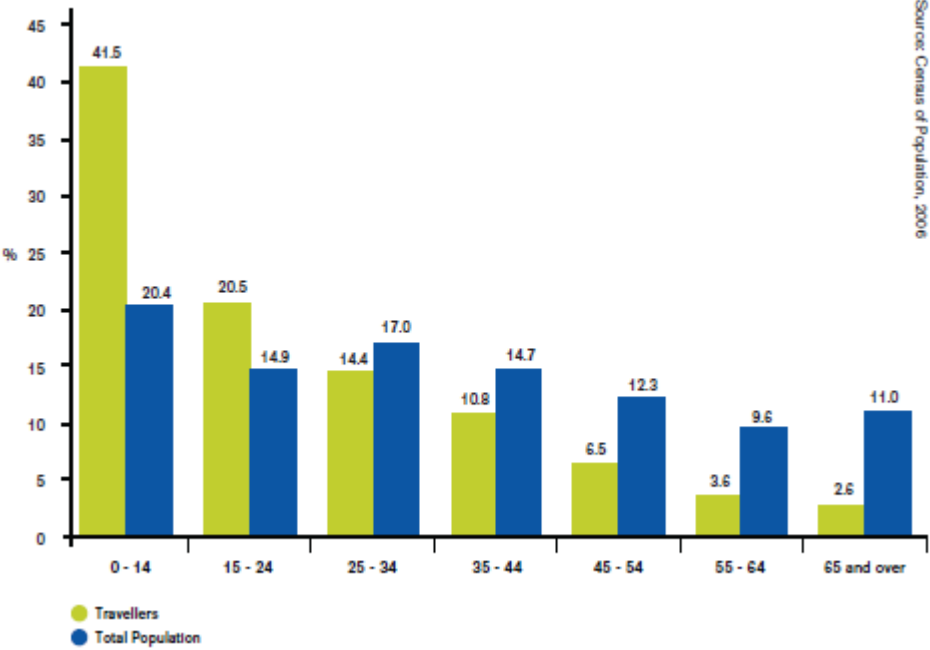
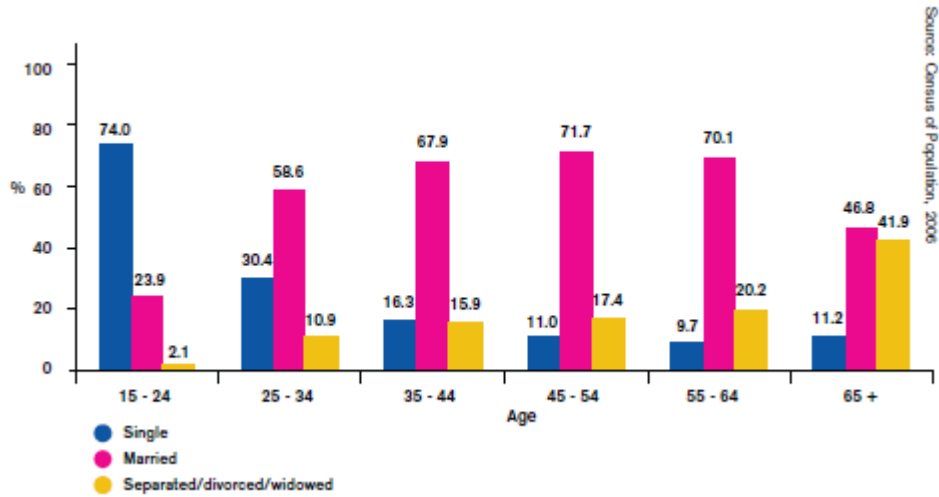


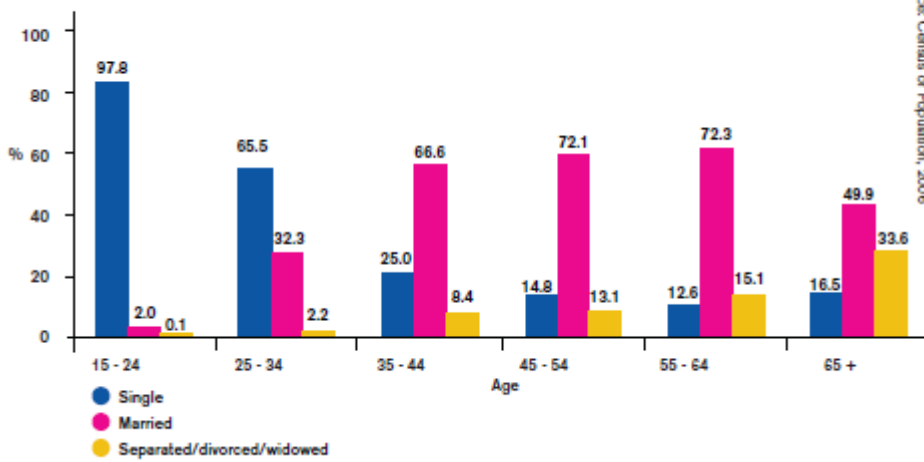
Figure 3.2: Marital status for Travellers aged 15 or over, 2006



Source: Census of Population, 2006

Source: Nolan, B. and Maitre, B. (2008)

Figure 3.3: Marital status for population aged 15 or over, 2006



Source: Census of Population, 2006



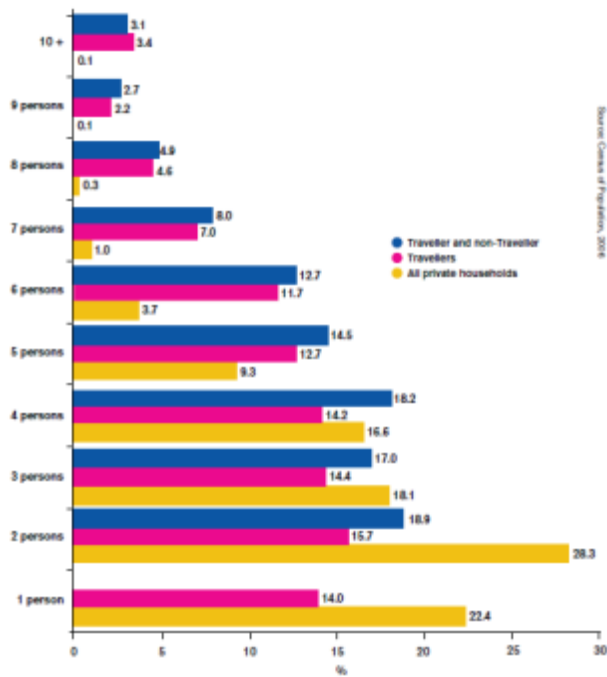
Table 3.1: Travellers by planning region, 2006

	Travellers %	Total Population %
Border	7.7	11.0
Dublin	22.6	28.0
Mid-East	7.8	11.2
Midland	10.7	5.9
Mid-West	11.3	8.5
South-East	11.7	10.9
South-West	8.8	14.6
West	10.5	9.8

Source: Census of Population, 2006

Source: Nolan, B. and Maitre, B. (2008)

Figure 3.4: Households by size, 2006



Source: Nolan, B. and Maitre, B. (2008)

Table 3.2: Households by household composition, 2006

	All private households		Traveller households		Households with Travellers and non-Travellers	
	Number	%	Number	%	Number	%
One person	329,450	22.4	614	14.0	0	
Couple*	289,542	18.3	399	9.1	162	11.1
Couple with children (of any age)	517,331	35.2	1,989	45.5	742	50.7
Lone mother with children (of any age)	130,853	8.9	763	17.5	219	14.9
Lone father with children (of any age)	21,689	1.5	95	2.2	25	1.7
Couple with children (of any age) and other people	31,714	2.1	157	3.6	110	7.5
Lone mother with children (of any age) and other people	13,994	1.0	89	2.0	45	3.1
Lone father with children (of any age) and other people	3,244	0.2	11	0.3	4	0.3
Couple with other people	23,877	1.6	43	1.0	27	1.9
Two or more family units with or without other people	20,257	1.3	77	1.6	49	3.2
Non-family households containing related people	43,426	3.0	118	2.7	38	2.6
Non-family households containing no related people	64,144	4.4	16	0.4	44	3.0
<b>All</b>	<b>1,469,521</b>	<b>100.0</b>	<b>4,371</b>	<b>100.0</b>	<b>1,465</b>	<b>100.0</b>

\* Note "couple" here includes husband and wife, and cohabiting couples.

Source: Nolan, B. and Maitre, B. (2008)

# Education

Table 17 Irish Travellers aged 15 years and over, classified by age at which full-time education ceased, sex and age-group

Age group	Total	Total whose full-time education has ceased	Age education ceased											Total whose full-time education has not ceased	Economic status		
			Under 12 years	12 years	13 years	14 years	15 years	16 years	17 years	18 years	19 years	20 years and over	Not stated		Total at school, university, etc.	Other	
Persons																	
15 - 19 years	3,286	1,343	8	33	72	129	186	260	92	59	9	-	496	1,943	1,576	367	
20 - 24 years	2,780	2,056	40	105	136	209	267	333	135	115	24	25	667	724	188	536	
25 - 29 years	2,369	1,797	50	175	166	212	167	192	59	49	19	35	643	572	60	512	
30 - 34 years	2,005	1,570	71	163	165	181	186	101	34	31	7	23	608	435	42	393	
35 - 39 years	1,668	1,336	83	171	148	153	137	67	20	16	4	21	538	342	28	314	
40 - 44 years	1,527	1,249	53	154	123	159	102	76	18	15	5	20	514	278	13	265	
45 - 49 years	1,131	926	53	123	74	129	71	51	11	17	2	13	362	205	14	191	
50 - 54 years	837	692	48	70	56	85	40	27	8	8	1	8	343	145	8	137	
55 - 59 years	619	493	34	44	24	50	14	9	3	2	-	3	310	128	9	117	
60 - 64 years	453	374	28	40	28	34	7	8	4	2	2	2	219	79	5	74	
65 years and over	734	616	50	46	14	54	19	18	3	5	-	6	403	118	3	115	
<b>Total</b>	<b>17,409</b>	<b>12,442</b>	<b>498</b>	<b>1,144</b>	<b>1,004</b>	<b>1,395</b>	<b>1,215</b>	<b>1,130</b>	<b>385</b>	<b>319</b>	<b>73</b>	<b>156</b>	<b>5,123</b>	<b>4,967</b>	<b>1,946</b>	<b>3,021</b>	
Males																	
15 - 19 years	1,678	700	8	23	37	72	94	132	30	28	4	-	208	978	780	198	
20 - 24 years	1,352	1,004	18	48	71	117	136	163	46	55	9	10	333	348	89	259	
25 - 29 years	1,124	868	24	99	76	112	93	88	20	20	3	15	318	256	15	241	
30 - 34 years	933	720	32	78	74	85	85	47	18	13	3	6	284	213	15	198	
35 - 39 years	782	625	30	71	75	81	65	25	9	10	-	6	253	157	7	150	
40 - 44 years	702	561	27	76	63	80	54	35	8	7	3	3	232	121	2	118	
45 - 49 years	548	453	31	61	38	76	37	19	7	10	-	2	174	95	2	93	
50 - 54 years	407	347	23	36	28	41	18	14	3	6	1	2	175	80	-	80	
55 - 59 years	289	234	13	21	13	23	7	5	3	-	-	1	148	55	1	54	
60 - 64 years	249	201	15	21	17	19	2	6	2	1	2	1	115	48	3	45	
65 years and over	337	288	18	24	3	29	9	7	1	4	-	4	191	49	1	48	
<b>Total</b>	<b>8,401</b>	<b>6,021</b>	<b>233</b>	<b>561</b>	<b>483</b>	<b>735</b>	<b>586</b>	<b>541</b>	<b>153</b>	<b>154</b>	<b>25</b>	<b>50</b>	<b>2,491</b>	<b>2,380</b>	<b>915</b>	<b>1,465</b>	
Females																	
15 - 19 years	1,608	643	2	10	35	57	91	128	56	31	5	-	228	965	796	169	
20 - 24 years	1,428	1,052	24	57	65	92	131	170	89	60	15	15	334	376	99	277	
25 - 29 years	1,245	929	26	76	90	100	104	39	29	16	20	325	316	45	271		
30 - 34 years	1,072	850	39	105	91	96	88	54	16	18	4	17	324	222	27	195	
35 - 39 years	886	701	33	100	71	72	72	32	11	6	4	15	285	185	21	164	
40 - 44 years	823	688	26	75	70	79	58	41	10	8	2	17	282	157	11	145	
45 - 49 years	583	473	22	62	38	53	34	32	4	7	2	11	208	110	12	98	
50 - 54 years	430	345	25	34	28	44	22	13	3	2	-	6	168	85	8	77	
55 - 59 years	330	259	21	23	11	27	7	4	-	2	-	2	162	71	8	83	
60 - 64 years	204	173	13	19	11	15	5	2	2	1	-	1	104	31	2	29	
65 years and over	397	328	34	22	11	25	10	9	2	1	-	2	212	68	2	67	
<b>Total</b>	<b>9,008</b>	<b>6,421</b>	<b>265</b>	<b>583</b>	<b>521</b>	<b>660</b>	<b>630</b>	<b>589</b>	<b>232</b>	<b>165</b>	<b>48</b>	<b>106</b>	<b>2,632</b>	<b>2,587</b>	<b>1,031</b>	<b>1,556</b>	

Census 2011 - Religion, Ethnicity and Irish Travellers

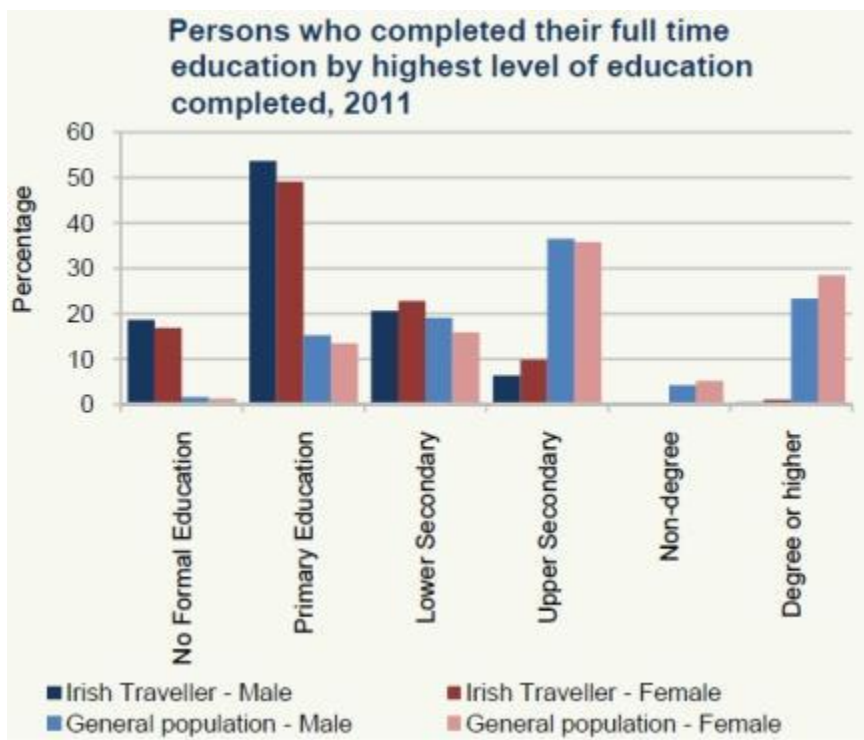
Source: Central Statistics Office, Data on religion, ethnicity and Irish travellers (2012)

**Table 18 Irish Travellers, males and females aged 15 years and over, usually resident and present in the State on census night, classified by highest level of education completed and age group**

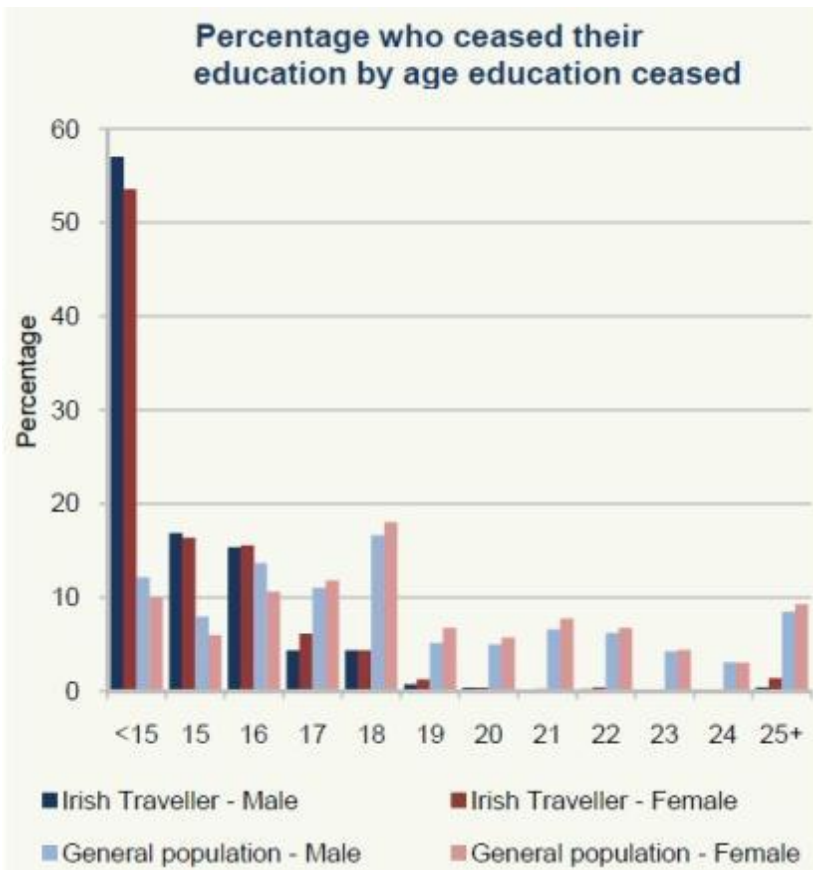
Age group	Total	Total whose full-time education has ceased	Highest level of education completed					Total whose full-time education has not ceased	Economic status	
			Primary (incl. no formal education/training)	Lower secondary	Upper secondary	Third level	Not stated		Total at school, university, etc	Other
<b>Persons</b>										
15 - 19 years	3,279	1,338	507	568	155	2	106	1,941	1,574	367
20 - 24 years	2,772	2,052	907	711	284	12	138	720	186	534
25 - 29 years	2,356	1,785	1,058	415	164	15	133	571	60	511
30 - 34 years	1,999	1,564	1,074	259	104	15	112	435	42	393
35 - 39 years	1,662	1,320	975	155	73	14	103	342	28	314
40 - 44 years	1,528	1,248	864	173	58	23	100	278	13	265
45 - 49 years	1,127	923	698	95	38	16	76	204	14	190
50 - 54 years	835	690	551	50	21	6	62	145	8	137
55 - 59 years	618	492	411	22	12	3	44	126	9	117
60 - 64 years	452	373	315	16	9	2	31	79	5	74
65 years and over	734	616	504	24	17	7	64	118	3	115
<b>Total</b>	<b>17,360</b>	<b>12,401</b>	<b>7,864</b>	<b>2,488</b>	<b>935</b>	<b>115</b>	<b>969</b>	<b>4,959</b>	<b>1,942</b>	<b>3,017</b>
<b>Males</b>										
15 - 19 years	1,675	698	302	289	64	1	62	977	779	198
20 - 24 years	1,346	1,001	466	334	105	5	71	345	87	258
25 - 29 years	1,117	862	547	184	58	4	69	255	15	240
30 - 34 years	929	716	523	106	38	5	44	213	15	198
35 - 39 years	780	623	482	63	26	4	48	157	7	150
40 - 44 years	702	581	433	76	10	7	49	121	2	119
45 - 49 years	548	451	365	44	12	4	45	95	2	93
50 - 54 years	406	346	270	28	9	3	36	60	-	60
55 - 59 years	289	234	191	13	6	1	23	55	1	54
60 - 64 years	248	200	174	8	6	-	12	48	3	45
65 years and over	337	288	235	11	9	5	28	49	1	48
<b>Total</b>	<b>8,375</b>	<b>6,000</b>	<b>3,989</b>	<b>1,136</b>	<b>349</b>	<b>39</b>	<b>487</b>	<b>2,375</b>	<b>912</b>	<b>1,463</b>
<b>Females</b>										
15 - 19 years	1,604	640	205	299	91	1	44	964	795	169
20 - 24 years	1,426	1,051	421	377	179	7	67	375	99	276
25 - 29 years	1,239	923	511	231	106	11	64	316	45	271
30 - 34 years	1,070	848	551	153	66	10	68	222	27	195
35 - 39 years	882	697	493	92	47	10	55	185	21	164
40 - 44 years	824	667	461	97	42	16	51	157	11	146
45 - 49 years	581	472	352	51	26	12	31	109	12	97
50 - 54 years	429	344	281	22	12	3	26	85	8	77
55 - 59 years	329	258	220	9	6	2	21	71	8	63
60 - 64 years	204	173	141	8	3	2	19	31	2	29
65 years and over	397	328	269	13	8	2	36	69	2	67
<b>Total</b>	<b>8,985</b>	<b>6,401</b>	<b>3,905</b>	<b>1,352</b>	<b>586</b>	<b>76</b>	<b>482</b>	<b>2,584</b>	<b>1,030</b>	<b>1,554</b>

Census 2011 - Religion, Ethnicity and Irish Travellers

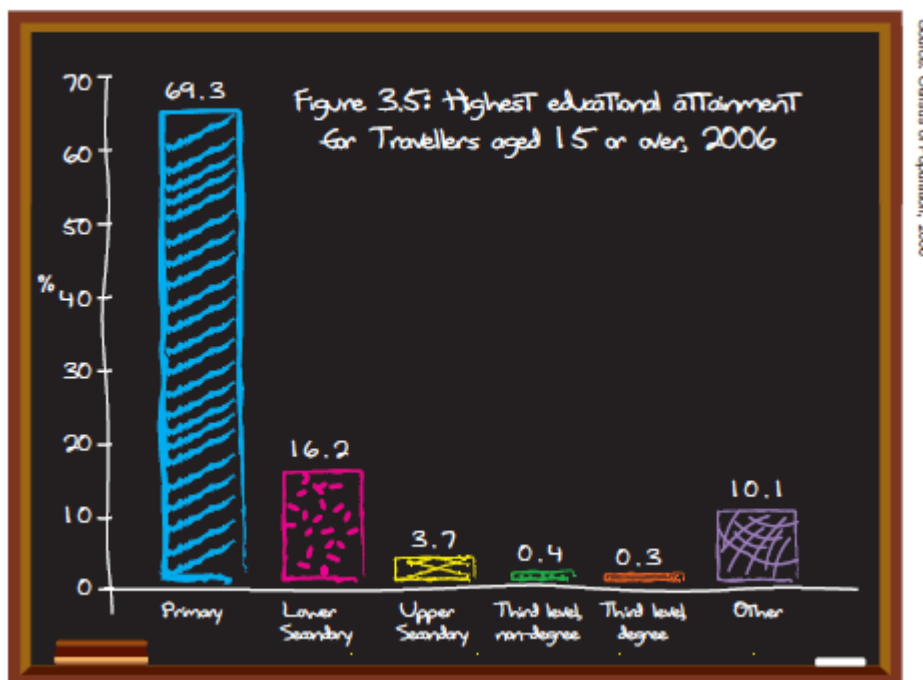
Source: Central Statistics Office, Data on religion, ethnicity and Irish travellers (2012)



Source: Central Statistics Office, Data on religion, ethnicity and Irish travellers (2012)



Source: Central Statistics Office, Data on religion, ethnicity and Irish travellers (2012)



Source: Nolan, B. and Maitre, B. (2008)

**Participation of Travellers in post-primary education, 2002/03–2004/05**

School year	First	Second	Third	Transition	Fifth	Sixth	Post-Leaving	Total	
	Year	Year	Year	Year	Year	Year	Year	Cert	
2002/03	650	482		272	26	102	62	14	1,608
2003/04	626	527		341	44	113	63	15	1,729
2004/05	671	556		357	44	145	72	13	1,858

*Source: National Education Officer for Travellers: Data from annual survey 2004/05.*

**Highest level of education attained by Travellers and Total Population 2006**

	% of people 25 years or older			Total No.
	Primary only or less	Secondary only	Third level or higher	
Traveller	83.6	15.5	0.9	6,300
Total Population	20.3	48.9	30.8	2,465,700

*Source: Ireland, Central Statistics Office (2007)*

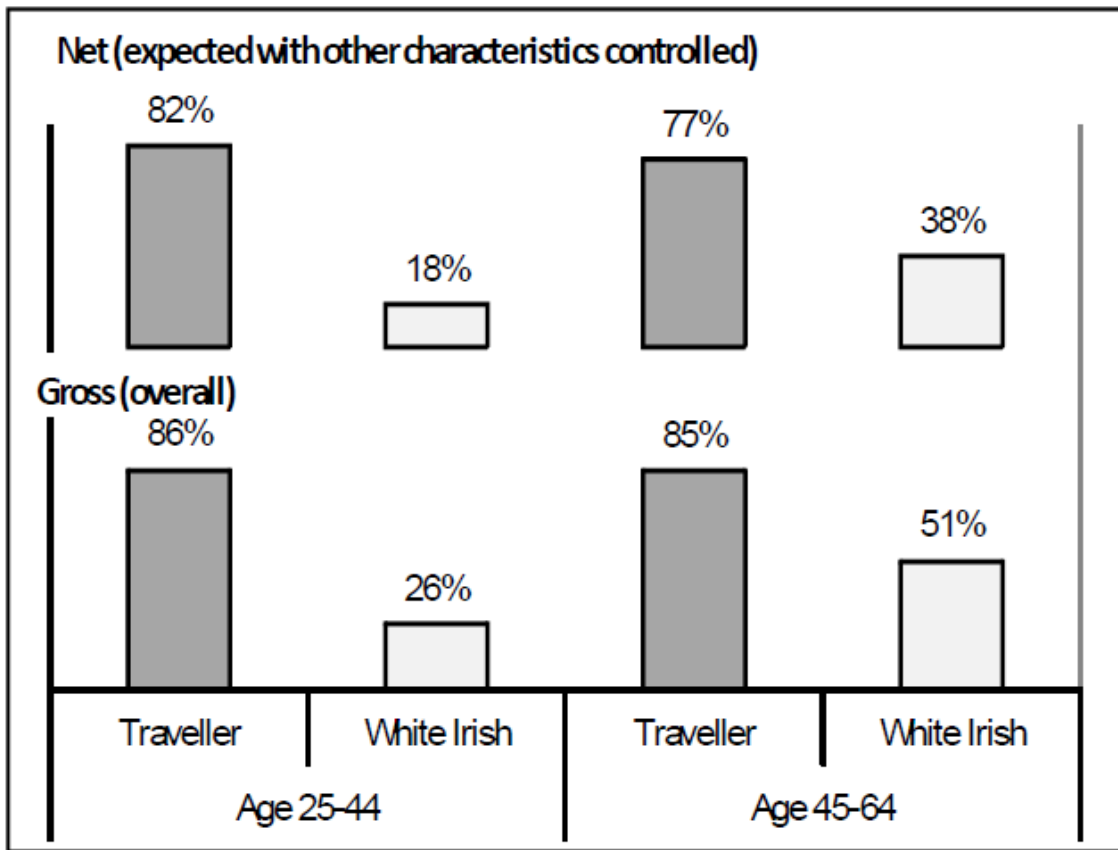
**Third level education of Irish Travellers by Sex, 2006**

Category	% of cohort	
	Irish Travellers	Population
Male	0.6	27.7
Female	1.1	33.2
Total	0.8	30.5

*Source: Ireland, Central Statistics Office (2007)*



Figure 6.2: Gross and net risk of low education among Irish Travellers and other white Irish adults by age group



Source: Census 2006, special analysis.

Note: Gross figures are overall for the group. Net figures are those for Catholic men with children, with no disability, living in Dublin and who are in the first five-year age group in each band (i.e. 25–29 for the younger age group and 45–49 for the older age group).

Source: Watson, D. et al (2011)

## Housing

Census 2011 – Religion, Ethnicity and Irish Travellers

**Table 13 Irish Travellers living in private households in each province, county and city, classified by household type**

Province, county and city	Total private households	Total Irish Travellers			
		Total	Permanent housing units	Temporary housing units	Not stated
Leinster	3,945	14,303	12,085	1,733	485
Carlow	116	411	375	6	30
Dublin	1,492	5,588	4,418	634	234
of which					
Dublin City	498	1,702	1,337	281	84
Dún Laoghaire-Rathdown	105	383	321	51	11
Fingal	371	1,325	985	288	82
South Dublin	517	2,175	1,775	314	87
Kildare	211	640	762	71	13
Kilkenny	126	472	371	97	4
Laois	160	647	605	29	13
Longford	198	738	680	25	33
Louth	228	631	596	25	10
Meath	263	948	838	98	12
Offaly	267	1,008	796	183	29
Westmeath	236	839	722	95	22
Wexford	397	1,479	1,320	109	50
Wicklow	211	698	602	61	35
Munster	1,890	6,374	4,991	1,125	258
Clare	203	642	789	23	30
Cork	581	1,785	1,424	294	47
of which					
Cork City	216	724	499	212	13
Cork County	365	1,041	925	82	34
Kerry	247	831	731	63	37
Limerick	441	1,409	947	422	40
of which					
Limerick City	105	348	97	241	10
Limerick County	336	1,061	850	181	30
North Tipperary	164	582	483	77	22
South Tipperary	128	542	345	156	41
Waterford	126	403	272	90	41
of which					
Waterford City	82	255	162	64	29
Waterford County	44	148	110	26	12
Connacht	1,523	6,485	5,603	574	278
Galway	963	4,070	3,570	342	158
of which					
Galway City	390	1,643	1,465	99	79
Galway County	573	2,427	2,105	243	79
Leitrim	62	263	205	50	8
Mayo	327	1,366	1,257	50	59
Roscommon	84	342	308	11	23
Sligo	87	414	263	121	30
Ulster (part of)	407	1,366	1,288	55	23
Cavan	128	414	402	8	4
Donegal	198	707	645	46	18
Monaghan	81	245	241	1	3
State	7,765	26,498	23,967	3,487	1,044

Source: Central Statistics Office, Data on religion, ethnicity and Irish travellers (2012)

**Table 16 Private households containing Irish Travellers, classified by size and composition**

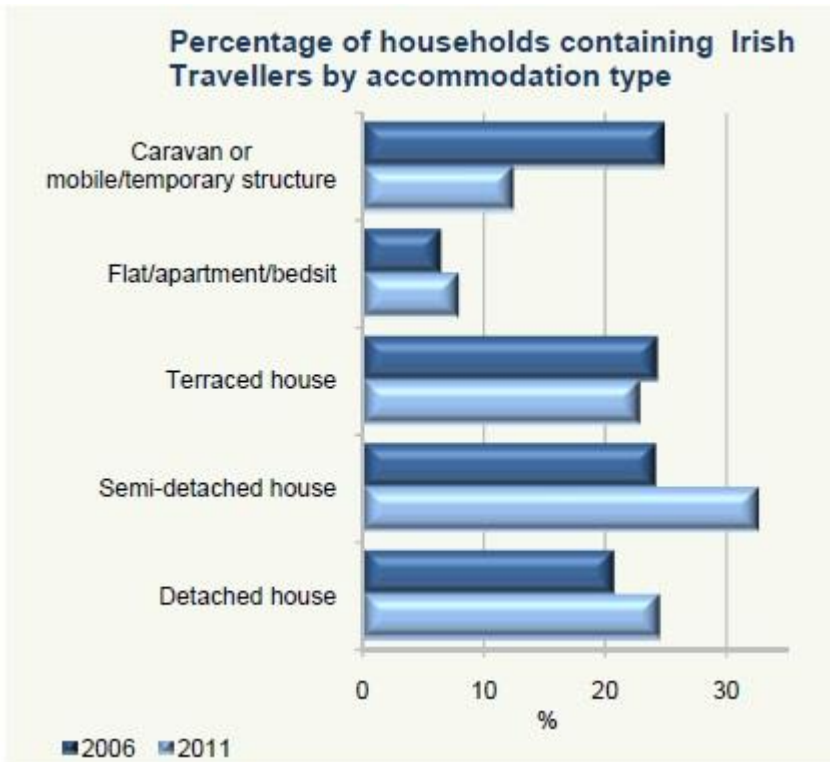
Composition of private households	Total private households	Number of persons in household												Total persons	
		1	2	3	4	5	6	7	8	9	10	11	12 or more		
		Number of private households													
One person	811	811	-	-	-	-	-	-	-	-	-	-	-	-	811
Husband and wife	575	-	575	-	-	-	-	-	-	-	-	-	-	-	1,150
Cohabiting couple	138	-	138	-	-	-	-	-	-	-	-	-	-	-	276
Husband and wife with children (of any age)	3,231	-	-	596	676	657	532	369	179	100	59	41	20	17,182	
Cohabiting couple with children (of any age)	436	-	-	131	113	80	43	43	13	6	-	5	2	2,041	
Lone mother with children (of any age)	1,243	-	347	300	273	148	95	39	27	9	2	2	1	4,620	
Lone father with children (of any age)	132	-	67	24	13	15	5	6	1	1	-	-	-	422	
Husband and wife with other persons	101	-	-	60	21	9	7	3	-	1	-	-	-	381	
Cohabiting couple with other persons	22	-	-	13	7	1	-	1	-	-	-	-	-	79	
Husband and wife with children (of any age) and other persons	334	-	-	-	47	66	71	58	42	25	12	6	7	2,184	
Cohabiting couple with children (of any age) and other persons	42	-	-	-	9	12	6	6	2	2	2	2	1	263	
Lone mother with children (of any age) and other persons	596	-	-	69	31	38	20	13	8	4	3	1	2	873	
Lone father with children (of any age) and other persons	34	-	-	11	9	6	4	1	-	2	-	1	-	159	
Two family units with or without other persons	173	-	-	-	35	36	30	34	12	13	4	2	7	1,102	
Three or more family units with or without other persons	20	-	-	-	-	-	2	3	2	2	5	-	6	197	
Non-family households containing related persons	190	-	122	37	13	11	3	2	1	-	1	-	-	512	
Non-family households not containing related persons	97	-	44	20	14	7	8	1	1	-	2	-	-	322	
<b>Total private households</b>	<b>7,765</b>	<b>811</b>	<b>1,293</b>	<b>1,261</b>	<b>1,263</b>	<b>1,086</b>	<b>826</b>	<b>579</b>	<b>285</b>	<b>165</b>	<b>90</b>	<b>60</b>	<b>46</b>	<b>32,574</b>	

Census 2011 – Religion, Ethnicity and Irish Travellers

Source: Central Statistics Office, Data on religion, ethnicity and Irish travellers (2012)

Accommodation type of households containing Irish Travellers, 2006 and 2011		
Accommodation type	2006	2011
Detached house	1,133	1,837
Semi-detached house	1,322	2,448
Terraced house	1,329	1,714
Flat / apartment / bedsit	342	580
Caravan or other mobile or temporary structure	1,355	920
Not stated	349	266
<b>Total number of households containing Irish Travellers</b>	<b>5,830</b>	<b>7,765</b>

Source: Central Statistics Office, Data on religion, ethnicity and Irish travellers (2012)



*Source: Central Statistics Office, Data on religion, ethnicity and Irish travellers (2012)*

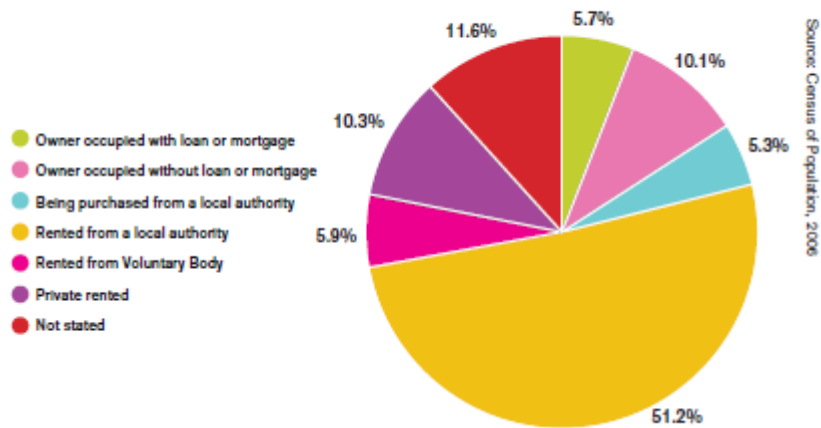
**Nature of occupancy of Irish Traveller accommodation in 2006 and 2011**

Nature of Occupancy	2006	2011
Own with mortgage or loan	771	586
Own outright	975	923
Rented from a private landlord	425	2,257
Rented from a Local Authority	2,433	3,317
Rented from a Voluntary Housing Body	287	206
Living rent free	152	176
Nature of occupancy not stated	787	300
Total number of households containing Irish Travellers	5,830	7,765

*Source: Central Statistics Office, Data on religion, ethnicity and Irish travellers (2012)*



Figure 3.11: Traveller households in permanent housing units by tenure type, 2006



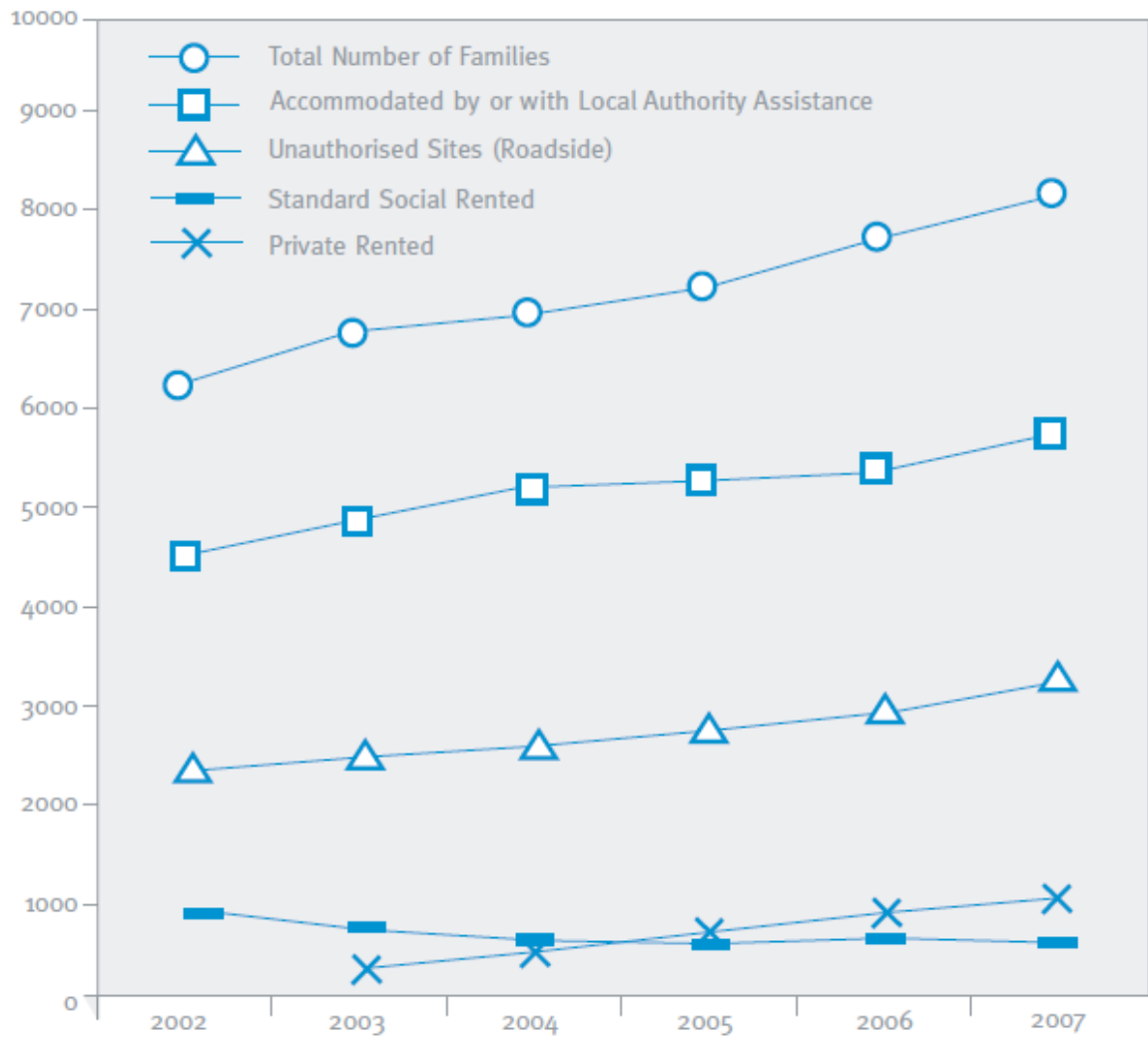
Source: Nolan, B. and Maitre, B. (2008)

Total Traveller Families Recorded as Accommodated from 2004-2008					
Accommodated by or with Local Authority Assistance	2004	2005	2006	2007	2008
Halting sites	1,321	1,203	1,131	1,140	1,035
Group Housing Scheme	582	606	642	677	691
<b>Total Traveller Specific Accommodation</b>	<b>1,903</b>	<b>1,809</b>	<b>1,773</b>	<b>1,817</b>	<b>1,726</b>
Standard Housing	2,753	2,878	2,941	3,071	3,211
Private Rented	376	403	433	444	444
Voluntary Bodies	74	87	104	104	119
<b>Total Non-Traveller Specific Accommodation</b>	<b>3,203</b>	<b>3,368</b>	<b>3,478</b>	<b>3,619</b>	<b>3,774</b>
<b>Total Traveller Families Accommodated with Local Authority Assistance</b>	<b>5,106</b>	<b>5,177</b>	<b>5,251</b>	<b>5,436</b>	<b>5,500</b>
<b>Accommodated without Local Authority Assistance</b>					
Unauthorised sites	601	589	629	594	524
Own resources	464	478	485	489	513
Private Rented	486	696	935	1,143	1,516
Sharing Housing	335	326	391	437	345
<b>Total Number of Families Accommodated without Local Authority Assistance</b>	<b>1,886</b>	<b>2,089</b>	<b>2,440</b>	<b>2,663</b>	<b>2,898</b>
<b>Total Number of Traveller Families</b>	<b>6,991</b>	<b>7,266</b>	<b>7,691</b>	<b>8,099</b>	<b>8,398</b>

Source: The Annual Count (Prepared by the DoEHLG, 2009)

Source: Coates, D. et al. (2008)

**Figure 1 Breakdown of Traveller Family Accommodation, 2002-2007**



Source: The Annual Count of Traveller Families (DoEHLG, various years)

Source: Coates, D. et al. (2008)

## Traveller Families Accommodated as a Percentage of the target set in the Local Traveller Accommodation Programme

Local Authority	2005 %	2006 %
<b>County Councils</b>		
Carlow	60.0	160.0
Cavan	58.0	100.0
Clare	73.0	61.3
Cork	53.4	42.2
Donegal	115.4	100.0
Dún Laoghaire-Rathdown	64.0	73.0
Fingal	25.0	78.3
Galway	245.0	59.0
Kerry	58.0	143.0
Kildare	100.0	80.0
Kilkenny	25.0	200.0
Laois	188.9	171.4
Leitrim	100.0	100.0
Limerick	78.0	166.0
Longford	125.0	133.3
Louth	98.0	80.4
Mayo	72.4	88.9
Meath	175.0	99.9
Monaghan	150.0	150.0
North Tipperary	100.0	41.0
Offaly	30.0	106.0
Roscommon	75.0	13.0
Sligo	23.1	33.3
South Dublin	87.8	106.8
South Tipperary	120.0	20.0
Waterford	90.0	100.0
Westmeath	30.0	166.0
Wexford	70.0	122.0
Wicklow	82.9	73.0
<b>City Councils</b>		
Cork	85.7	57.1
Dublin	27.4	93.0
Galway	110.0	73.3
Limerick	100.0	0.0
Waterford	20.0	80.0

Source: Local Government Management Services Board (2006, 2007)

Source: Coates, D. et al. (2008)



## Employment

**Table 19 Irish Travellers, males and females aged 15 years and over, classified by principal economic status, 2002 to 2011**

Principal Economic Status	2002	2006	2011
<b>Persons</b>			
In labour force			
At work	2,257	1,815	1,562
Unemployed			
Looking for first regular job	823	802	822
Unemployed having lost or given up previous job	4,321	4,603	7,589
Total in labour force	7,401	7,220	9,973
Not in labour force			
Student	1,144	1,217	1,946
Looking after home/family	3,210	2,923	3,132
Retired	519	380	459
Unable to work due to permanent sickness or disability	1,023	1,166	1,654
Other	383	228	245
Total not in labour force	6,279	5,914	7,436
Total aged 15 years and over	13,680	13,134	17,409
<b>Males</b>			
In labour force			
At work	1,264	1,059	782
Unemployed			
Looking for first regular job	518	510	507
Unemployed having lost or given up previous job	2,969	2,894	4,540
Total in labour force	4,751	4,463	5,829
Not in labour force			
Student	502	499	915
Looking after home/family	172	179	183
Retired	335	231	267
Unable to work due to permanent sickness or disability	620	759	1,031
Other	240	145	176
Total not in labour force	1,869	1,813	2,572
Total aged 15 years and over	6,620	6,276	8,401
<b>Females</b>			
In labour force			
At work	993	756	780
Unemployed			
Looking for first regular job	305	292	315
Unemployed having lost or given up previous job	1,352	1,709	3,049
Total in labour force	2,650	2,757	4,144
Not in labour force			
Student	642	718	1,031
Looking after home/family	3,038	2,744	2,949
Retired	184	149	192
Unable to work due to permanent sickness or disability	403	407	623
Other	143	83	69
Total not in labour force	4,410	4,101	4,864
Total aged 15 years and over	7,060	6,858	9,008

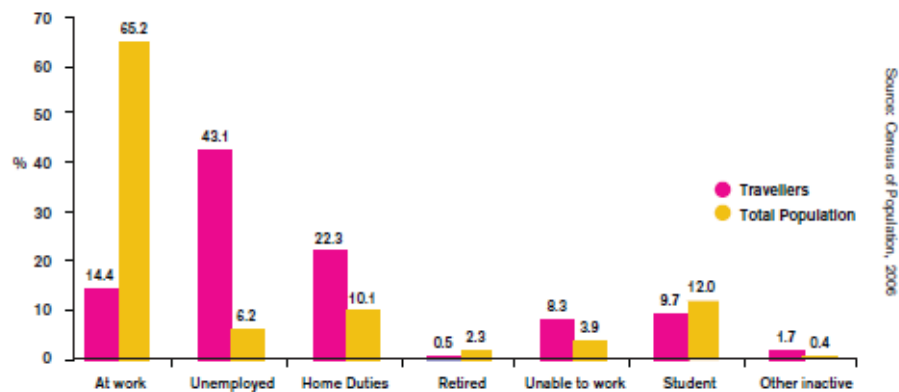
*Source: Central Statistics Office, Data on religion, ethnicity and Irish travellers (2012)*

**Table 20 Irish Travellers aged 15 years and over, classified by principal economic status, sex and age group**

Age group	Total	Principal economic status							
		At work	Looking for first regular job	Unemployed having lost or given up previous job	Student	Looking after home/family	Retired	Unable to work due to permanent sickness or disability	Other
<b>Persons</b>									
15 - 24 years	6,066	353	557	2,612	1,764	474	3	199	104
25 - 34 years	4,374	436	157	2,225	102	1,058	4	327	67
35 - 44 years	3,195	403	61	1,453	41	639	7	359	32
45 - 54 years	1,968	244	39	853	22	429	16	341	24
55 - 64 years	1,072	114	8	389	14	200	43	296	8
65 years and over	734	12	-	59	3	132	386	132	10
<b>Total</b>	<b>17,409</b>	<b>1,562</b>	<b>822</b>	<b>7,589</b>	<b>1,946</b>	<b>3,132</b>	<b>459</b>	<b>1,654</b>	<b>245</b>
<b>Males</b>									
15 - 24 years	3,030	196	328	1,409	869	25	3	129	81
25 - 34 years	2,057	214	106	1,380	30	50	4	217	56
35 - 44 years	1,484	187	45	925	9	60	6	230	22
45 - 54 years	955	123	22	542	2	27	8	220	11
55 - 64 years	538	63	6	251	4	13	23	176	2
65 years and over	337	9	-	33	1	8	223	59	4
<b>Total</b>	<b>8,401</b>	<b>782</b>	<b>507</b>	<b>4,540</b>	<b>915</b>	<b>183</b>	<b>267</b>	<b>1,031</b>	<b>176</b>
<b>Females</b>									
15 - 24 years	3,036	967	229	1,203	895	449	-	70	23
25 - 34 years	2,317	222	51	843	72	1,008	-	110	11
35 - 44 years	1,711	216	16	528	32	779	1	129	10
45 - 54 years	1,013	121	17	311	20	402	8	121	13
55 - 64 years	534	51	2	138	10	187	20	120	6
65 years and over	397	3	-	26	2	124	163	73	6
<b>Total</b>	<b>9,008</b>	<b>780</b>	<b>315</b>	<b>3,049</b>	<b>1,031</b>	<b>2,949</b>	<b>192</b>	<b>623</b>	<b>69</b>

Source: Central Statistics Office, Data on religion, ethnicity and Irish travellers (2012)

**Figure 3.6: Labour force status for Travellers versus total population, age 15-64, 2006**



Source: Nolan, B. and Maitre, B. (2008)

Figure 3.7: Percentage at work for Travellers versus total population, age 15-64, 2006

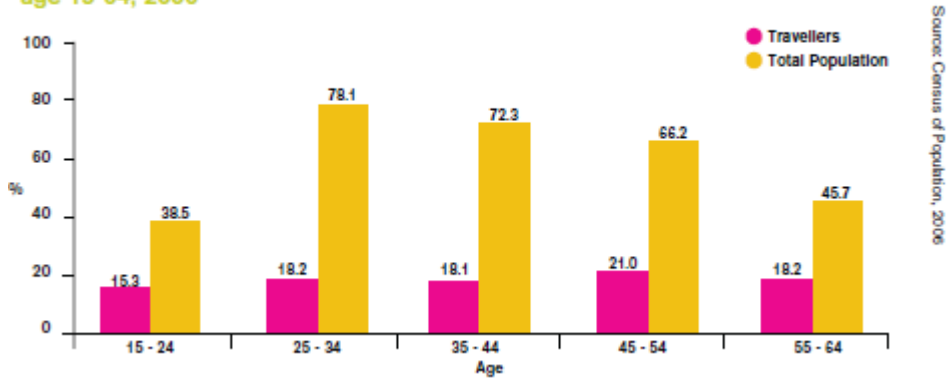
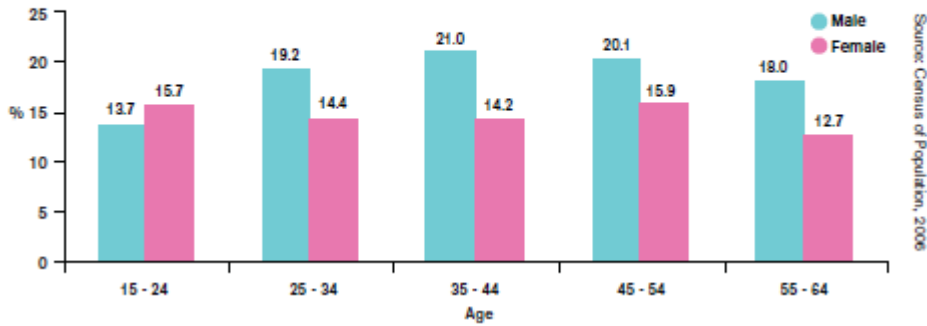
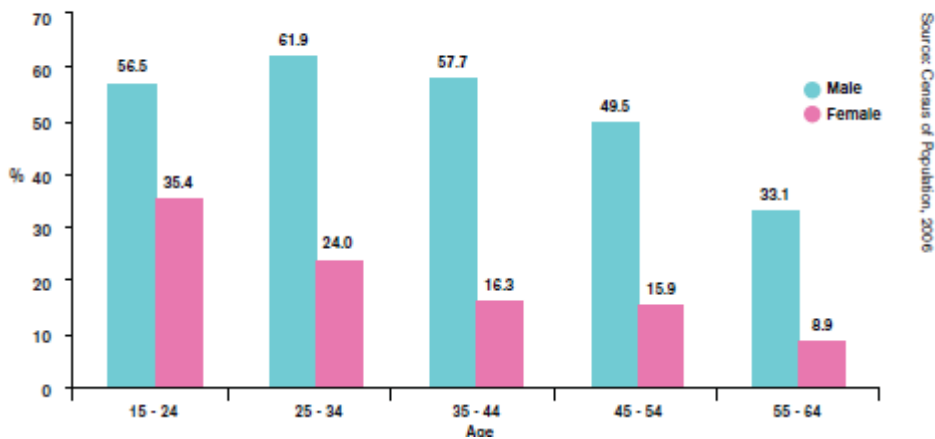


Figure 3.8: Percentage at work for male versus female Travellers, age 15-64, 2006



Source: Nolan, B. and Maitre, B. (2008)

Figure 3.9: Percentage unemployed for male versus female Travellers, age 15-64, 2006



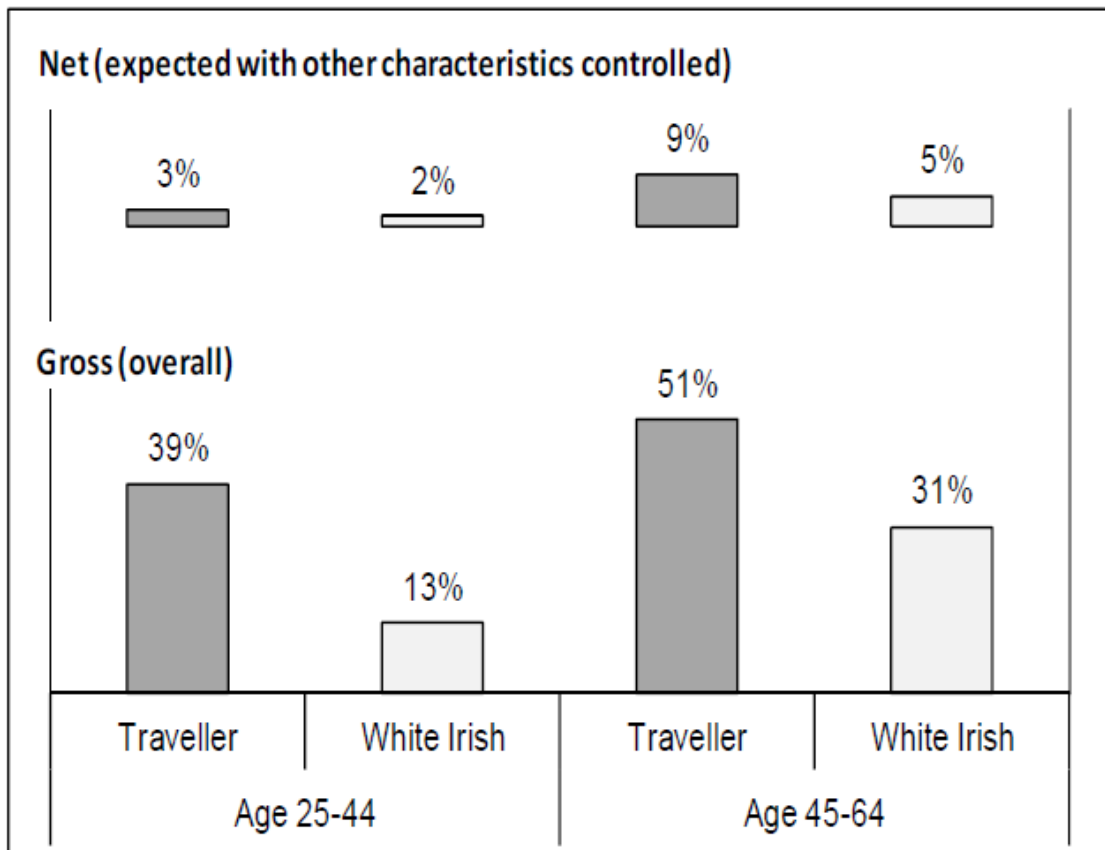
Source: Nolan, B. and Maitre, B. (2008)

**Employment of Irish Travellers by age group, 2006**  
**% of cohort**

Age group	Irish Travellers			Total Population		
	Male	Female	Total No.	Male	Female	Total No.
15-24	13.7	10.0	11.8	43.5	35.5	39.5
25-44	20.0	12.1	15.8	87.0	70.4	78.8
45-64	19.3	12.9	16.1	74.7	51.2	63.0
65 & over	2.2	1.5	1.9	12.0	3.5	7.2
<b>Total</b>	<b>16.9</b>	<b>11.0</b>	<b>13.8</b>	<b>66.0</b>	<b>48.5</b>	<b>57.2</b>
<b>Total at work (000)</b>	<b>1.1</b>	<b>0.8</b>	<b>1.8</b>	<b>1,107.2</b>	<b>822.8</b>	<b>1,930.0</b>

*Source: Ireland, Central Statistics Office (2007)*

**Figure 6.3: Gross and net risk of being outside the labour market among Irish Travellers and other white Irish adults by age group**

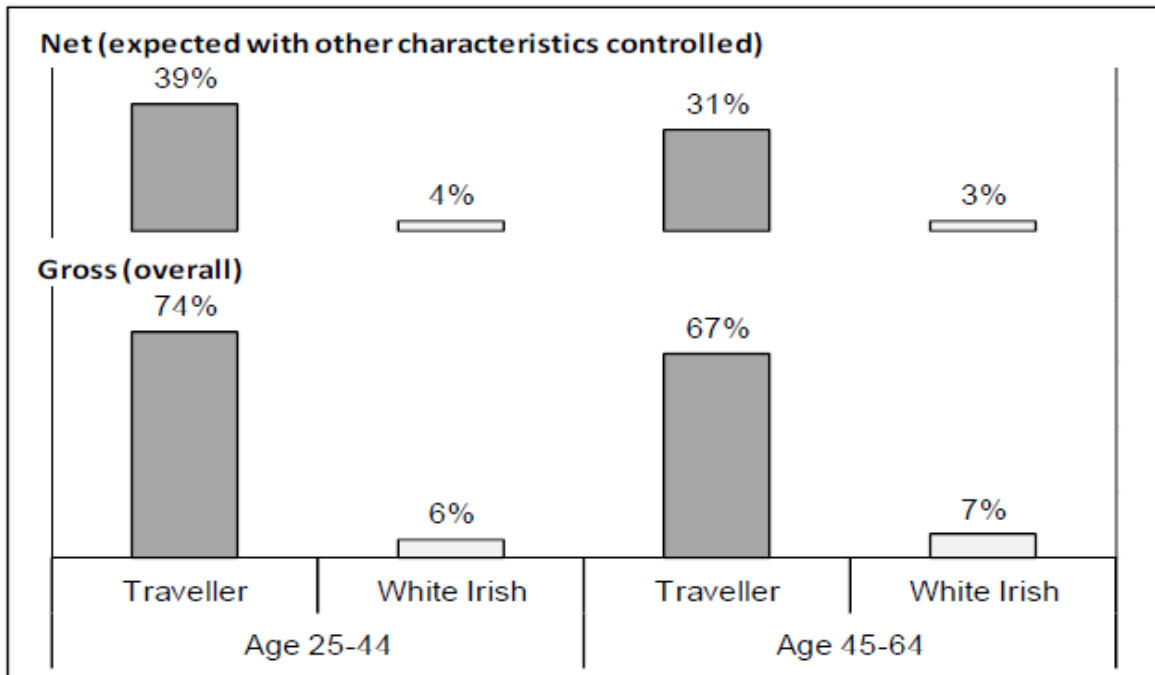


Source: Census 2006, special analysis.

Note: Gross figures are overall for the group. Net figures are those for Catholic men with children, with full second-level education, with no disability, living in Dublin and who are in the first five-year age group in each band (i.e. 25–29 for the younger age group and 45–49 for the older age group).

*Source: Watson, D. et al (2011)*

**Figure 6.4: Gross and net risk of unemployment among Irish Travellers and other white Irish adults by age group**

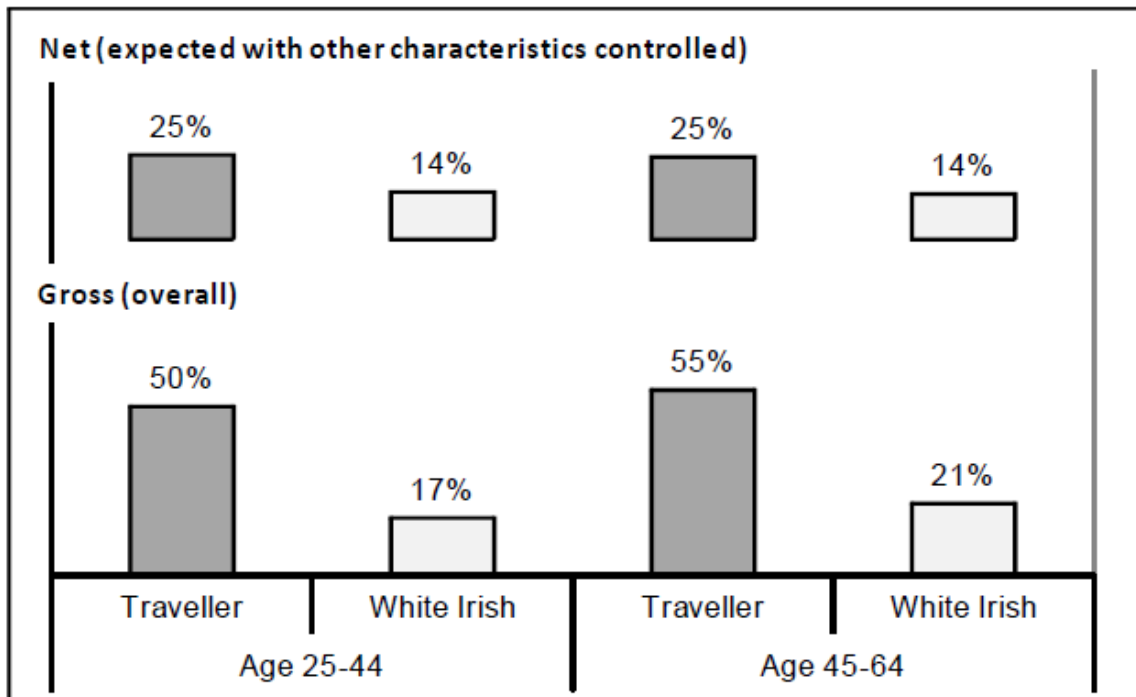


Source: Census 2006, special analysis.

Note: Gross figures are overall for the group. Net figures are those for Catholic men with children, with full second-level education, with no disability, living in Dublin and who are in the first five-year age group in each band (i.e. 25–29 for the younger age group and 45–49 for the older age group).

Source: *Watson, D. et al (2011)*

**Figure 6.5: Gross and net risk of being in the lower manual social class for Irish Travellers and other white Irish adults by age group**

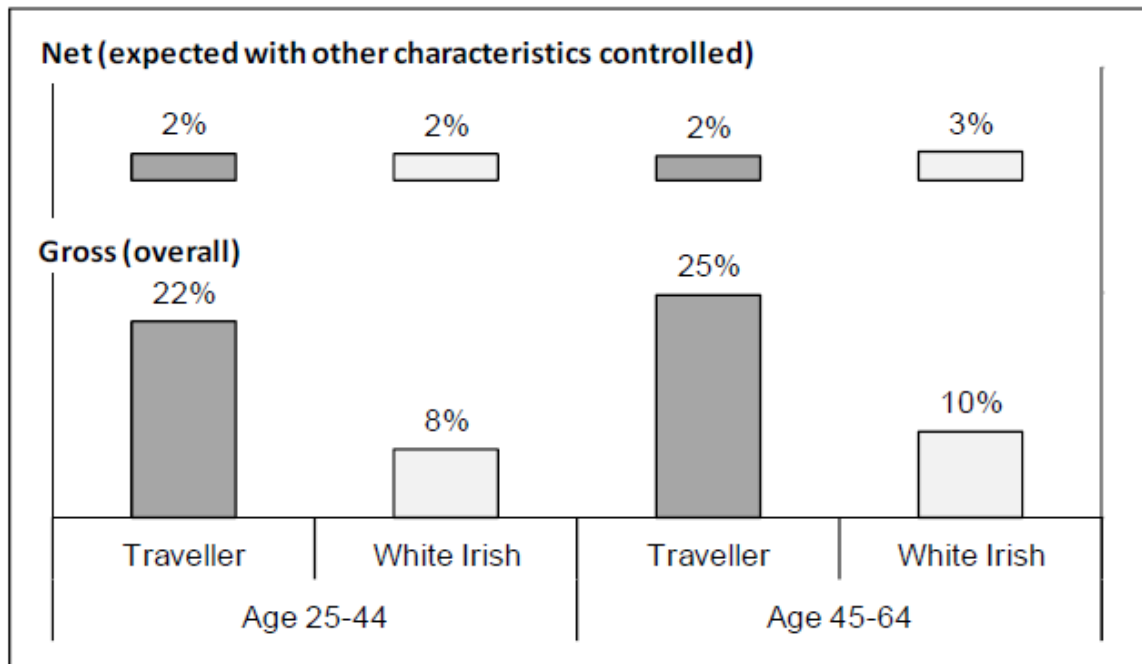


Source: Census 2006, special analysis.

Note: Gross figures are overall for the group. Net figures are those for Catholic men with children, with full second-level education, with no disability, living in Dublin and who are in the first five-year age group in each band (i.e. 25–29 for the younger age group and 45–49 for the older age group).

Source: *Watson, D. et al (2011)*

**Figure 6.6: Gross and net risk of lacking access to a car among Irish Travellers and other white Irish adults by age group**



Source: Census 2006, special analysis.

Note: Gross figures are overall for the group. Net figures are those for Catholic men with children, with full second-level education, with no disability, working in skilled manual occupation, living in Dublin and who are in the first five-year age group in each band (i.e. 25–29 for the younger age group and 45–49 for the older age group).

*Source: Watson, D. et al (2011)*

## Health

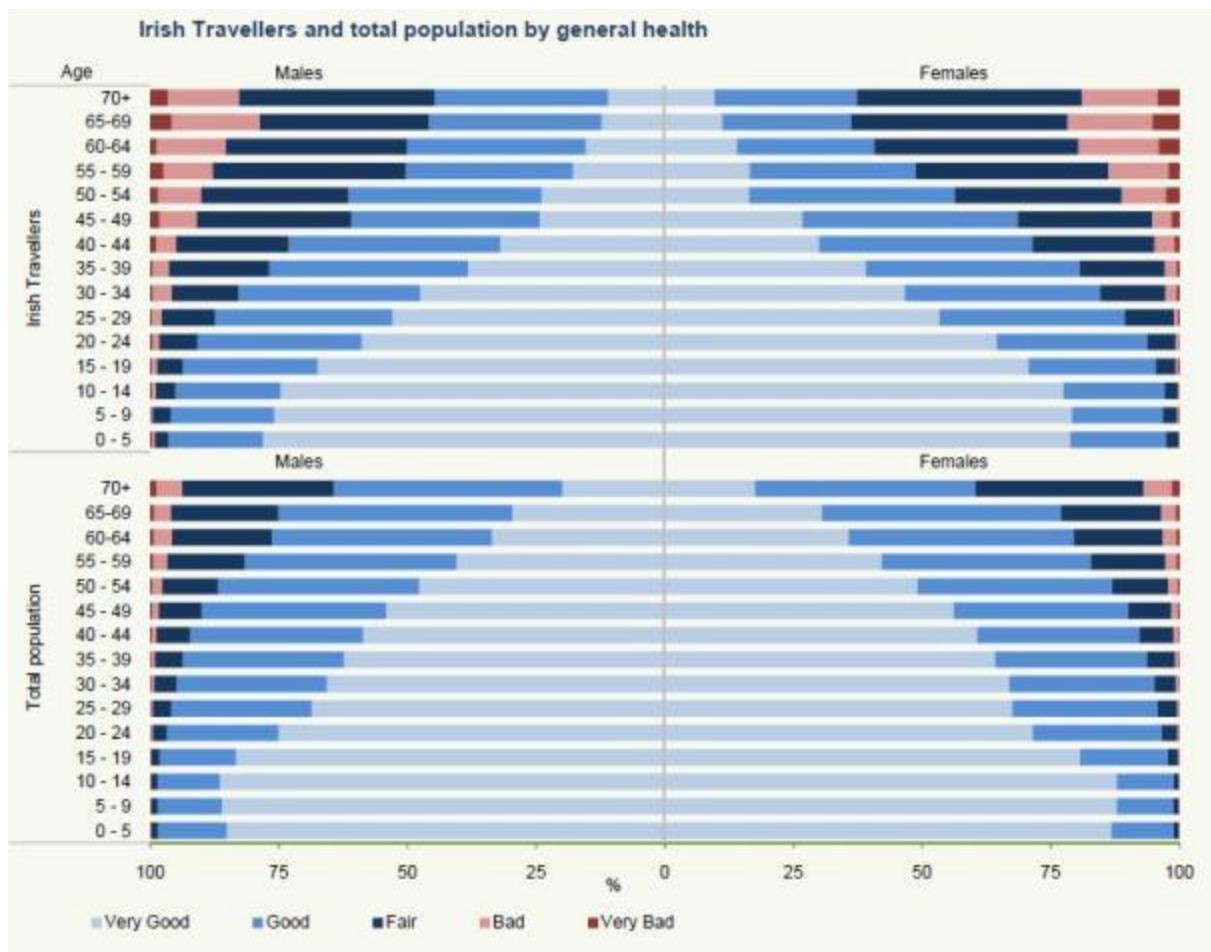
Census 2011 – Religion, Ethnicity and Irish Travellers

Table 21 Irish Travellers classified by general health, disability and age group

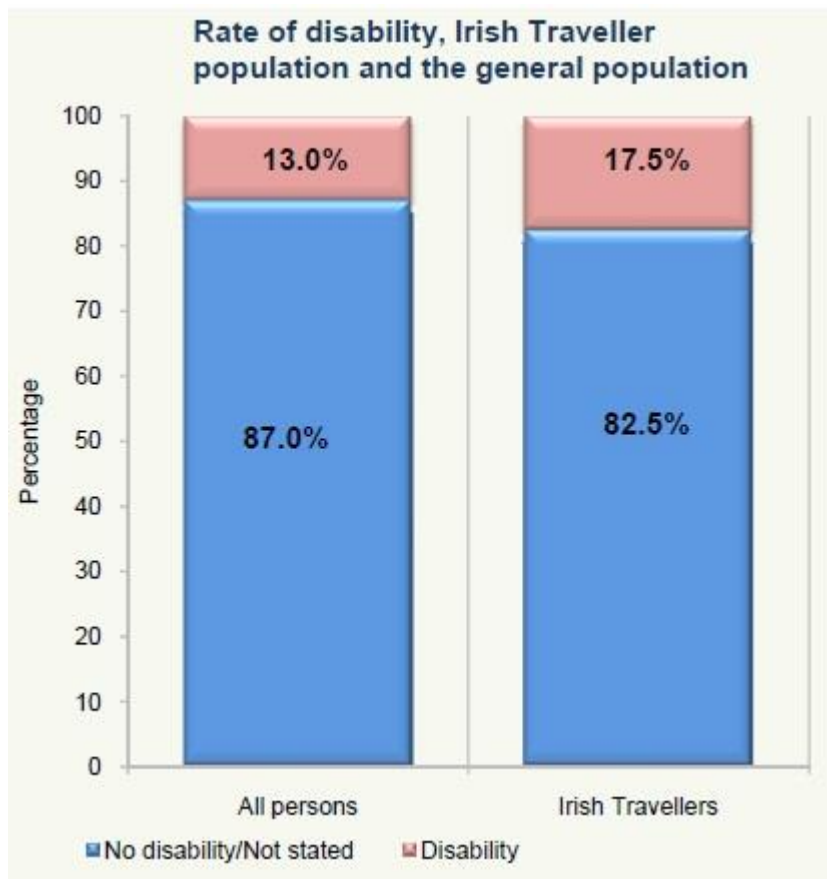
Disability	Total	General Health					
		Very good	Good	Fair	Bad	Very bad	Not stated
Total							
Blindness or a serious vision impairment	448	67	137	137	75	24	6
Deafness or a serious hearing impairment	535	98	162	162	74	29	10
A difficulty with basic physical activities	1,864	78	418	868	363	109	28
An intellectual disability	1,006	127	204	374	143	50	18
A difficulty with learning, remembering or concentrating	1,950	335	611	661	244	71	28
A psychological or emotional condition	1,190	94	319	506	206	63	16
A difficulty with pain, breathing or any other chronic illness or condition	2,265	144	557	1,009	415	111	29
A difficulty with dressing, bathing or getting around inside the home	1,025	55	204	432	229	87	16
A difficulty with going outside the home alone to shop or visit a doctor's surgery	1,325	81	272	559	298	92	23
A difficulty with working at a job, business or attending school or college	1,692	141	455	696	302	83	15
A difficulty participating in other activities, for example leisure or using transport	1,629	98	379	719	319	94	20
Total with a disability	5,169	798	1,661	1,907	581	139	83
Those without a disability	24,404	15,872	6,262	1,103	72	12	1,083
0-14 years							
Blindness or a serious vision impairment	101	32	36	24	5	3	1
Deafness or a serious hearing impairment	106	38	39	21	3	2	3
A difficulty with basic physical activities	195	24	54	82	19	9	7
An intellectual disability	223	52	58	94	15	5	9
A difficulty with learning, remembering or concentrating	434	149	149	101	21	7	7
A psychological or emotional condition	129	34	35	41	13	2	4
A difficulty with pain, breathing or any other chronic illness or condition	415	76	175	122	29	5	8
A difficulty with dressing, bathing or getting around inside the home	209	27	60	81	23	9	9
A difficulty with going outside the home alone to shop or visit a doctor's surgery	235	35	68	90	26	7	9
A difficulty with working at a job, business or attending school or college	210	37	71	71	19	7	5
A difficulty participating in other activities, for example leisure or using transport	277	41	92	101	28	8	7
Total with a disability	1,045	343	402	227	39	9	25
Those without a disability	11,119	8,505	1,776	113	7	3	715
15-24 years							
Blindness or a serious vision impairment	67	12	22	14	11	6	2
Deafness or a serious hearing impairment	89	22	36	18	6	3	4
A difficulty with basic physical activities	173	18	56	61	25	10	3
An intellectual disability	169	26	55	61	15	7	5
A difficulty with learning, remembering or concentrating	382	87	162	97	19	8	9
A psychological or emotional condition	180	14	80	62	15	7	2
A difficulty with pain, breathing or any other chronic illness or condition	236	25	92	78	25	10	6
A difficulty with dressing, bathing or getting around inside the home	106	12	26	42	16	9	1
A difficulty with going outside the home alone to shop or visit a doctor's surgery	172	16	51	71	20	7	5
A difficulty with working at a job, business or attending school or college	280	43	109	85	32	10	1
A difficulty participating in other activities, for example leisure or using transport	221	26	72	84	27	9	3
Total with a disability	813	189	348	201	42	12	21
Those without a disability	5,253	3,697	1,299	114	8	1	134

Source: Central Statistics Office, Data on religion, ethnicity and Irish travellers (2012)





Source: Central Statistics Office, Data on religion, ethnicity and Irish travellers (2012)

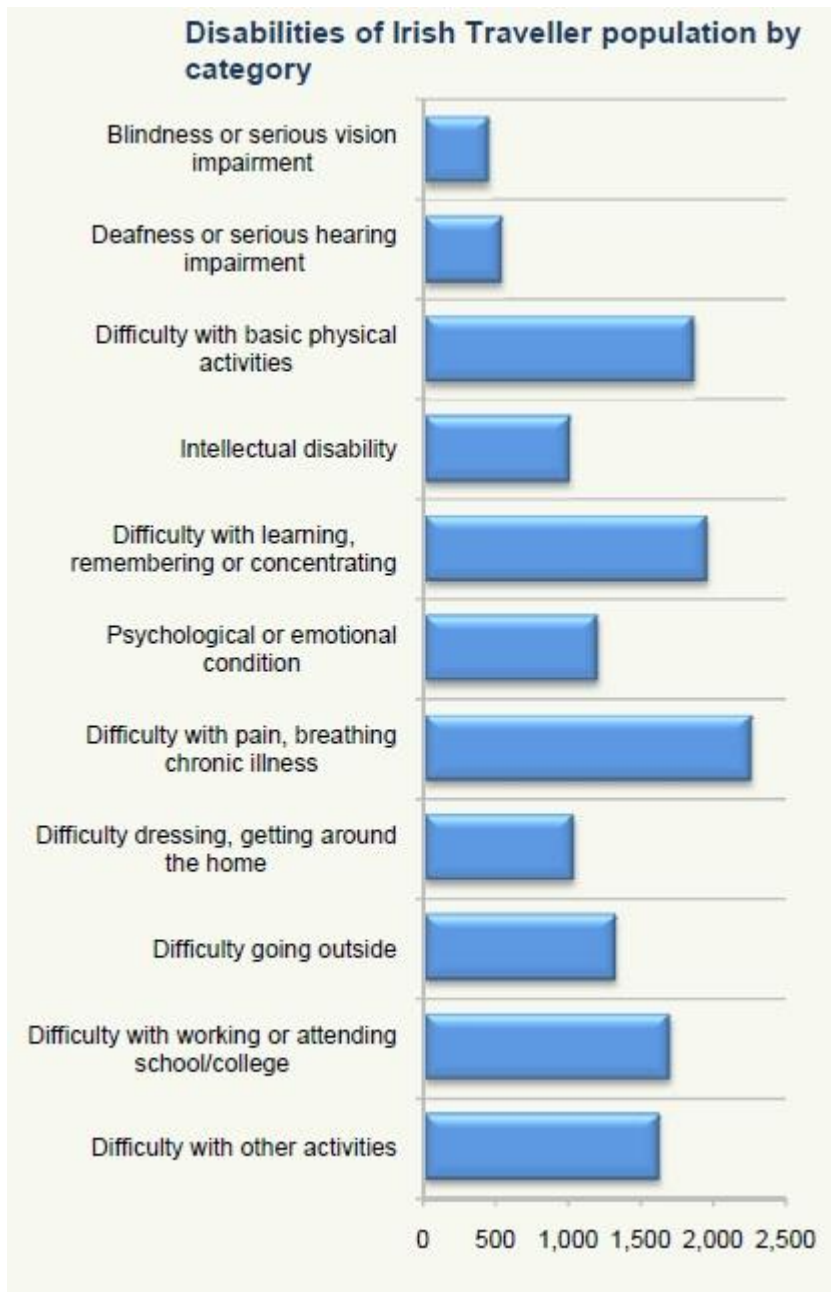


*Source: Central Statistics Office, Data on religion, ethnicity and Irish travellers (2012)*

**Irish Travellers with one or more disabilities and total number of disabilities by category**

<b>Category of disability</b>	<b>Number of disabilities</b>
Blindness or serious vision impairment	446
Deafness or serious hearing impairment	535
Difficulty with basic physical activities	1,864
Intellectual disability	1,006
Difficulty with learning, remembering or concentrating	1,950
Psychological or emotional condition	1,196
Difficulty with pain, breathing, chronic illness	2,265
Difficulty dressing, getting around the home	1,025
Difficulty going outside	1,325
Difficulty with working or attending school/college	1,692
Difficulty with other activities	1,629
<b>Total number of disabilities</b>	<b>14,933</b>
<b>Number of persons with a disability</b>	<b>5,169</b>
<b>Total Irish Traveller population</b>	<b>29,573</b>

*Source: Central Statistics Office, Data on religion, ethnicity and Irish travellers (2012)*



*Source: Central Statistics Office, Data on religion, ethnicity and Irish travellers (2012)*

**Table 29: Age-specific Mortality Rates per 1,000 in Traveller and general populations 2008\***

Age group (Years)	Male Traveller Population	Male General Population	Female Traveller Population	Female General Population
Less than 1	16.33	5.24	9.78	4.23
1-4	0.00	0.21	0.00	0.15
5-14	0.40	0.19	0.22	0.07
15-24	2.23	0.83	1.06	0.22
25-34	6.07	0.92	2.41	0.36
35-44	9.36	1.46	1.48	0.92
45-54	16.75	3.28	4.26	2.41
55-64	23.59	8.75	20.51	5.54
65-74	69.43	24.40	42.57	13.67
75-84	184.62	69.20	124.08	46.35
85+	808.82	192.32	606.61	158.58
Total	6.62	6.79	3.40	6.50

\* Excluding 6 Traveller deaths with unknown age

**Table 30: Infant Mortality Rates (per 1,000 live births)**

	1987	2008
Traveller infant mortality(ROI) per 1,000 live births (95% CI)	18.1 (8.7-33.2)	14.1 (7.3-24.7)
General population infant mortality per 1,000 live births (ROI)	7.4	3.9
Ratio	2.4	3.6
Excess mortality per 1,000 live births	10.7	10.5

*Source: All Ireland Traveller Health Study Team (2010a)*

**Table 31: Standardised Mortality Ratios for Travellers (2008) (age and sex standardised)**

	Observed deaths in Travellers	Expected deaths*	General population SMR (2008)	Traveller SMR (2008)	95% CI for SMR	Excess deaths
Males	124	33.3	100	372	(310-444)	90.7
Females	64	20.7	100	309	(238-395)	43.3
Total	188	54.0	100	348	(300-401)	134.0

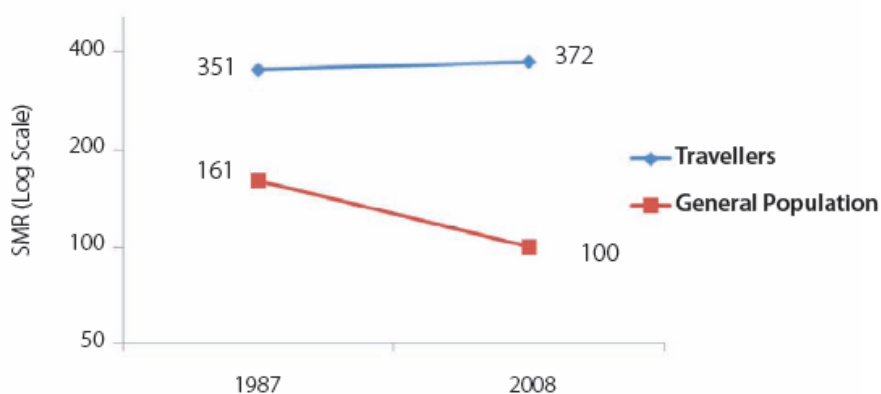
\* Based on the male, female or total general population rates as appropriate

The following table (Table 32) and Figures 19-21 examine Traveller mortality now compared to the situation in 1987.

**Table 32: SMRs for Travellers 1987 to 2008**

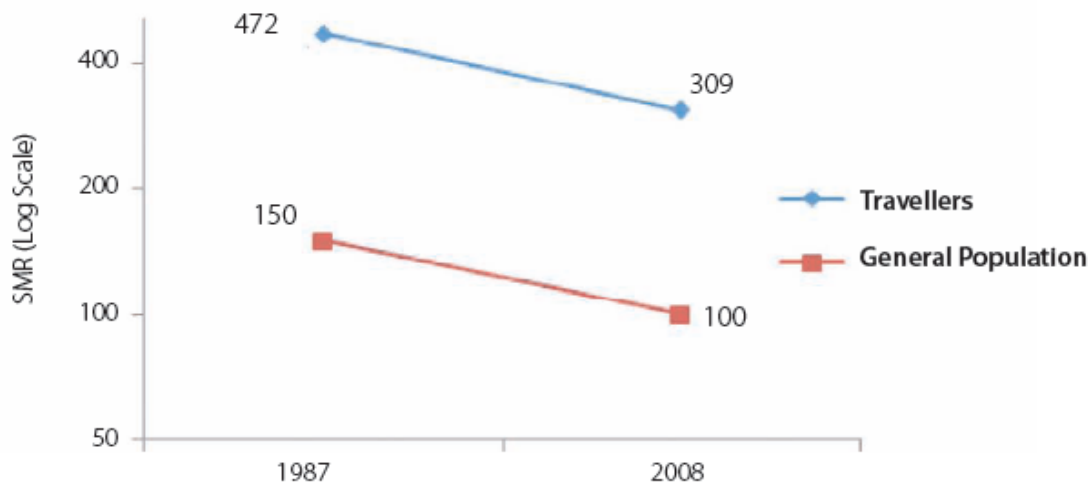
Gender		1987		2008	
		SMR	95% CI	SMR	95% CI
Male	General population	161	(159-163)	100	-
	Travellers	351	(257-468)	372	(310-444)
Female	General population	150	(147-152)	100	-
	Travellers	472	(334-648)	309	(238-395)
Total	General population	155	(153-157)	100	-
	Travellers	397	(316-491)	348	(300-401)

**Figure 19: SMRs for Male Travellers 1987 to 2008**

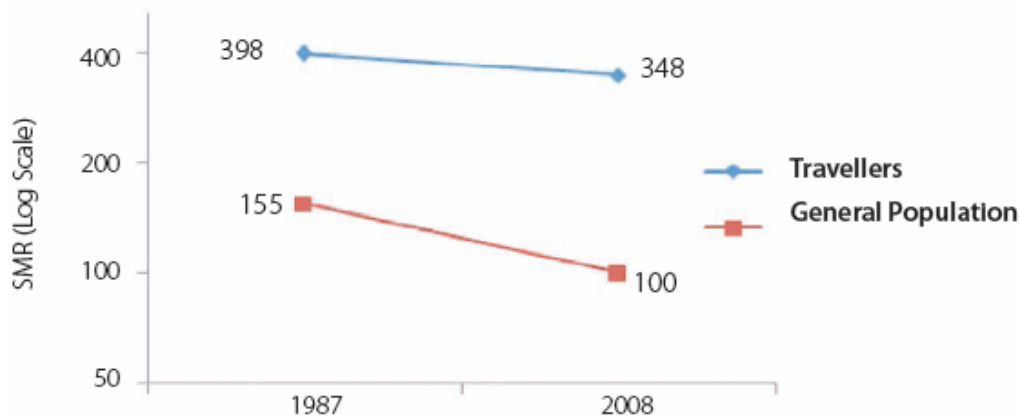


*Source: All Ireland Traveller Health Study Team (2010a)*

**Figure 20: SMRs for Female Travellers 1987 to 2008**



**Figure 21: SMRs for All Travellers 1987 to 2008**



**Table 33: Cause-specific mortality in male Travellers (2008) – GRO- assigned causes, scaled up**

Males	Observed deaths	Expected deaths	SMR	95% CI	Excess deaths in male Travellers
Cancer	21.9	9.0	242	(135-399)	12.9
Heart disease and Stroke	27.7	8.2	337	(203-536)	19.5
Respiratory	16.0	2.2	746	(373-1,335)	13.8
External causes	40.8	7.5	548	(364-792)	33.3
All other causes	17.5	6.4	271	(140-474)	11.1
All male deaths	124.0	33.3	372	(297-460)	90.7

*Source: All Ireland Traveller Health Study Team (2010a)*

**Table 34: Cause-specific mortality in female Travellers (2008) – GRO-assigned causes, scaled up**

Females	Observed deaths	Expected deaths	SMR	95% CI	Excess deaths in female Travellers
Cancer	14.0	8.0	176	(80-334)	6.0
Heart disease and Stroke	20.3	4.1	489	(261-837)	16.2
Respiratory	7.8	1.5	536	(174-1,252)	6.3
External causes	9.4	2.4	393	(144-855)	7.0
All other causes	12.5	4.7	263	(113-517)	7.8
All female deaths	64.0	20.7	309	(221-419)	43.3

**Table 36: SMRs and excess deaths from suicide in Travellers – scaled up (2008)**

	Observed suicides	Expected suicides	SMR	95% CI	Excess suicides in Travellers
Males	14.6	2.2	660	(316-1,214)	12.4
Females	3.1	0.6	489	(59-1,764)	2.5

**Table 37: Life expectancies 1987 and 2008**

Year	Gender	Age	Life expectancy (years)		Traveller deficit (Years)
			Travellers	General population	
2008	Males	0	61.7	76.8	15.1
		15	48.1	62.3	14.2
		45	23.7	33.8	10.1
		65	10.6	16.6	6.0
	Females	0	70.1	81.6	11.5
		15	55.9	67.0	11.1
		45	28.0	37.7	9.7
		65	12.3	19.8	7.5
1987	Males	0	61.7	71.6	9.9
		15	48.9	57.4	8.5
		45	21.3	28.8	7.5
		65	10.1	13.1	3.0
	Females	0	65.3	77.2	11.9
		15	52.1	62.9	10.8
		45	25.1	33.6	8.5
		65	10.4	16.4	6.0

*Source: All Ireland Traveller Health Study Team (2010a)*



**Table 38: Comparison of Traveller mortality in ROI with that of the general population**

		Traveller population 2008	General population value or expected value.
Proportion of population aged < 25 years		63%	35%
Proportion of population aged 65+ years		2%	11%
Infant mortality rate (per 1,000 live births)		14.1	3.9
Number of Traveller deaths		188	54
Excess deaths		134	0
All-cause SMR	(Males)	372	100
	(Females)	309	100
Life expectancy at birth	(Males)	61.7 yrs	76.8 yrs
	(Females)	70.1 yrs	81.6 yrs
Change in life expectancy since 1987	(Males)	0 yrs	+5.2 yrs
	(Females)	+4.8 yrs	+4.4 yrs
External cause SMR	(Males)	548	100
	(Females)	393	100
Respiratory disease SMR	(Males)	746	100
	(Females)	536	100
Heart disease and Stroke SMR	(Males)	337	100
	(Females)	489	100
Suicide SMR	(Males)	660	100
	(Females)	489	100

*Source: All Ireland Traveller Health Study Team (2010a)*

**Table 2.3: Mean age of fathers - ROI Travellers, NPRS Irish, NPRS European and NPRS Irish SEG**

	n	mean (years)	range	standard deviation (SD)	95% confidence interval (CI)
ROI Travellers	447	27.5	17-47	6.0	26.9-28.1
NPRS Irish	41,772	34.6	15-74	5.7	34.5-34.6
NPRS European	7,443	31.8	15-64	6.0	31.7-32.0
<b>NPRS Irish SEG:</b>					
Farmers	1,524	37.5	20-64	5.3	37.2-37.7
SEG-A	5,213	36.1	16-65	4.7	36.0-36.2
SEG-B	4,618	35.6	19-62	4.8	35.5-35.7
SEG-C	17,690	34.8	15-64	5.7	34.1-34.2
SEG-D	2,542	33.6	15-56	6.0	33.3-33.8
Unknown/ unemployed	1,646	30.7	15-74	7.7	30.4-31.0

Note: NI Travellers not available

**Table 2.4: Age distribution of fathers - ROI Travellers, NPRS Irish and NPRS European**

Age group	ROI Travellers		NPRS Irish		NPRS European	
	%	n	%	n	%	n
<15 years	0.0	0	0.01	2	0.0	0
15-19 years	6.3	28	0.3	90	0.4	21
20-24 years	28.6	128	3.4	1,064	6.9	376
25-29 years	32.4	145	10.2	3,177	29.3	1,590
30-34 years	19.2	86	33.2	10,352	31.2	1,690
35-39 years	9.4	42	34.8	10,868	20.6	1,117
40-44 years	2.9	13	13.8	4,318	8.1	441
>45 years	1.1	5	4.3	1,350	3.5	190
Total	100.0	447	100.0	31,221	100.0	5,425

Source: All Ireland Traveller Health Study Team (2011)

**Table 2.8: Mean age of mothers - Irish Travellers, NPRS Irish, NPRS European and NPRS Irish SEG**

	n	mean (years)	Range	SD	95% CI
ROI Travellers	471	25.9	16-44	5.6	25.4-26.4
NI Travellers	36	26.0	16-40	6.6	23.8-28.2
<b>Irish Travellers</b>					
Irish Travellers	508	25.9	16-44	5.7	25.4-26.4
NPRS Irish	58,172	31.6	15-51	5.6	31.5-31.6
NPRS European	10,671	28.8	14-51	5.3	28.7-28.9
<b>NPRS Irish SEG:</b>					
Farmers	2,086	34.7	18-49	4.4	34.5-34.9
SEG-A	8,263	34.1	19-50	3.8	34.3-34.5
SEG-B	7,380	33.8	18-51	4.1	33.7-33.9
SEG-C	29,162	31.5	15-49	5.0	31.5-31.6
SEG-D	3,722	31.0	17-48	5.4	30.7-31.1
Unknown/ unemployed	6,930	26.6	15-47	6.4	26.5-26.8

The age distribution of mothers is given in Table 2.9 and shown also in Figure 2.3. Travellers are significantly younger on average than the other groups ( $p < 0.001$ ) and there are predominantly more Travellers in the 15-19 year old category (13.2%) than the Irish (2.2%) or European (2.2%) groups.

**Table 2.9: Age distribution of mothers – Irish Travellers, NPRS Irish and NPRS European**

Mother's age	Irish Travellers		NPRS Irish		NPRS European	
	%	n	%	n	%	n
<15 years	0.0	0	0.0	3	0.1	4
15-19 years	13.2	67	2.2	1,030	2.2	187
20-24 years	32.1	163	10.3	4,814	18.5	1,581
25-29 years	29.7	151	19.0	8,825	37.2	3,185
30-34 years	16.3	83	35.3	16,405	26.5	2,267
35-39 years	6.9	35	27.3	12,723	12.8	1,092
40-44 years	1.6	8	5.4	2,537	2.6	227
>45 years	0.2	1	0.4	182	0.2	17
Total	100.0	508	100.0	46,519	100.0	8,560

*Source: All Ireland Traveller Health Study Team (2011)*

**Table 2.13: Mother's marital status - Irish Travellers, NPRS Irish and NPRS European**

Marital status	Irish Travellers		NPRS Irish		NPRS European	
	%	n	%	n	%	n
Married	76.6	376	66.4	38,643	58.3	6,228
Never Married	18.9	93	32.2	18,757	38.5	4,111
Widowed	0.0	0	0.1	57	0.1	11
Separated	4.5	22	0.8	475	1.0	112
Divorced	0.0	0	0.4	238	2.0	212
Not Stated	0.0	0	0.1	38	0.1	5
Total	100.0	491	100.0	58,208	100.0	10,679

**Table 2.15: Number of previous births in parous women - Irish Travellers, NPRS Irish and NPRS European**

Number of births (live and still births)	Irish Travellers		NPRS Irish		NPRS European	
	%	n	%	n	%	n
1	27.0	103	54.4	18,949	65.2	2,950
2	26.7	102	29.4	10,226	22.5	1,016
3	16.0	61	10.7	3,745	7.4	337
4	10.7	41	3.4	1,199	2.4	110
5	8.9	34	1.1	393	1.2	55
6 or more	10.7	41	0.9	329	1.3	57
Total	100.0	382	100.0	34,841	100.0	4,525

*Source: All Ireland Traveller Health Study Team (2011)*

**Table 2.31: Mean birth interval (in months) (parous women) - Irish Travellers, NPRS Irish, NPRS European and NPRS Irish SEG**

	n	mean (months)	range (months)	SD	95% CI
ROI Travellers	324	32.0	9-115	19.2	29.7-33.9
NPRS Irish	34,221	44.7	7-332	33.3	44.3-45.0
NPRS European	4,405	54.6	8-275	41.5	53.4-55.8
<b>NPRS Irish SEG:</b>					
Farmers	1,436	38.4	9-285	26.8	37.0-39.8
SEG-A	4,719	38.1	8-307	28.3	37.3-38.9
SEG-B	4,336	41.6	9-264	30.2	40.7-42.5
SEG-C	17,164	46.7	7-332	34.6	46.2-47.2
SEG-D	2,277	49.0	9-266	36.9	47.5-50.5
Unknown/unemployed	4,282	46.8	8-255	34.7	45.8-47.8

**Table 2.32: Birth intervals - ROI Travellers, NPRS Irish and NPRS European**

	ROI Travellers		NPRS Irish		NPRS European	
	%	n	%	n	%	n
<12 months	9.0	29	2.6	884	2.5	109
12-24 months	35.5	115	26.8	9,204	22.8	1,004
25-36 months	26.2	85	25.2	8,623	18.8	830
37-48 months	13.0	42	15.0	5,138	12.9	570
>48 months	16.4	53	30.4	10,436	43.0	1,898
Total	100.0	324	100.0	34,285	100.0	4,411

**Table 2.43: Place of birth - Irish Travellers, NPRS Irish and NPRS European**

	Irish Travellers		NPRS Irish		NPRS European	
	%	n	%	n	%	n
Hospital	99.8	498	99.4	57,864	99.3	10,604
Born before arrival	0.2	1	0.3	190	0.3	31
Domiciliary/home	0.0	0	0.3	154	0.4	44
Total	100.0	499	100.0	58,208	100.0	10,679

*Source: All Ireland Traveller Health Study Team (2011)*

## Poverty

Table A1: Models of disadvantage for adults aged 25 to 44 years

		<i>Low education</i>	<i>Not in labour market</i>	<i>Unemployed</i>	<i>Lower manual social class</i>	<i>Lack of access to a car</i>
	<i>Intercept</i>	-1.50	-4.16	-3.31	-1.78	-3.71
Gender	Female	-0.42	3.25	0.38	-0.04	-0.25
Family type (Ref=married with children)	Never married, no children	0.16	0.48	1.00	0.42	1.82
	Never married, lone parent	0.81	0.98	1.19	0.53	1.74
	Never married, cohabitee, no children	-0.35	-0.78	-0.15	0.19	1.50
	Never married, cohabitee, child(ren)	0.76	0.19	0.64	0.35	1.09
	Married, no children	-0.31	-0.31	-0.13	-0.01	1.31
	Ex-married, no children	0.29	0.19	0.69	0.18	1.55
	Ex-married, lone parent	0.53	1.10	0.62	0.11	1.28
	Ex-married, cohabitee, child(ren)	0.34	0.28	0.40	-0.01	0.34
	In same-sex couple	-0.71	-0.23	0.20	0.05	2.10
Female x family type (Ref=married with children)	Never married, no children	-0.63	-2.72	-0.74	-0.32	0.19
	Never married, lone parent	0.43	-1.45	-0.11	0.03	0.99
	Never married, cohabitee, no children	-0.46	-2.10	-0.06	-0.18	0.16
	Never married, cohabitee, child(ren)	-0.10	-0.56	-0.13	0.01	0.12
	Married, no children	-0.22	-1.47	0.14	-0.03	-0.07
	Ex-married, no children	0.00	-1.81	-0.30	0.17	0.26
	Ex-married, lone parent	0.20	-1.66	-0.04	0.26	0.65
	Ex-married, cohabitee, child(ren)	0.24	-0.65	-0.11	0.13	0.08
	In same-sex couple	0.15	-2.51	-0.19	0.35	-0.56
Disability (Ref=no disability)	Physical disability	0.69	2.07	0.73	0.12	0.41
	Intellectual/learning disability	1.99	2.04	0.33	0.16	0.06
Religion (Ref=Catholic)	Religion not stated	-3.01	3.93	-0.27	-0.13	-0.33
	Church of Ireland	-0.20	0.13	0.01	-0.23	-0.07
	Other Christian	-0.47	0.12	0.18	0.07	0.06
	Muslim	0.28	0.77	0.50	-0.35	0.11
	Other non-Christian	-0.35	0.43	0.14	-0.25	0.44
	No religion	-0.79	0.22	0.17	-0.11	0.38
Ethnicity (Ref=white Irish)	Other	-0.08	0.38	0.20	0.31	0.49
	Irish Traveller	3.05	0.60	2.88	0.69	0.04
	Other white	-0.17	0.08	0.34	0.28	0.57
	African	-0.28	-0.51	1.97	0.80	-0.02
	Chinese	0.97	-0.32	-0.16	0.32	0.58
	Other Asian	-0.81	-0.10	0.32	0.53	1.04
Nationality (Ref=Irish)	Irish-other	-0.29	0.32	0.37	0.04	0.24
	UK	0.84	0.18	0.11	0.04	-0.05
	Other EU15	-0.50	-0.08	-0.30	0.10	0.96
	EU10	0.05	-0.67	-0.22	1.26	1.21
	Rest of world	0.10	0.50	0.56	0.69	0.98

Source: Watson, D. et al. (2011)

Table A2: Models of disadvantage for adults aged 45 to 64 years

		<i>Low education</i>	<i>Not in labour market</i>	<i>Unemployed</i>	<i>Lower manual social class</i>	<i>Lack of access to a car</i>
	<i>Intercept</i>	-0.49	-2.92	-3.41	-1.84	-3.64
Gender	Women	-0.05	1.96	0.11	0.07	-0.10
Family type (Ref=married with children)	Never married, no children	0.48	0.56	1.12	0.50	2.43
	Never married, lone parent	0.40	0.34	0.81	0.42	1.49
	Never married, cohabitee, no children	0.13	-0.10	0.56	0.34	1.51
	Never married, cohabitee, child(ren)	0.57	0.09	1.01	0.43	1.00
	Married, no children	0.01	0.34	0.09	0.05	1.37
	Ex-married, no children	0.23	0.45	0.98	0.28	1.79
	Ex-married, lone parent	0.18	0.31	0.45	0.14	0.81
	Ex-married, cohabitee, child(ren)	0.13	-0.04	0.29	-0.05	0.04
	In same-sex couple	-0.72	0.53	0.50	0.21	2.01
Female x family type (Ref=married with children)	Never married, no children	-0.85	-1.49	-0.51	-0.57	-0.10
	Never married, lone parent	-0.11	-1.14	0.03	-0.14	0.62
	Never married, cohabitee, no children					
	Never married, cohabitee, child(ren)	-0.20	-0.28	-0.69	-0.30	-0.03
	Married, no children	-0.25	-0.55	0.29	0.26	0.15
	Ex-married, no children	-0.06	-1.10	-0.20	0.11	0.25
	Ex-married, lone parent	0.10	-0.83	-0.04	0.05	0.57
	Ex-married, cohabitee, child(ren)	0.26	-0.09	-0.11	0.18	0.22
	In same-sex couple	0.05	-1.85	-0.02	-0.12	-1.95
Disability (Ref=no disability)	Physical disability	0.59	1.87	0.64	0.11	0.39
	Intellectual/learning disability	1.45	1.36	0.37	0.18	0.10
Religion (Ref=Catholic)	Religion not stated	-2.81	3.09	-0.36	-0.08	-0.56
	Church of Ireland	-0.43	0.04	-0.13	-0.40	-0.34
	Other Christian	-0.61	-0.03	-0.06	-0.12	-0.03
	Muslim	-0.23	0.63	0.86	-0.57	-0.11
	Other non-Christian	-1.10	0.22	0.39	-0.16	0.01
	No religion	-1.14	0.10	0.21	-0.19	0.20
Ethnicity (Ref=white Irish)	Other ethnicity	-0.44	0.10	0.01	0.29	0.31
	Irish Traveller	1.73	0.56	2.61	0.72	-0.16
	Other white	-0.48	0.00	0.23	0.29	0.43
	African	-0.51	-0.45	1.50	0.98	0.33
	Chinese	1.35	-0.07	-0.14	-0.74	-0.25
	Other Asian	-0.80	-0.33	0.33	0.79	1.18
Nationality (Ref=Irish)	Irish-other	-0.68	0.12	0.33	0.07	0.07
	UK	0.47	0.21	0.26	0.13	-0.15
	Other EU15	-0.47	0.17	-0.03	0.01	-0.01
	EU10	-0.42	-1.36	-0.32	1.19	1.01
	Rest of world	-0.37	0.30	0.18	0.38	0.53

Source: Watson, D. et al. (2011)

Table A3: Models of disadvantage for adults aged 25 to 44 years with gender–disability interaction term

		<i>Low education</i>	<i>Not in labour market</i>	<i>Unemployed</i>	<i>Lower manual social class</i>	<i>Lack of access to a car</i>
<i>Intercept</i>		-1.49	-4.24	-3.32	-1.78	-3.71
Gender	Female	-0.42	3.34	0.38	-0.05	-0.25
Family type	Never married, no children	0.17	0.46	1.00	0.42	1.82
(Ref=married with children)	Never married, lone parent	0.81	0.98	1.18	0.53	1.74
	Never married, cohabitee, no children	-0.35	-0.78	-0.15	0.18	1.50
	Never married, cohabitee, child(ren)	0.76	0.19	0.64	0.35	1.09
	Married, no children	-0.31	-0.30	-0.13	-0.01	1.31
	Ex-married, no children	0.30	0.15	0.69	0.18	1.55
	Ex-married, lone parent	0.53	1.10	0.61	0.11	1.28
	Ex-married, cohabitee, child(ren)	0.34	0.26	0.40	0.00	0.34
	In same-sex couple	-0.71	-0.26	0.20	0.05	2.10
Female x family type	Never married, no children	-0.67	-2.64	-0.74	-0.32	0.20
(Ref=married with children)	Never married, lone parent	0.43	-1.44	-0.11	0.03	0.99
	Never married, cohabitee, no children	-0.46	-2.08	-0.06	-0.18	0.16
	Never married, cohabitee, child(ren)	-0.10	-0.56	-0.13	0.01	0.12
	Married, no children	-0.23	-1.46	0.14	-0.03	-0.07
	Ex-married, no children	-0.01	-1.73	-0.30	0.17	0.26
	Ex-married, lone parent	0.20	-1.65	-0.03	0.26	0.65
	Ex-married, cohabitee, child(ren)	0.23	-0.63	-0.11	0.13	0.08
	In same-sex couple	0.14	-2.43	-0.19	0.35	-0.56
Disability	Physical disability	0.64	2.70	0.80	0.10	0.43
(Ref=no disability)	Intellectual/learning disability	1.67	2.21	0.34	0.12	0.07
Women x disability	Physical disability	0.10	-1.21	-0.16	0.04	-0.03
(Ref=no disability)	Intellectual/learning disability	0.77	-0.39	-0.03	0.13	-0.03
Religion	Religion not stated	-3.01	3.96	-0.27	-0.13	-0.33
(Ref=Catholic)	Church of Ireland	-0.20	0.13	0.01	-0.23	-0.07
	Other Christian	-0.47	0.12	0.18	0.07	0.00
	Muslim	0.28	0.78	0.50	-0.35	0.11
	Other non-Christian	-0.35	0.43	0.14	-0.25	0.44
	No religion	-0.78	0.21	0.17	-0.11	0.38
Ethnicity	Other	-0.08	0.38	0.20	0.31	0.49
(Ref=white Irish)	Irish Traveller	3.05	0.60	2.88	0.69	0.04
	Other white	-0.18	0.08	0.34	0.28	0.58
	African	-0.28	-0.51	1.97	0.80	-0.02
	Chinese	0.97	-0.32	-0.16	0.32	0.58
	Other Asian	-0.81	-0.10	0.32	0.53	1.04
Nationality	Irish–other	-0.29	0.32	0.37	0.04	0.24
(Ref=Irish)	UK	0.84	0.18	0.11	0.04	-0.05
	Other EU15	-0.50	-0.08	-0.30	0.10	0.96
	EU10	0.05	-0.67	-0.22	1.26	1.21
	Rest of world	0.10	0.51	0.56	0.69	0.98

Source: Watson, D. et al. (2011)



## Discrimination

**Table 3.1: Grounds of Discrimination as a Percentage of All Reported Grounds**

Ground	% of All Reported Grounds
Age	19.3
Race/skin colour/ethnic group/nationality	16.3
Sex	11.5
Family status	10.0
Disability	6.2
Marital Status	4.3
Sexual Orientation	0.5
Religion	0.6
Membership of the Traveller community	0.7
Other	30.6
	100.0
Total grounds	3,456

Note: Multiple domains of discrimination and multiple grounds of discrimination could be reported by each respondent.

**Table 3.2: Grounds of Discrimination as a Percentage of All Reported Grounds, Distinguishing Men and Women**

	Male	Female
	%	%
Age	23.7	15.1
Race/skin colour/nationality/ethnic origin	19.7	12.6
Gender	9.7	13.1
Family status	3.3	16.8
Disability	7.8	4.8
Marital Status	2.1	6.6
Sexual Orientation	0.6	0.1
Religious Belief	0.7	0.5
Membership of the Traveller community	0.3	1.3
Other	32.1	29.2
	100.0	100.0
Total grounds	1,737	1,719

Note: Multiple forms of discrimination and multiple grounds of discrimination were allowed for each respondent.

Source: Russell, H. et al. (2008)

**Table 3.3: Grounds for Discrimination in Services**

	Financial	Shops & pubs	Educ.	Housing	Health	Transp.	Other public service
Gender	20.5	11.2	5.9	6.7	6.0	7.4	7.2
Marital status	5.8	2.2	3.2	13.7	4.4	3.9	8.4
Family status	5.7	11.2	14.6	25.4	11.8	12.6	11.2
Age	26.5	19.2	16.2	13.7	15.5	11.3	11.2
Disability	5.0	4.7	3.8	2.8	7.5	17.7	11.5
Ethnicity/race/nationality	9.0	22.0	10.8	16.3	5.4	24.2	15.9
Sexual orientation	0.3	1.7	0.0	0.0	0.8	3.0	0.0
Religion	0.3	1.0	3.2	0.2	0.2	0.4	0.0
Traveller	0.5	1.5	0.5	1.0	0.4	0.9	0.3
Other	26.4	25.3	41.6	20.2	48.0	18.6	34.3
Total	100.0	100.0	100.0	100.0	100.0	100.0	100.0

Note: Individual respondents could record multiple grounds within each domain.

Source: Russell, H. et al. (2008)

### 3. Table of complaints

#### Equality Tribunal – Traveller Cases

Source Equality Authority Annual Reports and Case Report Statistics 2006-2011, available at

<http://www.equality.ie/en/Publications/Annual-Reports/>

Equality Tribunal Annual Report 2006-2010, available at

<http://www.equalitytribunal.ie/Publications/Annual-Reports/>

#### 2006

Cases Referred to the Equality Tribunal						
Grounds	Equal Status Acts 2000-2004		Employment Acts 1998-2004		Pensions Acts 1990-2004	
	2005	2006	2005	2006	2005	2006
Age	39	9	44	47	3	3
Age, disability	3		1	7		
Age, disability, gender			1			
Age, disability, gender, marital status, race	1					
Age, disability, family status, gender, marital status				1		
Age, family status		1	1			
Age, family status, gender, marital status			1	1		
Age, family status, race				1		
Age, gender			13	5		1
Age, gender, marital status			2	2		
Age, gender, marital status, race			1	1		
Age, gender, race		1				
Age, membership of the Traveller community	2					
Age, race			2	1		
Age, race, religion			1	2		
Age, race, sexual orientation						
Disability	45	52	67	54		2
Disability, family status	2	2		3		
Disability, family status, gender				1		
Disability, family status, gender, marital status	2		3			
Disability, family status, marital status				1		
Disability, family status, marital status, sexual orientation	2					
Disability, gender	4	2	4	1		
Disability, gender, marital status	2	3	1			
Disability, gender, religion	1					
Disability, gender, sexual orientation	1					
Disability, gender, marital status, religion				1		
Disability, marital status	4					
Disability, membership of the Traveller community	13	4				
Disability, race	5	4	4	4		
Disability, race, religion	1		1			
Family Status	1		2	4		
Family status, gender	2	2	18	13		
Family status, gender, marital status			15	5	1	
Family status, gender, marital status, religion			1			
Family status, gender, marital status, membership of the Traveller community		1				

<b>Cases Referred to the Equality Tribunal</b>						
<b>Grounds</b>	<b>Equal Status Acts 2000-2004</b>		<b>Employment Acts 1998-2004</b>		<b>Pensions Acts 1990-2004</b>	
	2005	2006	2005	2006	2005	2006
Family status, gender, race	1			1		
Family status, marital status	1		2			
Family status, marital status, race			1			
Family status, marital status, religion				1		1
Family status, race				2		
Family status, religion			1			
Gender	12	7	89	74	2	1
Gender, marital status	2	2	8	4		
Gender, marital status, race				1		
Gender, marital status, religion, sexual orientation	1					
Gender, marital status, sexual orientation	1			1		
Gender, race			9	19		
Gender, race, religion			1	1		
Gender, sexual orientation			1	5		
Grounds not stated	7	6	13	16		1
Marital status	4	7	2		1	1
Marital status, , membership of the Traveller community		1				
Marital status, race	1					
Membership of the Traveller community	31	18	2			
Membership of the Traveller community, race	9	25	2			
Race	15	15	80	146		3
Race, religion	1	1	1	5		
Race, sexual orientation	2			1		
Religion	2	1	2	2		1
Sexual orientation	3	2	4	7		
<b>Totals</b>	<b>223</b>	<b>166</b>	<b>401</b>	<b>448</b>	<b>7</b>	<b>14</b>

## Equality Authority - Casework Activity in 2006

### Employment Equality Acts 1998 to 2004 Casework Activity Type of Complaint dealt with by Ground

Complaint Details	Age	Disability	Family Status	Gender	Marital Status	Mixed	Outside Scope	Race	Religious Belief	Sexual Orientation	Traveller	Grand Total
Access to employment	22	5	0	5	1	12	0	20	1	0	0	86
Access to promotion	5	3	0	8	0	2	1	10	0	1	0	28
Access to training	1	4	0	0	0	1	0	1	0	0	0	7
Advertising	11	2	0	0	0	0	0	3	0	0	0	16
Dismissal	4	11	0	16	0	11	0	17	0	2	1	62
Equal pay	8	2	2	10	0	0	0	7	0	0	0	29
Harassment	1	2	0	8	1	5	1	2	0	2	0	22
Other	0	2	0	0	0	0	0	0	0	0	0	2
Outside scope	1	0	0	0	0	1	8	1	0	0	0	9
Sexual harassment	0	0	0	8	0	1	0	0	0	0	0	9
Victimisation	1	0	0	4	0	0	0	2	0	0	0	7
Working conditions	21	20	1	26	3	12	2	40	1	0	1	127
<b>Grand Total</b>	<b>75</b>	<b>71</b>	<b>3</b>	<b>83</b>	<b>5</b>	<b>45</b>	<b>10</b>	<b>103</b>	<b>2</b>	<b>5</b>	<b>2</b>	<b>404</b>

### Employment Equality Acts 1998 and 2004 Casework Activity Sectors Complained of by Ground

Sector	Age	Disability	Family Status	Gender	Marital Status	Mixed	Outside Scope	Race	Religious Belief	Sexual Orientation	Traveller	Grand Total
Agriculture	0	0	0	0	0	1	0	18	0	0	0	19
Clubs	0	0	0	0	0	1	0	0	0	0	0	1
Construction	1	2	0	5	0	0	1	4	0	0	0	13
Education	7	7	0	13	1	3	0	2	1	1	0	35
Financial & business services	8	5	0	11	1	2	0	3	0	0	0	30
Forestry & fishing	1	0	0	0	0	1	0	0	0	0	0	2
Government departments & state agencies	26	18	2	12	2	9	7	13	0	0	0	91
Health	5	8	0	8	0	4	0	21	0	0	0	42
Hotels, restaurants & licensed premises	2	1	0	3	0	0	8	3	0	2	0	19
Manufacturing	3	6	0	5	0	5	0	08	0	0	0	25
Other services	10	14	0	17	0	6	1	10	1	0	0	59
Social welfare	0	1	0	0	0	0	0	0	0	0	0	1
Transport, storage & communication	5	8	1	2	0	2	1	1	0	1	0	21
Wholesale & retail	5	3	0	9	1	3	0	22	0	1	2	48
<b>Total</b>	<b>75</b>	<b>71</b>	<b>3</b>	<b>83</b>	<b>5</b>	<b>45</b>	<b>10</b>	<b>103</b>	<b>2</b>	<b>5</b>	<b>2</b>	<b>404</b>

Equal Status Acts 2000 to 2004 Casework Activity Types of Complaint Dealt with by Ground

Complaint Details	Age	Disability	Family Status	Gender	Marital Status	Mixed	Outside Scope	Race	Religious Belief	Sexual Orientation	Traveller	Grand Total
Access to pub (old act)	0	2	0	0	0	0	0	0	0	0	25	27
Accommod - private	3	2	0	0	0	1	0	1	0	0	4	11
Accommod - public	0	5	0	0	0	3	0	1	0	0	21	30
Advertising	0	0	0	2	0	0	1	1	0	0	0	4
Banking financial	5	4	0	0	1	0	0	4	1	0	0	15
Discriminatory clubs	3	0	0	8	0	0	0	1	0	0	0	12
Education - 3rd level	0	2	0	1	0	0	1	1	0	0	0	5
Education - primary	0	6	0	11	0	2	0	0	4	0	10	33
Education - secondary	0	9	0	1	0	4	0	1	1	1	2	19
Government departments	2	12	0	3	1	1	0	5	1	0	0	25
Harassment	0	1	0	1	0	0	1	8	0	0	1	10
Life Insurance	1	1	0	2	0	0	0	0	0	1	0	5
Motor Insurance	4	2	0	0	1	0	0	1	0	0	1	9
Travel Insurance	3	0	0	0	0	0	0	0	0	0	0	3
Other	1	8	0	3	0	3	3	1	0	1	11	31
Outside scope	0	0	0	0	0	0	1	0	0	0	0	1
Provision of services - health agencies	3	17	1	0	0	1	0	11	0	0	1	34
Provision of services - local authorities	1	10	0	3	1	3	0	1	0	0	7	28
Provision of services - shops	2	9	0	0	1	4	0	0	0	0	2	18
Provision of services - social welfare	4	4	0	2	1	2	1	3	1	1	2	21
State agencies	0	2	0	0	1	3	0	2	0	0	1	9
Transport	2	12	0	1	0	0	0	1	0	0	0	16
Victimisation	0	1	0	0	0	1	0	0	0	0	0	2
<b>Total</b>	<b>34</b>	<b>109</b>	<b>1</b>	<b>38</b>	<b>7</b>	<b>28</b>	<b>8</b>	<b>41</b>	<b>8</b>	<b>4</b>	<b>88</b>	<b>368</b>

Equal Status Acts 2000 to 2004 - Casework Activity Types of Complaint Dealt with by Sector

Sector	Age	Disability	Family Status	Gender	Marital Status	Mixed	Outside Scope	Race	Religious Belief	Sexual Orientation	Traveller	Grand Total
Clubs	3	1	0	8	0	0	0	1	0	0	0	14
Construction	0	0	0	0	0	1	0	0	0	0	0	1
Education	0	14	0	13	0	6	1	1	3	1	9	48
Financial & business services	10	10	0	2	2	0	1	4	1	1	1	32
Government departments & state agencies	7	42	0	10	3	13	2	28	3	1	36	143
Health	3	8	1	0	1	0	0	0	0	0	0	13
Hotels, restaurants & licensed premises	1	5	0	0	0	3	0	1	0	1	36	47
Other services	2	10	0	3	0	2	3	5	0	0	3	28
Private household	1	0	0	0	0	3	1	0	0	0	0	5
Social welfare	1	1	0	0	1	0	0	0	1	0	1	5
Transport, storage & communication	4	13	0	1	0	0	0	3	0	0	0	21
Wholesale & retail	2	5	0	0	0	0	0	0	0	0	2	9
<b>Total</b>	<b>34</b>	<b>109</b>	<b>1</b>	<b>36</b>	<b>7</b>	<b>28</b>	<b>8</b>	<b>41</b>	<b>8</b>	<b>4</b>	<b>88</b>	<b>368</b>

Intoxicating Liquor Act 2003 - Casework Activity Types of Complaint Dealt with by Ground

Complaint Details	Age	Disability	Family Status	Gender	Mixed	Outside Scope	Race	Sexual Orientation	Traveller	Grand Total
Nightclubs	1	2	0	3	0	0	4	2	1	13
Public houses	1	12	4	2	5	1	2	4	33	64
Restaurants	0	3	0	0	0	0	0	0	3	6
<b>Total</b>	<b>2</b>	<b>17</b>	<b>4</b>	<b>5</b>	<b>5</b>	<b>1</b>	<b>6</b>	<b>6</b>	<b>37</b>	<b>83</b>

Intoxicating Liquor Act, 2003 - Casework Activity Types of Complaint Dealt with by Sector

Sector	Age	Disability	Family Status	Gender	Mixed	Outside Scope	Race	Sexual Orientation	Traveller	Grand Total
Hotels, restaurants & licensed premises	2	17	4	5	5	1	5	6	37	82
<b>Total</b>	<b>2</b>	<b>17</b>	<b>4</b>	<b>5</b>	<b>5</b>	<b>1</b>	<b>6</b>	<b>6</b>	<b>37</b>	<b>83</b>

## 2007

### Grounds for referral (Employment Equality and Pensions) 2006 and 2007

Breakdown By Ground	2006	2007	
Age	50	43	-14%
Disability	56	89	+59%
Family Status	4	10	+150%
Gender	75	79	+5%
Marital Status	2	1	-100%
Race	149	307	+106%
Religion	3	5	+67%
Sexual Orientation	7	4	-43%
Traveller Community	1	3	+200%
Multiple Grounds *	98	113	+15%
No Grounds Listed	17	13	-24%
Total	462	667	+44%

### Grounds for referral (Equal Status) 2006 and 2007

Breakdown By Ground	2006	2007	
Age	9	8	-11%
Disability	52	86	+65%
Family Status	0	4	+400%
Gender	7	6	-14%
Marital Status	7	1	-86%
Race	15	10	-33%
Religion	1	1	0%
Sexual Orientation	2	0	-200%
Traveller Community	18	17	-6%
Multiple Grounds	49	47	-4%
No Grounds Listed	6	5	-16%
Total	166	185	+11%

## Equality Authority - Casework Activity in 2007

### Employment Equality Acts 1998 - 2007 Casework Activity Type of Complaint Dealt with by Ground

Complaint Details	Age	Disability	Family Status	Gender	Marital Status	Mixed	Outside Scope	Race	Religious Belief	Sexual Orientation	Traveller	Grand Total
Access To Employment	19	16	0	4	3	10	1	24	3	0	0	80
Access to Promotion	4	0	0	6	0	3	0	5	0	2	0	20
Access to Training	5	5	0	0	0	0	0	1	0	0	0	11
Advertising	8	2	0	2	0	2	0	3	0	0	0	17
Dismissal	3	7	1	12	0	9	0	16	0	2	1	51
Equal Pay	9	2	2	2	0	0	1	6	0	0	0	22
Harassment	8	5	0	8	0	5	0	0	0	2	0	28
Other	0	0	0	0	0	0	0	0	0	0	0	0
Outside Scope	1	1	0	0	0	1	9	0	0	0	0	12
Sexual Harassment	0	0	0	5	0	0	0	0	0	0	0	5
State Agencies	1	0	0	0	0	0	0	0	0	0	0	1
Victimisation	1	0	0	8	0	0	0	2	0	0	0	11
Working Conditions	28	21	0	18	2	14	1	11	5	2	0	102
<b>Total</b>	<b>87</b>	<b>59</b>	<b>3</b>	<b>65</b>	<b>5</b>	<b>44</b>	<b>12</b>	<b>68</b>	<b>8</b>	<b>8</b>	<b>1</b>	<b>360</b>



Employment Equality Acts 1998 - 2007 Casework Activity Types of Complaint Dealt with by Ground

Complaint Details	Age	Disability	Family Status	Gender	Marital Status	Mixed	Outside Scope	Race	Religious Belief	Sexual Orientation	Traveller	Grand Total
Agriculture	0	0	0	0	0	1	0	1	0	0	0	2
Clubs	0	0	0	0	0	1	0	0	0	0	0	1
Construction	1	1	0	6	2	0	1	6	0	0	0	17
Education	15	7	0	8	1	2	0	2	2	1	0	38
Financial & Business Services	6	3	0	9	0	1	0	3	0	1	0	23
Forestry & Fishing	1	0	0	0	0	1	0	0	0	0	0	2
Government Departments & State Agencies	42	21	1	7	2	7	5	6	3	2	0	96
Health	5	7	0	3	0	6	1	19	0	0	0	41
Hotels, Restaurants & Licensed Premises	1	0	0	4	0	6	0	1	0	2	0	14
Manufacturing	4	3	0	2	0	5	0	1	0	0	0	15
Other Services	8	9	1	12	0	11	5	9	1	1	0	57
Private Household	0	0	0	1	0	0	0	1	0	0	0	2
Transport, Storage & Communication	2	6	1	4	0	2	0	1	0	0	0	16
Wholesale & Retail	2	2	0	9	0	1	0	18	2	1	1	36
<b>Total</b>	<b>87</b>	<b>59</b>	<b>3</b>	<b>65</b>	<b>5</b>	<b>44</b>	<b>12</b>	<b>68</b>	<b>8</b>	<b>8</b>	<b>1</b>	<b>360</b>

Equal Status Acts 2000 - 2004 Casework Activity Types of Complaint Dealt with by Ground

Complaint Details	Age	Disability	Family Status	Gender	Marital Status	Mixed	Outside Scope	Race	Religious Belief	Sexual Orientation	Traveller	Victimisation	Grand Total
Access To Pub (Old Act)	0	0	0	0	0	0	0	0	0	0	14	0	14
Accom. Private	2	2	0	0	0	1	0	1	0	0	1	0	7
Accom. Public	0	3	0	0	0	5	0	0	0	1	13	0	22
Advertising	0	1	0	2	0	0	1	0	0	0	0	0	4
Bank Financial	5	4	0	0	1	1	0	3	1	0	0	0	15
Discriminatory Clubs	3	0	0	4	0	0	0	0	0	0	3	0	10
Education 3rd Level	0	3	0	0	0	0	0	1	0	0	0	0	4
Education Primary	0	7	0	10	0	1	0	0	4	0	10	0	32
Education Secondary	0	14	0	0	0	4	0	2	2	1	2	0	25
Governments Departments	5	12	1	3	0	1	3	4	1	1	0	0	31
Harassment	0	0	0	0	0	0	0	4	0	0	0	0	4
Life Insurance	0	4	1	2	0	0	0	2	0	0	0	0	9
Motor Insurance	0	1	0	0	0	0	0	0	0	0	1	0	2
Travel Insurance	7	0	0	0	0	0	0	0	0	0	0	0	7
Other	1	6	0	1	0	3	1	0	0	1	2	0	15
Outside Scope	0	0	0	0	0	0	0	0	0	0	0	0	0
Provision of Services - Health Agencies	4	15	1	1	1	1	1	11	0	0	2	0	37
Provision of Services - Local Authorities	1	11	0	2	0	3	0	0	0	0	10	2	29
Provision of Services - Shops	2	7	0	0	0	1	0	1	0	0	3	0	14
Provision of Services - Social Welfare	3	3	0	3	1	1	2	2	1	0	1	0	17
State Agencies	1	6	0	1	0	2	0	0	0	0	1	0	11
Transport	3	11	0	2	0	0	0	1	0	0	0	0	17
Victimisation	0	0	0	0	0	1	0	0	0	0	0	1	2
<b>Total</b>	<b>37</b>	<b>110</b>	<b>3</b>	<b>31</b>	<b>3</b>	<b>25</b>	<b>8</b>	<b>32</b>	<b>9</b>	<b>4</b>	<b>63</b>	<b>3</b>	<b>328</b>

Equal Status Acts 2000 - 2004 Casework Activity Types of Complaint Dealt with by Sector

Sector	Age	Disability	Family Status	Gender	Marital Status	Mixed	Outside Scope	Race	Religious Belief	Sexual Orientation	Traveller	Victimisation	Grand Total
Clubs	3	0	0	4	0	0	0	0	0	0	4	0	11
Construction	0	0	0	0	0	1	0	0	0	0	0	0	1
Education	0	22	0	9	0	5	0	2	4	1	9	1	53
Financial & Business Services	10	11	1	3	2	1	1	4	1	0	1	0	35
Government Departments & State Agencies	11	43	1	10	0	13	4	20	3	1	29	2	137
Health	3	7	1	1	0	1	1	0	0	0	0	0	14
Hotels, Restaurants & Licensed Premises	1	3	0	0	0	1	0	1	0	1	16	0	23
Other Services	1	8	0	3	0	1	1	3	0	1	1	0	19
Private Household	0	0	0	0	0	2	0	0	0	0	0	0	2
Social Welfare	1	1	0	0	1	0	0	0	1	0	1	0	5
Transport, Storage & Communication	5	11	0	1	0	0	0	1	0	0	0	0	18
Wholesale & Retail	2	4	0	0	0	0	1	1	0	0	2	0	10
<b>Total</b>	<b>37</b>	<b>110</b>	<b>3</b>	<b>31</b>	<b>3</b>	<b>25</b>	<b>8</b>	<b>32</b>	<b>9</b>	<b>4</b>	<b>63</b>	<b>3</b>	<b>328</b>

### Intoxicating Liquor Act 2003 Casework Activity Types of Complaint Dealt with by Ground

Complaint Details	Age	Disability	Family Status	Gender	Marital Status	Mixed	Outside Scope	Race	Religious Belief	Sexual Orientation	Traveller	Grand Total
Nightclubs	0	1	0	0	0	0	0	2	0	1	0	4
Public Houses	1	5	0	1	0	1	0	3	0	3	29	43
Restaurants	0	2	0	0	0	0	0	0	0	0	0	2
<b>Total</b>	<b>1</b>	<b>8</b>	<b>0</b>	<b>1</b>	<b>0</b>	<b>1</b>	<b>0</b>	<b>5</b>	<b>0</b>	<b>4</b>	<b>29</b>	<b>49</b>

### Intoxicating Liquor Act 2003 Casework Activity Types of Complaint Dealt with by Sector

Complaint Details	Age	Disability	Family Status	Gender	Marital Status	Mixed	Outside Scope	Race	Religious Belief	Sexual Orientation	Traveller	Grand Total
Hotels, Restaurants & Licensed Premises	1	8	0	1	0	1	0	5	0	4	29	49
<b>Total</b>	<b>1</b>	<b>8</b>	<b>0</b>	<b>1</b>	<b>0</b>	<b>1</b>	<b>0</b>	<b>5</b>	<b>0</b>	<b>4</b>	<b>29</b>	<b>49</b>

## **2008**

### **Employment equality and Pensions**

#### **Grounds for referral (EE and Pensions) 2007 and 2008**

<b>Breakdown By Ground</b>	<b>2007</b>	<b>2008</b>	
Age	43	82	+91%
Disability	89	97	+9%
Family Status	10	6	-40%
Gender	79	79	0%
Marital Status	1	3	+200%
Race	307	359	+17%
Religion	5	2	-60%
Sexual Orientation	4	5	+25%
Traveller Community	3	1	-67%
Multiple Grounds *	113	199	+76%
No Grounds Listed	13	9	-62%
<b>Total</b>	<b>667</b>	<b>842</b>	<b>+26%</b>

### **Equal Status**

#### **Grounds for referral (ES) 2007 and 2008**

<b>Breakdown By Ground</b>	<b>2007</b>	<b>2008</b>	
Age	8	7	-12%
Disability	86	46	-46%
Family Status	4	4	0%
Gender	6	4	-33%
Marital Status	1	4	+300%
Race	10	18	+80%
Religion	1	1	0%
Sexual Orientation	0	1	+100%
Traveller Community	17	23	+35%
Multiple Grounds*	47	38	-19%
No Grounds Listed	5	8	+60%
<b>Total</b>	<b>185</b>	<b>154</b>	<b>-17%</b>

Equality Authority - Casework Activity in 2008

<b>Employment Equality Casework Activity by Type of Complaint and by Ground 2008</b>												
<b>Complaint Details</b>	<b>Age</b>	<b>Disability</b>	<b>Family Status</b>	<b>Gender</b>	<b>Marital Status</b>	<b>Traveller</b>	<b>Mixed</b>	<b>Outside Scope</b>	<b>Race</b>	<b>Religious Belief</b>	<b>Sexual Orientation</b>	<b>Grand Total</b>
Access To Employment	23	16	0	5	3	2	14	1	26	3	0	<b>93</b>
Access to Promotion	4	0	0	3	0	0	3	0	4	0	2	<b>16</b>
Access to Training	3	7	0	0	0	0	0	0	3	0	0	<b>13</b>
Advertising	5	1	0	2	0	0	2	0	6	0	0	<b>16</b>
Dismissal	4	9	1	10	0	0	7	0	11	0	2	<b>44</b>
Equal Pay	8	1	0	2	0	0	0	1	7	0	0	<b>19</b>
Harassment	9	3	0	7	0	1	4	0	1	0	1	<b>26</b>
Other	0	0	0	1	0	0	0	0	0	0	0	<b>1</b>
Outside Scope	3	0	0	0	0	0	1	10	0	0	0	<b>14</b>
Sexual Harassment	0	0	0	5	0	0	0	0	0	0	0	<b>5</b>
State Agencies	1	1	0	0	0	0	0	0	0	0	0	<b>2</b>
Victimisation	0	0	0	10	0	0	0	0	2	0	0	<b>12</b>
Working Conditions	38	21	1	14	3	0	21	0	10	5	0	<b>113</b>
<b>Total</b>	<b>98</b>	<b>59</b>	<b>2</b>	<b>59</b>	<b>6</b>	<b>3</b>	<b>52</b>	<b>12</b>	<b>70</b>	<b>8</b>	<b>5</b>	<b>374</b>

**Employment Equality Casework Activity  
by Sector and by Ground 2008**

<b>Sector</b>	<b>Age</b>	<b>Disability</b>	<b>Family Status</b>	<b>Gender</b>	<b>Marital Status</b>	<b>Traveller</b>	<b>Mixed</b>	<b>Outside Scope</b>	<b>Race</b>	<b>Religious Belief</b>	<b>Sexual Orientation</b>	<b>Grand Total</b>
Agriculture	0	0	0	0	0	0	1	0	0	0	0	<b>1</b>
Construction	1	2	0	6	2	0	0	0	2	0	0	<b>6</b>
Education	15	9	0	6	1	1	2	1	7	1	1	<b>38</b>
Financial & Business Services	1	4	0	5	0	0	3	0	2	0	0	<b>11</b>
Forestry & Fishing	1	0	0	0	0	0	1	0	0	0	0	<b>2</b>
Government Departments & State Agencies	55	15	1	8	3	1	14	5	5	3	2	<b>84</b>
Health	6	6	0	3	0	0	8	1	22	0	0	<b>36</b>
Hotels, Restaurants & Licensed Premises	1	1	0	5	0	1	4	0	2	0	0	<b>7</b>
Manufacturing	5	3	0	1	0	0	4	0	1	0	0	<b>10</b>
Other Services	7	11	1	13	0	0	8	5	11	2	1	<b>31</b>
Private Household	0	0	0	0	0	0	0	0	1	0	0	<b>1</b>
Transport, Storage & Communication	6	6	0	3	0	0	3	0	1	0	0	<b>10</b>
Wholesale & Retail	0	2	0	9	0	0	4	0	16	2	1	<b>10</b>
<b>Total</b>	<b>98</b>	<b>59</b>	<b>2</b>	<b>59</b>	<b>6</b>	<b>3</b>	<b>52</b>	<b>12</b>	<b>70</b>	<b>8</b>	<b>5</b>	<b>374</b>

Equal Status Casework Activity by Type of Complaint and by Ground 2008													
Complaint Details	Age	Disability	Family Status	Gender	Marital Status	Traveller	Mixed	Outside Scope	Race	Religious Belief	Sexual Orientation	Victimisation	Grand Total
Access To Pub (Old Act)	0	0	0	0	0	6	0	0	0	0	0	0	6
Accom Private	1	2	0	0	0	4	0	0	0	0	0	0	7
Accom Public	1	5	0	0	0	11	1	0	0	0	0	0	18
Advertising	0	0	0	2	0	0	0	1	0	0	0	0	3
Bank Financial	7	4	0	0	1	0	1	0	1	0	0	0	14
Discriminatory Clubs	3	1	0	3	0	3	0	0	0	0	0	0	10
Education 3rd Level	0	2	0	0	0	0	0	0	3	0	0	0	5
Education Primary	0	7	0	10	0	1	0	0	0	4	0	0	22
Education Secondary	0	17	0	0	0	2	4	0	2	4	0	0	29
Governments Departments	5	15	1	1	2	1	2	3	4	1	1	0	36
Life Insurance	0	4	0	1	1	0	0	0	2	0	0	0	8
Motor Insurance	1	1	0	0	0	0	0	0	0	0	0	0	2
Travel Insurance	8	1	0	0	0	0	0	0	0	0	0	0	9
Other	2	3	0	1	0	0	3	0	2	0	1	0	12
Provision of Services - Health Agencies	4	21	1	1	1	0	4	1	11	0	1	0	45
Provision of Services - Local Authorities	0	5	0	2	0	9	2	0	1	0	0	2	21
Provision of Services - Shops	0	7	0	0	0	1	1	1	0	0	0	0	10
Provision of Services - Social Welfare	2	4	0	3	1	1	3	1	2	1	0	0	18
Restaurants	0	1	0	0	0	0	0	0	0	0	0	0	1
State Agencies	1	6	0	0	0	1	0	0	0	0	0	0	8
Transport	2	12	0	2	0	0	0	0	0	0	0	0	16
Victimisation	0	0	0	0	0	0	0	0	0	0	0	1	1
<b>Total</b>	<b>37</b>	<b>118</b>	<b>2</b>	<b>26</b>	<b>6</b>	<b>40</b>	<b>21</b>	<b>7</b>	<b>28</b>	<b>10</b>	<b>3</b>	<b>3</b>	<b>301</b>



<b>Equal Status Casework Activity by Sector and by Ground 2008</b>													
<b>Sector</b>	<b>Age</b>	<b>Disability</b>	<b>Family Status</b>	<b>Gender</b>	<b>Marital Status</b>	<b>Traveller</b>	<b>Mixed</b>	<b>Outside Scope</b>	<b>Race</b>	<b>Religious Belief</b>	<b>Sexual Orientation</b>	<b>Victimisation</b>	<b>Grand Total</b>
Clubs	3	1	0	3	0	3	0	0	0	0	0	0	10
Education	0	33	0	9	0	2	4	0	4	6	0	1	59
Financial & Business Services	14	10	0	2	3	0	1	1	2	0	0	0	33
Government Departments & State Agencies	9	35	1	9	2	23	8	4	19	3	1	2	116
Health	4	12	1	1	0	0	3	1	0	0	1	0	23
Hotels, Restaurants & Licensed Premises	2	4	0	0	0	6	1	0	0	0	1	0	14
Manufacturing	0	1	0	0	0	0	0	0	0	0	0	0	1
Other Services	1	6	0	1	0	2	1	0	1	0	0	0	12
Private Household	0	1	0	0	0	2	2	0	0	0	0	0	5
Social Welfare	1	0	0	0	1	1	1	0	1	1	0	0	6
Transport, Storage & Communication	3	12	0	1	0	0	0	0	1	0	0	0	17
Wholesale & Retail	0	3	0	0	0	1	0	1	0	0	0	0	5
<b>Total</b>	<b>37</b>	<b>118</b>	<b>2</b>	<b>26</b>	<b>6</b>	<b>40</b>	<b>21</b>	<b>7</b>	<b>28</b>	<b>10</b>	<b>3</b>	<b>3</b>	<b>301</b>

<b>Intoxicating Liquor Casework Activity by Type of Complaint and by Ground 2008</b>												
<b>Complaint Details</b>	<b>Age</b>	<b>Disability</b>	<b>Family Status</b>	<b>Gender</b>	<b>Marital Status</b>	<b>Traveller</b>	<b>Mixed</b>	<b>Outside Scope</b>	<b>Race</b>	<b>Religious Belief</b>	<b>Sexual Orientation</b>	<b>Grand Total</b>
Clubs	0	2	0	0	0	0	0	0	0	0	0	2
Nightclubs	0	2	0	0	0	1	0	0	2	0	2	7
Public Houses	1	10	1	1	0	34	1	0	3	0	1	52
<b>Total</b>	<b>1</b>	<b>14</b>	<b>1</b>	<b>1</b>	<b>0</b>	<b>35</b>	<b>1</b>	<b>0</b>	<b>5</b>	<b>0</b>	<b>3</b>	<b>61</b>

**Intoxicating Liquor Casework Activity  
by Sector and by Ground 2008**

<b>Sector</b>	<b>Age</b>	<b>Disability</b>	<b>Family Status</b>	<b>Gender</b>	<b>Marital Status</b>	<b>Traveller</b>	<b>Mixed</b>	<b>Outside Scope</b>	<b>Race</b>	<b>Religious Belief</b>	<b>Sexual Orientation</b>	<b>Grand Total</b>
Clubs	0	2	0	0	0	0	0	0	0	0	0	2
Hotels, Restaurants & Licensed Premises	1	12	1	1	0	35	1	0	5	0	3	59
<b>Total</b>	<b>1</b>	<b>14</b>	<b>1</b>	<b>1</b>	<b>0</b>	<b>35</b>	<b>1</b>	<b>0</b>	<b>5</b>	<b>0</b>	<b>3</b>	<b>61</b>

## 2009

### Employment Equality

#### Grounds for referral (EE and Pensions) 2008 and 2009

Breakdown By Ground	2008	2009	
Age	82	41	-50%
Disability	97	117	+21%
Family Status	6	8	+33%
Gender	79	95	+20%
Marital Status	3	2	-33%
Race	359	289	-29%
Religion	2	0	-100%
Sexual Orientation	5	6	+20%
Traveller Community	1	2	+100%
Multiple Grounds *	199	209	+5%
No Grounds Listed	9	11	+22%
Total	842	780	-7%

### Equal Status

#### Grounds for referral (ES) 2008 and 2009

Breakdown By Ground	2008	2009	
Age	7	8	+14%
Disability	46	32	-30%
Family Status	4	1	-75%
Gender	4	5	+25%
Marital Status	4	1	-75%
Race	18	20	+11%
Religion	1	4	+300%
Sexual Orientation	1	0	-100%
Traveller Community	23	20	-13%
Multiple Grounds*	38	31	-18%
No Grounds Listed	8	4	-50%
Total	154	126	-18%

## Equality Authority - Casework Activity in 2009

### Employment Equality Acts

<b>Equality Ground</b>	<b>Grand Total</b>
Age	45
Disability	37
Family Status	2
Gender	20
Marital Status	3
Mixed	24
Outside Scope	10
Race	42
Religious Belief	3
Sexual Orientation	1
Traveller	1
<b>Total</b>	<b>188</b>

### Equal Status Acts

<b>Equality Ground</b>	<b>Grand Total</b>
Age	21
Disability	77
Family Status	3
Gender	20
Marital Status	6
Mixed	19
Outside Scope	6
Race	29
Religious Belief	9
Sexual Orientation	2
Traveller	26
Victimisation	2
<b>Total</b>	<b>220</b>

### Intoxicating Liquor Act

<b>Equality Ground</b>	<b>Grand Total</b>
Disability	3
Family Status	4
Mixed	1
Outside Scope	1
Race	9
Sexual Orientation	4
Traveller	35
<b>Total</b>	<b>57</b>

## 2010

### Employment Equality

#### Grounds for referral (EE and Pensions) 2009 and 2010

Breakdown By Ground	2009	2010	
Age	41	59	+44%
Disability	117	118	+1%
Family Status	8	15	+88%
Gender	95	43	-54%
Marital Status	2	2	0%
Race	289	259	-10%
Religion	0	1	+100%
Sexual Orientation	6	3	-50%
Traveller Community	2	2	0%
Multiple Grounds *	209	195	-7%
No Grounds Listed	11	17	+55%
<b>Total</b>	<b>780</b>	<b>714</b>	<b>-8%</b>

### Equal Status

#### Grounds for referral (ES) 2009 and 2010

Breakdown By Ground	2009	2010	
Age	8	3	-63%
Disability	32	25	-22%
Family Status	1	2	+100%
Gender	5	5	0%
Marital Status	1	0	-100%
Race	20	24	+20%
Religion	4	0	-400%
Sexual Orientation	0	2	+200%
Traveller Community	20	22	+10%
Multiple Grounds*	31	22	-29%
No Grounds Listed	4	2	-50%
<b>Total</b>	<b>126</b>	<b>107</b>	<b>-15%</b>

## Equality Authority - Casework Activity in 2010

Employment Equality Acts 1998 - 2008 Casework Activity - Sectors Complained of by Ground												
Sector	Age	Disability	Family Status	Gender	Marital Status	Mixed	Outside Scope	Race	Religious Belief	Sexual Orientation	Traveller	Grand Total
Agriculture						1						1
Clubs								1				1
Construction		1		2				1				4
Education	7	5		6		1		5			1	25
Financial & Business Services		3	1	4		1						9
Forestry & Fishing	1											1
Government Departments & Health	16	9		5	1	8		1	3	1	1	45
Hotels, Restaurants & Licensed Premises		3		1				2				6
Manufacturing		2		3		1	1					7
Other Services	2	5	1	3		2	3	3	1			20
Other Services								1				1
Social Welfare						1						1
Transport, Storage and Com	3	1		5		1		5				15
Wholesale & Retail		3		2					1	1		7
<b>Grand Total</b>	<b>29</b>	<b>34</b>	<b>2</b>	<b>34</b>	<b>1</b>	<b>16</b>	<b>4</b>	<b>21</b>	<b>5</b>	<b>2</b>	<b>2</b>	<b>150</b>
Employment Equality Acts 1998 - 2008 Casework Activity - Sectors Complained of by Ground												
Sector	Age	Disability	Family Status	Gender	Marital Status	Mixed	Outside Scope	Race	Religious Belief	Sexual Orientation	Traveller	Grand Total
Agriculture						1						1
Clubs								1				1
Construction		1		2				1				4
Education	7	5		6		1		5			1	25
Financial & Business Services		3	1	4		1						9
Forestry & Fishing	1											1
Government Departments & Health	16	9		5	1	8		1	3	1	1	45
Hotels, Restaurants & Licensed Premises		3		1				2				6
Manufacturing		2		3		1	1					7
Other Services	2	5	1	3		2	3	3	1			20
Other Services								1				1
Social Welfare						1						1
Transport, Storage and Com	3	1		5		1		5				15
Wholesale & Retail		3		2					1	1		7
<b>Grand Total</b>	<b>29</b>	<b>34</b>	<b>2</b>	<b>34</b>	<b>1</b>	<b>16</b>	<b>4</b>	<b>21</b>	<b>5</b>	<b>2</b>	<b>2</b>	<b>150</b>

Equal Status Acts 2000 - 2008 Casework Activity - Sectors Complained of by Ground											
Sector	Age	Disability	Family Status	Gender	Marital Status	Mixed	Outside Scope	Race	Religious Belief	Traveller	Grand Total
Clubs		1		3			1				5
Education	1	29				1		3	1		35
Financial & Business Services	9	4						1			14
Government Departments & State Agencies	3	11		1		5	1			8	29
Health	2	9			1	1					13
Hotels, Restaurants & Licensed Premises	1	2								8	11
Other Services	2	3	1		1	1	1	1		3	13
Private Household		1									1
Social Welfare		1		1		1		1		1	5
Transport, Storage and Communication		6	1	2		1		3			13
Wholesale & Retail		1						2		1	4
<b>Grand Total</b>	<b>18</b>	<b>68</b>	<b>2</b>	<b>7</b>	<b>2</b>	<b>10</b>	<b>3</b>	<b>11</b>	<b>1</b>	<b>21</b>	<b>143</b>

Equal Status Acts 2000 - 2008 Casework Activity - Types of Complaint Dealt with by Ground											
Complaint Details	Age	Disability	Family Status	Gender	Marital Status	Mixed	Outside Scope	Race	Religious Belief	Traveller	Grand Total
Access to Pub (Old Act)										1	1
Accommodation - Private	1	1									2
Accommodation - Public		1				1				11	13
Advertising	1			1				3		1	6
Banking Financial	2	1									3
Discrimintory Clubs		1		3			1				5
Education - 3rd Level		2						3			5
Education - Primary		4							1		5
Education - Secondary		18									18
Departments	2	10		1							13
Harassment						1					1
Insurance		3									3
Insurance - Motor											
Insurance - Travel	1	1									2
Insurance	6										6
Other	2	3	1		1		1	2		1	11
Outside Scope							1				1
Provision of Services - Health Agencies	2	13			1	3				1	20
Provision of Services - Local Authorities	1	1				1				5	8
Provision of Services - Shops		2						1			3
Provision of Services - Social Welfare		1		1		2		1		1	6
State Agencies		1				1		1			3
Transport		5	1	1		1					8
<b>Grand Total</b>	<b>18</b>	<b>68</b>	<b>2</b>	<b>7</b>	<b>2</b>	<b>10</b>	<b>3</b>	<b>11</b>	<b>1</b>	<b>21</b>	<b>143</b>

**Intoxicating Liquor Act 2003 Casework Activity - Sector Complained of by Ground**

Sector	Disability	Marital Status	Mixed	Sexual Orientation	Traveller	Grand Total
Hotels, Restaurants & Licenses	9	1	2	3	24	39
<b>Grand Total</b>	<b>9</b>	<b>1</b>	<b>2</b>	<b>3</b>	<b>24</b>	<b>39</b>

**Intoxicating Liquor Act 2003 Casework Activity - Types of Complaint dealt with by Ground**

Complaint Details	Disability	Marital Status	Mixed	Sexual Orientation	Traveller	Grand Total
Nightclubs	4					4
Public Houses	5	1	2	3	24	35
<b>Grand Total</b>	<b>9</b>	<b>1</b>	<b>2</b>	<b>3</b>	<b>24</b>	<b>39</b>



## **2011**

### **Equality Authority - Casework Activity in 2010**

## **2. Employment Equality Acts 1998-2011**

In 2011 there were 132 case-files processed under the Employment Equality Acts 1998-2011. Of these, 64 were new files opened in 2011 with the grounds of Disability, Gender, Age and Race accounting for the majority of new case-files. The table below provides a breakdown of the categories of all case-files by ground.

<b>Ground</b>	<b>Total Case-files</b>
Age	22
Civil Status*	1
Disability	41
Gender	31
Mixed	9
Outside Scope	1
Race	18
Religious Belief	3
Sexual Orientation	3
Traveller	2
Victimisation	1
<b>Grand Total</b>	<b>132</b>

\* In 2011, the ground of 'Marital Status' was changed to include those in Civil Partnerships and was retitled 'Civil Status'

## Equal Status

Sector	Age	Civil Status	Disability	Gender	Mixed	Outside Scope	Race	Religious Belief	Traveller	Total
Clubs	0	0	0	4	0	0	0	0	0	4
Education	0	0	25	0	4	0	5	4	1	39
Financial & Business Services	4	2	2	0	0	1	1	0	0	10
Government Dept and State Agencies	18	0	7	0	2	1	2	0	7	37
Health	1	0	6	0	1	0	0	0	0	8
Hotels, Restaurants & Licensed Premises	0	0	2	0	0	0	0	0	5	7
Other Services	4	0	1	0	0	1	0	0	1	7
Private Household	0	0	2	0	0	2	0	0	0	4
Social Welfare	0	0	0	0	1	0	1	0	0	2
Transport, Storage & Communication	0	0	2	0	0	0	0	0	0	2
<b>Total</b>	<b>27</b>	<b>2</b>	<b>47</b>	<b>4</b>	<b>8</b>	<b>5</b>	<b>9</b>	<b>4</b>	<b>14</b>	<b>120</b>

## Intoxicating Liquor

Ground	1. Nightclubs	2. Public Houses	3. Restaurants
Age	0	1	0
Disability	2	6	1
Family Status	0	2	0
Marital Status	0	1	0
Mixed	0	1	0
Race	0	1	0
Sexual Orientation	3	3	0
Traveller	0	16	0
<b>Total</b>	<b>5</b>	<b>31</b>	<b>1</b>

#### 4. Table of sources (reports and studies on Roma)

	<b>Title, author, source</b>	<i>Achieving Equity of Access to Higher Education in Ireland: The Case of Travellers (2005), Binchy, J. &amp; Healy, C.</i> <a href="http://www.itmtrav.ie/uploads/publication/Travellers_3rd_level_doc.pdf">http://www.itmtrav.ie/uploads/publication/Travellers_3rd_level_doc.pdf</a>
	<b>Source and type</b>	Non-Governmental, social
<b>Thematic area</b>	<i>Education</i>	✓
	<i>Housing</i>	
	<i>Employment</i>	
	<i>Health</i>	
	<i>Poverty</i>	
	<i>Migration</i>	
	<i>Active citizenship</i>	
	<b>Sample</b>	12 participants, 2 Male, 10 Female
	<b>Location</b>	Ireland
	<b>Target population</b>	Travellers that have accessed third level education
	<b>Key findings</b>	<p>Report concludes that while much has been achieved, further measures need to be taken at national and institutional levels to increase the numbers of Travellers accessing third level education.</p> <p>Targets need to be set at national level and measures must be taken at institutional levels to make progress in this area.</p> <p>There is a need for more direct action to promote Traveller participation at third level.</p> <p>There is currently a gap in provision between school and further and higher education. The valuable Visiting Teacher Service (VTS) should be extended to reduce early school leaving and assist with the transition to further and higher education.</p> <p>There are not enough human and financial resources to support progression from second to third level and this gap in provision requires filling urgently.</p> <p>Entry requirements and structures for progression should be flexible to facilitate access so that more Travellers can participate in further and higher level education in the short term.</p> <p>Recommend developing a mentoring programme for Traveller students. They would be mentored by other Travellers with experience in third level. This will initiate important peer-support groups.</p> <p>Innovative forms of adult education and third level education should be cultivated and multi-modal provision promoted. Greater links need to be forged between Traveller organisations, voluntary organisations and statutory bodies so they can learn from each others experiences.</p> <p>All disciplines at third level must be relevant and be possible options for Travellers so they can work outside their own community. At present, Travellers participating in third level are narrowly distributed in a few areas such as courses focusing on Community Development and Youth Work, and Travellers tend to return to work in their community. The challenge now is how to attract more Travellers to courses such as law, social work, childcare and teacher training.</p> <p>Problems with literacy still present significant difficulties to adult Travellers and contribute to social exclusion. As with third level, adult education needs to tackle the barriers which prevent Travellers from participating and invest in more resources in this area.</p>

<b>Methodology</b>	(1) Desk research of existing policy documentation pertaining to Traveller education provision in Ireland. (2) A qualitative research study using semi-structured interviews profiling Travellers who have accessed third level education
<b>Representativeness, transferability of findings</b>	Only for Travellers that have accessed third level education in Ireland. Not a representative sample.

	<b>Title, author, source</b>	<i>Roma Educational Needs in Ireland (2005), Lesovitch, L., Dublin Vocational Education Committee.</i> <a href="http://www.paveepoint.ie/pdf/Roma_Report.pdf">http://www.paveepoint.ie/pdf/Roma_Report.pdf</a>
	<b>Source and type</b>	Non-Governmental, social
<b>Thematic area</b>	<i>Education</i>	✓
	<i>Housing</i>	
	<i>Employment</i>	
	<i>Health</i>	
	<i>Poverty</i>	
	<i>Migration</i>	
	<i>Active citizenship</i>	
	<b>Sample</b>	7 Roma women (aged 18-36) 30 Roma men (aged 25-55) 5 Roma children -3 boys 2 girls (aged 8-13) Irish service providers consulted: _ Education providers at mainstream schools _ Traveller and Roma Education _ Organisations working with asylum seeker, refugee and ethnic minority clients _ Welfare _ Health
	<b>Location</b>	Dublin
	<b>Target population</b>	Roma migrants, adults and children
	<b>Key findings</b>	Key Findings of the Report The research found the barriers to Roma adult participation in education (primarily, language and literacy development) include: _ Stress of the asylum process and an inability to plan for the future _ Mother-tongue non-literacy as well as non-literacy in other languages _ Limited and/or no English language skills development _ Traditional gender roles _ Cultural attitudes to mixing in non-Roma sectors and fears of losing Roma culture _ Limited and/or negative experiences in formal education provision The barriers to Roma children's participation and achievement/attainment in education include: _ Lack of family support for school _ Parental inability to help with schoolwork _ Traditional gender roles _ Difficulties eliciting accurate information on children's previous school experiences and/or enrolment _ Peer group relations in schools _ Literacy and familiarity with a formal learning environment  The report emphasises the importance of the extended,

		intergenerational family-group learning environment in Roma culture. It draws attention for the need to: <ol style="list-style-type: none"> <li>1. Establish/build a link between the home and education institutions for adults and Children.</li> <li>2. Understand traditional social and cultural roles maintained by the majority of Roma families in Ireland.</li> <li>3. Provide programmes for Roma men, which have specific work-related outcomes.</li> <li>4. Provide programmes for Roma women, which reflect childcare responsibilities and socialisation roles.</li> <li>5. Implement a family learning approach to language and literacy development for Roma adults and children.</li> </ol>
	<b>Methodology</b>	Qualitative research study focusing on primary, post-primary and adult education. The research findings were drawn from consultation with Roma adults through focus group discussions and life history interviews. Drawing interviews were used with Roma children. Irish service providers were consulted through semi-structured interviews.
	<b>Representativeness, transferability of findings</b>	Generally for Roma in Dublin, not a representative sample.

	<b>Title, author, source</b>	<i>Addressing the Challenges and Barriers to Inclusion in Irish Schools, Report to Research and Development Committee of the Department of Education and Skills (2010), Travers et al.</i> <a href="http://www.spd.dcu.ie/main/academic/special_education/documents/StPatricksCollegeSENReport2010_000.pdf">http://www.spd.dcu.ie/main/academic/special_education/documents/StPatricksCollegeSENReport2010_000.pdf</a>
	<b>Source and type</b>	Non-Governmental, social
<b>Thematic area</b>	<i>Education</i>	✓
	<i>Housing</i>	
	<i>Employment</i>	
	<i>Health</i>	
	<i>Poverty</i>	
	<i>Migration</i>	
	<b>Active citizenship</b>	
	<b>Sample</b>	3 primary and post primary schools - staff and pupils
	<b>Location</b>	Ireland - urban and rural
	<b>Target population</b>	Staff and students in schools
	<b>Key findings</b>	The study addresses the question of how Irish schools seek to overcome the challenges and barriers to inclusion and examines minority ethnic and minority language students.  The challenges and barriers identified at school level, point to considerable challenges in relation to the expertise of schools and teachers with regard to assessment and the provision of support services. Issues concerning discipline and student behaviour were identified as posing serious challenges for schools. The challenges and barriers identified at the level of the teacher /class, centred around teachers' concerns in meeting the individual needs of their students. The lack of time and the need for more

		expertise in the area of differentiation to meeting students' individual needs were highlighted as major issues. 'Within-child' aspects such as students' ability, characteristics and personality, including areas such as motivation, confidence and self esteem posed challenges for teachers and schools.
	<b>Methodology</b>	A multiple case study research design was utilised across six schools. Methods used included questionnaires, interviews, observation and document analysis.
	<b>Representativeness, transferability of findings</b>	Ireland, while representing a cross section of schools it is not a representative sample.

	<b>Title, author, source</b>	<i>The TEACH Report Traveller Education &amp; Adults: Crisis Challenge and Change (2010), Hourigan, N. &amp; Campbell, M.</i> <a href="http://aran.library.nuigalway.ie/xmlui/handle/10379/1394">http://aran.library.nuigalway.ie/xmlui/handle/10379/1394</a>
	<b>Source and type</b>	Non-Governmental, social
<b>Thematic area</b>	<i>Education</i>	✓
	<i>Housing</i>	
	<i>Employment</i>	
	<i>Health</i>	
	<i>Poverty</i>	
	<i>Migration</i>	
	<i>Active citizenship</i>	
	<b>Sample</b>	96 interviews with Travellers, Traveller education stakeholders and community stakeholders in the fields of health, criminal justice and local environment.
	<b>Location</b>	Ireland - 4 locations (Ennis, Dundalk, Mullingar, Waterford)
	<b>Target population</b>	Travellers
	<b>Key findings</b>	An evaluation of educational documentation on intercultural integration indicated that there is a significant gap between the state's aspirations to support inter-cultural education and the provision of applied policies and resources which might support this process. As a result of this policy weakness, schools can avoid enrolling Traveller students. Travellers have little influence in the administration and management of schools and Traveller culture is largely invisible within the curricular content of the Irish educational system. Sociological analysis of the empirical data revealed that prejudice experienced by Travellers and welfare dependency constituted major obstacles to Traveller progression into mainstream education and the workforce. The study found that a significant proportion of Travellers who had progressed had hidden their identities from settled colleagues for fear of experiencing prejudice. In some cases, entering the workforce had significantly weakened the Travellers' relationships with their own community and extended families. However, there were also significant 'culture clashes' between aspects of Traveller culture and settled attitudes to work and progression linked to nomadism, feuding, gender roles and extended family obligations. The study found that the high levels of enrolment by Travellers at primary level did transfer to post-primary settings. However, during the early teenage period, there is significant haemorrhaging of Travellers from the second level system linked to experiences of prejudice and the transition from single teacher to multiple teacher environments. Most importantly, we found that while the age 15-19

		period, is critical for settled teenagers in laying the foundations for their progression into the workforce or further education, it is also the critical period for progression in Traveller culture. However, Traveller progression is based almost entirely on marriage which signals entry into adulthood and is linked to status and income generation within Traveller culture. Thus, large numbers of Travellers are leaving the school system when they reach this age group in order to marry. As a result of patterns of early marriage within the Traveller community, the provision of adult education services for Travellers will be a critical factor in facilitating Traveller participation in Irish society for many years to come.
	<b>Methodology</b>	Qualitative interviews and focus groups and desk research.
	<b>Representativeness, transferability of findings</b>	Only for Travellers. Not a representative sample.

	<b>Title, author, source</b>	<i>Measure Study of Early School Leavers - Youthreach and Travellers Measure 11B of the EHRDOP Implemented by the Department of Education and Science (2007), WRC Social and Economic Consultants</i> <a href="http://www.equality.ie/en/Research/Equality-Studies-Unit/">http://www.equality.ie/en/Research/Equality-Studies-Unit/</a>
	<b>Source and type</b>	Non-Governmental, social
<b>Thematic area</b>	<i>Education</i>	✓
	<i>Housing</i>	
	<i>Employment</i>	
	<i>Health</i>	
	<i>Poverty</i>	
	<i>Migration</i>	
	<i>Active citizenship</i>	
	<b>Sample</b>	n/a
	<b>Location</b>	Ireland
	<b>Target population</b>	Travellers
	<b>Key findings</b>	<p>While Youthreach is designed to address the educational needs of early school-leavers and to cater for a target population based on a combination of their age and educational level, a substantial minority of participants are members of the Traveller community. The representation of young Travellers in Youthreach has been increasing over recent years, in particular the participation of young Traveller men.</p> <p>It is clear from the profile of participants entering Measure 11B that they are severely educationally disadvantaged and that they experience substantial educational inequalities relative to their age peers who are not early school leavers.</p> <p>Among the strengths of Measure 11 B is the manner in which it engages and secures the participation of young people and Traveller adults (in the case of STTCs) and its focus on tackling the severe educational disadvantage experienced by them.</p> <p>The three weaknesses of Measure 11B identified are: (i) the high level of early leaving / drop-out from the programmes; (ii) the low level qualifications secured by the majority of participants completing the programmes; and, (iii) the low rates of transfer and progression to further education and training following completion of the programmes.</p>
	<b>Methodology</b>	• collecting and reviewing documentation on programme design

		(e.g., eligibility criteria, recruitment processes, supports to participants etc) and implementation procedures (e.g., roles and responsibilities of various personnel); <ul style="list-style-type: none"> <li>• collecting and reviewing previous studies / reports on the measure;</li> <li>• obtaining and analysing data on programme participants;</li> </ul>
	<b>Representativeness, transferability of findings</b>	Only for Travellers in Ireland

	<b>Title, author, source</b>	<i>Traveller Children and Education: Progress and Problems (2006), Forkan, C.</i> <a href="http://www.iywc.ie/wp-content/uploads/2010/11/YouthStudiesIreland-Traveller_Children_and_Education-2.pdf">http://www.iywc.ie/wp-content/uploads/2010/11/YouthStudiesIreland-Traveller_Children_and_Education-2.pdf</a>
	<b>Source and type</b>	Non-Governmental, social
<b>Thematic area</b>	<i>Education</i>	✓
	<i>Housing</i>	
	<i>Employment</i>	
	<i>Health</i>	
	<i>Poverty</i>	
	<i>Migration</i>	
	<i>Active citizenship</i>	
	<b>Sample</b>	60 participants 10 parents - adult travellers 10 primary school and 10 post primary school travellers 17 school principals, teachers and teaching support staff 13 community and support agency staff
	<b>Location</b>	Suburb, Dublin, Ireland
	<b>Target population</b>	Travellers
	<b>Key findings</b>	There have been significant positive developments regarding Traveller participation in education, particularly regarding levels of enrolment. But serious problems persist relating to absenteeism at primary level and poor retention to Senior Cycle at secondary level.  The interview data and analysis clearly suggest that the ‘problem’ of Traveller education is not due to Traveller culture alone; other micro- and macro-sociological factors are at play and what are often regarded as ‘innate cultural practices’ are often actually the outcomes of ‘structural exclusion and inequalities’. Prevailing social attitudes and perceptions concerning the place of Travellers in Irish society and their involvement in education are a crucially important factor.
	<b>Methodology</b>	Qualitative interviews and focus groups and desk research.
	<b>Representativeness, transferability of findings</b>	Only for Travellers in Ireland

	<b>Title, author, source</b>	<i>Developing entrepreneurship programmes for female members of the Irish traveller community (2009) Cooney, T.M.</i> <a href="http://arrow.dit.ie/cgi/viewcontent.cgi?article=1043&amp;context=buschmarart">http://arrow.dit.ie/cgi/viewcontent.cgi?article=1043&amp;context=buschmarart</a>
	<b>Source and type</b>	-



<b>Thematic area</b>	<i>Education</i>	
	<i>Housing</i>	
	<i>Employment</i>	✓
	<i>Health</i>	
	<i>Poverty</i>	
	<i>Migration</i>	
	<i>Active citizenship</i>	
	<b>Sample</b>	12 female travellers
	<b>Location</b>	Ireland
	<b>Target population</b>	Female travellers
	<b>Key findings</b>	This study explored the distinctive challenges faced by female travellers in starting their own business.  Four distinct categories of entrepreneurship barriers faced by female travellers were recognised: self-esteem, traveller identity, welfare trap and family responsibilities.
	<b>Methodology</b>	Case study of a pilot “start your own business” programme
	<b>Representativeness, transferability of findings</b>	Only for Travellers in Ireland

	<b>Title, author, source</b>	<i>Positive Action for Traveller Employment Case Studies of Traveller Participation in Employment and Enterprise Initiatives (2008), Peelo, D. O’Connor, A. &amp; O’Toole, G.</i> <a href="http://www.equality.ie/Files/Positive%20Action%20for%20Traveller%20Employment.pdf">http://www.equality.ie/Files/Positive%20Action%20for%20Traveller%20Employment.pdf</a>
	<b>Source and type</b>	Non-Governmental, social
<b>Thematic area</b>	<i>Education</i>	
	<i>Housing</i>	
	<i>Employment</i>	✓
	<i>Health</i>	
	<i>Poverty</i>	
	<i>Migration</i>	
	<i>Active citizenship</i>	
	<b>Sample</b>	10 case studies - varying numbers of participants in each case study
	<b>Location</b>	Ireland
	<b>Target population</b>	Travellers
	<b>Key findings</b>	The study examines ten different and innovative approaches to employment creation in the Traveller community. The ten case studies reveal a number of factors that enable effective positive action to achieve full equality in practice for Travellers. These factors include: - Leadership for equality within the organisation employing Travellers that is high profile, committed and informed. - Partnership between the organisation employing Travellers and Traveller organisations and members of the Traveller community. - Making adjustments in employment policies, procedures and practices that take account of the distinct Traveller culture and that identity and respond to the disadvantaged labour market situation of members of the Traveller community. - Creating a working environment in which the workplace culture is positive to diversity and equality..
	<b>Methodology</b>	10 case studies

<b>Representativeness, transferability of findings</b>	Travellers in Ireland
--	-----------------------

	<b>Title, author, source</b>	Traveller-Specific Accommodation: Practice, Design and Management (2008), Treadwell Shine K, Kane, F. and Coates, D. <a href="https://www.housing.ie/Our-Publications/Archive/Traveller-Specific-Accommodation/Traveller_Specific_Accommodation_Practice,_Design_.pdf">https://www.housing.ie/Our-Publications/Archive/Traveller-Specific-Accommodation/Traveller_Specific_Accommodation_Practice,_Design_.pdf</a>
	<b>Source and type</b>	Non-Governmental, social
<b>Thematic area</b>	<i>Education</i>	
	<i>Housing</i>	✓
	<i>Employment</i>	
	<i>Health</i>	
	<i>Poverty</i>	
	<i>Migration</i>	
	<i>Active citizenship</i>	
	<b>Sample</b>	Visit to 40 halting sites/group housing schemes 34 Local Authorities 42 travellers
	<b>Location</b>	Ireland
	<b>Target population</b>	Travellers
	<b>Key findings</b>	The study highlighted the complexity of the Traveller accommodation arena and the number of factors impacting upon the current context of the management and maintenance of Traveller-specific accommodation. The research has found that there was little variability across local authorities in terms of key issues arising in relation to Traveller-specific accommodation. At the same time, however, the research suggested that national strategic frameworks are often not a key influence of local practice and delivery. Instead, informal consultation mechanisms, and to a much lesser extent formal mechanisms, are a stronger driver of practice and delivery. Design and provision elements of Traveller-specific accommodation operate within and are shaped by local practice and delivery frameworks, as well as being affected by national and local conditions. The construction of new Traveller-specific accommodation was considered to be the best option to meet housing need. Concern was raised by service providers about the sustainability, appropriateness and cost-effectiveness of refurbishment. It was argued, for example, that refurbishment of existing sites/ group housing schemes does not remove factors associated with the sometimes poor location in the first place and may not be adaptable to respond to future needs and demographic changes.
	<b>Methodology</b>	Physical examination of housing, survey and interviews with national stakeholders, local authority officials, Travellers and Traveller representatives.
	<b>Representativeness, transferability of findings</b>	Travellers in Ireland

<b>Title, author, source</b>	Strategic Accommodation Plan - working towards change (2007) Clondalkin Travellers Development Group
------------------------------	---

		<a href="http://www.itmtrav.ie/uploads/publication/CTDG_28pg_plus_cover1.pdf">http://www.itmtrav.ie/uploads/publication/CTDG_28pg_plus_cover1.pdf</a>
	<b>Source and type</b>	Non-Governmental, social
<b>Thematic area</b>	<i>Education</i>	
	<i>Housing</i>	✓
	<i>Employment</i>	
	<i>Health</i>	
	<i>Poverty</i>	
	<i>Migration</i>	
	<i>Active citizenship</i>	
	<b>Sample</b>	Local authority officials, Travellers and Traveller representative (numbers not specified)
	<b>Location</b>	Clondalkin, Dublin, Ireland
	<b>Target population</b>	Travellers
	<b>Key findings</b>	A shared understanding between Travellers and the agencies that provide accommodation and the impact of poor accommodation is emerging more strongly than before. Progress has been made on the delivery of accommodation within Clondalkin, but not all the provision has been achieved. This must be addressed as a matter of urgency. Alongside this, the key issues raised by Travellers regarding consultation, information and communication with the local council need to be addressed. There is also a need to ensure Travellers are provided with the most effective and equitable service as in line with the local councils customer service policies.
	<b>Methodology</b>	Focus groups and Interviews
	<b>Representativeness, transferability of findings</b>	Travellers in one area in Dublin, Ireland

	<b>Title, author, source</b>	Feasibility Study for the Establishment of a Traveller led Voluntary Accommodation Association Building a better future for Traveller Accommodation (2009) O'Toole, G. <a href="http://www.itmtrav.ie/uploads/publication/Feasibility_Study.pdf">http://www.itmtrav.ie/uploads/publication/Feasibility_Study.pdf</a>
	<b>Source and type</b>	Non-Governmental, social
<b>Thematic area</b>	<i>Education</i>	
	<i>Housing</i>	✓
	<i>Employment</i>	
	<i>Health</i>	
	<i>Poverty</i>	
	<i>Migration</i>	
	<i>Active citizenship</i>	
	<b>Sample</b>	11 voluntary housing groups 113 travellers and traveller organisations 4 local authorities 1 county manager
	<b>Location</b>	Ireland, Northern Ireland and the UK
	<b>Target population</b>	Travellers
	<b>Key findings</b>	The study findings show that all of those who participated in the consultation process were in favour of a Traveller led Voluntary

		<p>Accommodation Association (TVAA) being established. Part of the reason for this consensus is that all of the stakeholders to the process acknowledge that the need for culturally appropriate Traveller accommodation is still significant and will grow substantially in to the future.</p> <p>Also, it was emphasized that innovative models for the design, delivery and management of Traveller accommodation need to be developed to encourage better practice in this area.</p> <p>It is widely accepted that the delivery and management of Traveller accommodation is a difficult area and has been undermined by a host of problems.</p> <p>Commonly cited barriers to provision during the consultation process for this study were:</p> <ul style="list-style-type: none"> <li>• prejudice against Travellers,</li> <li>• lack of commitment to provision of culturally appropriate accommodation,</li> <li>• lack of innovation in the design, management and maintenance of Traveller accommodation,</li> <li>• lack of power at national level to ensure full delivery at local level,</li> <li>• the trespass law which is blocking Travellers right to be nomadic,</li> <li>• zoning, planning objections and lack of suitable land banks.</li> </ul>
	<b>Methodology</b>	Desk research and field work - questionnaires, face to face interviews, telephone interviews and focus groups
	<b>Representativeness, transferability of findings</b>	Travellers in Ireland, Northern Ireland and the UK

	<b>Title, author, source</b>	<i>Housing Conditions of Roma and Travellers (2009) Watt, P. and Charles, K. FRA</i> <a href="http://fra.europa.eu/fraWebsite/attachments/RAXEN-Roma%20Housing-Ireland_en.pdf">http://fra.europa.eu/fraWebsite/attachments/RAXEN-Roma%20Housing-Ireland_en.pdf</a>
	<b>Source and type</b>	Non-Governmental, Social, Lega
<b>Thematic area</b>	<i>Education</i>	
	<i>Housing</i>	✓
	<i>Employment</i>	
	<i>Health</i>	
	<i>Poverty</i>	
	<i>Migration</i>	
	<i>Active citizenship</i>	
	<b>Sample</b>	-
	<b>Location</b>	Ireland
	<b>Target population</b>	Travellers
	<b>Key findings</b>	<p>The continuing high percentage of Traveller families in Ireland remaining without basic facilities and services is highlighted in this report as is the impact of poor accommodation on issues such as health, education and employment.</p> <ol style="list-style-type: none"> <li>1. The quality and professionalism of Traveller NGOs has been a key feature of good practice in Ireland.</li> <li>2. The 1998 legislative framework is very positive, if fully implemented.</li> <li>3. While funding has not been a barrier to Traveller accommodation there has been a lack of progress in building transient sites.</li> </ol>

		4. Insufficient attention is given to the needs of Travellers with disabilities in Traveller specific accommodation.
	<b>Methodology</b>	Desk Study Quantitative and Qualitative Analysis Field research comprised of five structured interviews with Traveller Unit, Department of Environment, Heritage and Local Government, Pavee Point National Travellers Centre, Donegal Travellers Development Group, Galway Travellers Support Group and the Irish Traveller Movement
	<b>Representativeness, transferability of findings</b>	Travellers in Ireland

	<b>Title, author, source</b>	<b>TRAVELLERS' HEALTH MATTERS A retrospective health impact assessment of low-grade Traveller accommodation (2009) Galway, Galway Traveller Movement.</b>
	<b>Source and type</b>	Non-Governmental, social
<b>Thematic area</b>	<i>Education</i>	
	<i>Housing</i>	✓
	<i>Employment</i>	
	<i>Health</i>	✓
	<i>Poverty</i>	
	<i>Migration</i>	
	<i>Active citizenship</i>	
	<b>Sample</b>	n/a
	<b>Location</b>	Ireland
	<b>Target population</b>	Travellers and Roma
	<b>Key findings</b>	1. Public health epidemiology for the Roma population remains scant, with indications of higher rates of diabetes mellitus, hyperlipidaemia, coronary artery disease and obesity. 2. The Roma health profile reflects that of Irish Travellers in terms of a lower average life expectancy, higher infant mortality and higher levels of nutrition-related illnesses than majority populations. 3. Socio-economic factors such as poverty, restricted access to medical care, sub-standard housing provision, poor sanitation and inadequate nutrition can contribute to the overall health disparity.
	<b>Methodology</b>	Desk based study
	<b>Representativeness, transferability of findings</b>	Travellers and Roma in Ireland

	<b>Title, author, source</b>	<i>Traveller women's perceptions of illness causation and health inequalities (2006)</i> <b>Hodgins, M. Millar, M. and Barry, M.</b>
	<b>Source and type</b>	Non-Governmental, social
<b>Thematic area</b>	<i>Education</i>	
	<i>Housing</i>	
	<i>Employment</i>	
	<i>Health</i>	✓
	<i>Poverty</i>	
	<i>Migration</i>	

	<i>Active citizenship</i>	
	<b>Sample</b>	41 Traveller women
	<b>Location</b>	Ireland
	<b>Target population</b>	Traveller women
	<b>Key findings</b>	The study not only illustrates the complexity of lay perceptions of ill-health and health inequalities, but raises important questions about the prevalence of depression and of domestic violence in the Travelling community. These Traveller women attributed ill-health to social and environmental factors, such as accommodation, hardship and discrimination. Traveller women's understandings of health and the factors that determine it are deeply embedded in the social context of their lives and their ethnic identity.
	<b>Methodology</b>	Focus groups
	<b>Representativeness, transferability of findings</b>	Travellers in Ireland

	<b>Title, author, source</b>	<i>All Ireland Traveller Health Study (2010)</i> <a href="http://www.dohc.ie/publications/traveller_health_study.html?lang=en">http://www.dohc.ie/publications/traveller_health_study.html?lang=en</a>
	<b>Source and type</b>	Governmental, medical
<b>Thematic area</b>	<i>Education</i>	
	<i>Housing</i>	
	<i>Employment</i>	
	<i>Health</i>	✓
	<i>Poverty</i>	
	<i>Migration</i>	
	<i>Active citizenship</i>	
	<b>Sample</b>	8492 (7042 in Ireland and 1450 in Northern Ireland)
	<b>Location</b>	Ireland and Northern Ireland
	<b>Target population</b>	Travellers
	<b>Key findings</b>	(1) All sectoral aspects of mother and child services merit top priority to reduce infant mortality, support positive parenting outcomes and break the cycle of lifelong disadvantage that starts so early for Traveller families. (2) Men's health issues need to be addressed specifically, with an emphasis on empowerment and promotion of self-esteem for young Travellers of both sexes to improve mental health and wellbeing, but particularly drawing in the engagement of men. (3) There is a concerted need to address cause-specific issues for respiratory and cardiovascular disease. (4) Priority should be given to a new model of primary care delivery for Travellers in partnership with the Primary Healthcare for Travellers Project Networks.
	<b>Methodology</b>	Traveller Census and Qualitative Study
	<b>Representativeness, transferability of findings</b>	Travellers in Ireland and Northern Ireland

	<b>Title, author, source</b>	<i>All Ireland Traveller Health Study, The Birth Cohort Study Follow Up Part D of Technical Report 2 (2011)</i> <a href="http://www.dohc.ie/publications/traveller_health_study.html?lang=en">http://www.dohc.ie/publications/traveller_health_study.html?lang=en</a>
	<b>Source and type</b>	Governmental, medical
<b>The</b>	<i>Education</i>	

	<i>Housing</i>	
	<i>Employment</i>	
	<i>Health</i>	✓
	<i>Poverty</i>	
	<i>Migration</i>	
	<i>Active citizenship</i>	
	<b>Sample</b>	508 Traveller mothers and their infants
	<b>Location</b>	Ireland and Northern Ireland
	<b>Target population</b>	Traveller mothers, fathers and infants
	<b>Key findings</b>	<p>Traveller parents, both fathers and mothers, are significantly younger than the general Irish population.</p> <p>The linked maternity hospital data showed that almost all (98%) Traveller infants were booked in for delivery and all (100%) were delivered in hospital. Traveller mothers tend to have more spontaneous deliveries and a lower Caesarean section rate than the general population.</p> <p>Traveller mothers tend to have higher parity and more stillbirths than the general population.</p> <p>Breastfeeding rates are very low among Traveller mothers.</p> <p>Recorded immunisation uptake is low among Travellers.</p> <p>The current Traveller infant mortality rate is one of the highest in Europe. The infant mortality rate ratio for Travellers is high when compared to other minority groups internationally.</p>
	<b>Methodology</b>	<p>Longitudinal study - first year of birth</p> <p>Three sources of data in this study.</p> <ol style="list-style-type: none"> <li>1. Parent-held Child Record (PHCR) to record immunisations, illness and all health services use during the first year of life.</li> <li>2. Maternity records.</li> <li>3. The National Perinatal Reporting System data</li> </ol>
	<b>Representativeness, transferability of findings</b>	Travellers in Ireland

	<b>Title, author, source</b>	<i>Inequalities in Health among School-aged Children in Ireland (2008), Molcho, M. Kelly, C. Gavin, A. Nic Gabhainn, S.</i> <a href="http://www.nuigalway.ie/hbsc/documents/healthinequalities_1.pdf">http://www.nuigalway.ie/hbsc/documents/healthinequalities_1.pdf</a>
	<b>Source and type</b>	Governmental, medical
Thematic area	<i>Education</i>	
	<i>Housing</i>	
	<i>Employment</i>	
	<i>Health</i>	✓
	<i>Poverty</i>	
	<i>Migration</i>	
	<i>Active citizenship</i>	
	<b>Sample</b>	215 schools - 10,335 school students 233 traveller school students
	<b>Location</b>	Ireland
	<b>Target population</b>	Traveller school children
	<b>Key findings</b>	<p>Traveller students were similar to their matched group in reporting excellent health and feeling very happy with their lives. However, Traveller students were less likely to report high life satisfaction, and Traveller girls were twice as likely to report weekly headaches compared to girls from the matched group. Traveller students were more likely to report that they are current smokers, that they drank</p>

		<p>alcohol in the last month, that they had been ‘really drunk’ at least once in their life and that they had used cannabis in the last 12 months.</p> <p>Traveller students were more likely to report not having breakfast on any weekday, that they were on a diet to lose weight and that they had experienced food poverty compared to the matched group.</p> <p>Traveller students were also more likely to report infrequent exercise, but were not different from their matched group on other aspects of sedentary behaviours and participation in physical activity.</p> <p>Traveller girls were more likely to report that they had been bullied in school in the past couple of months, however no differences were evident between Travellers and their matched group in relation to involvement in bullying others, or fighting, or in reporting a medically attended injury.</p> <p>Traveller students were less likely to report positive school perceptions.</p>
	<b>Methodology</b>	Survey
	<b>Representativeness, transferability of findings</b>	Traveller school children in Ireland

	<b>Title, author, source</b>	<i>Alcohol use and the Traveller community in the west of Ireland (2010), Van Hout, M.</i>
	<b>Source and type</b>	Non-Governmental, social, medical
<b>Thematic area</b>	<i>Education</i>	
	<i>Housing</i>	
	<i>Employment</i>	
	<i>Health</i>	✓
	<i>Poverty</i>	
	<i>Migration</i>	
	<i>Active citizenship</i>	
	<b>Sample</b>	102 Travellers
	<b>Location</b>	West of Ireland
	<b>Target population</b>	Travellers
	<b>Key findings</b>	<p>The Traveller community, and in particular Traveller men, are presenting with increasingly problematic alcohol use, because of dissipation of their culture and their experiences of marginalisation, discrimination, depression, illiteracy and poverty.</p> <p>Difficulties engaging with law enforcement, community health and addiction services compromise their efforts to deal with this problem and home detoxification attempts are common.</p>
	<b>Methodology</b>	Qualitative focus groups and semi-structured interviews
	<b>Representativeness, transferability of findings</b>	Travellers in the west of Ireland

	<b>Title, author, source</b>	<i>Irish travellers and drug use – an exploratory study (2009) Van Hout, M.</i>
	<b>Source and type</b>	Non-Governmental, social, medical
<b>Thematic area</b>	<i>Education</i>	
	<i>Housing</i>	
	<i>Employment</i>	
	<i>Health</i>	✓



	<i>Poverty</i>	
	<i>Migration</i>	
	<i>Active citizenship</i>	
	<b>Sample</b>	57 Travellers
	<b>Location</b>	West of Ireland
	<b>Target population</b>	Travellers
	<b>Key findings</b>	The travellers indicated increased drug availability in recent years. Some members of their community were dealing in and using drugs, as a result of unemployment, lack of education, depression, and increasing contact with the settled community. This has led to a fragmentation of traveller culture. Traveller men are at heightened risk of substance dependency in terms of increased contact with drugs such as cocaine, speed, hash and ecstasy. In contrast, traveller women reported prescription medication abuse. The travellers described a fear of problematic drug use within their communities coupled with concern in terms of discriminatory experiences with health and drug services, lack of awareness of current service provision and the lack of culturally appropriate drug education material and addiction counselling.
	<b>Methodology</b>	Focus groups
	<b>Representativeness, transferability of findings</b>	Travellers in the west of Ireland

	<b>Title, author, source</b>	<i>Assimilation, habitus and drug use among Irish Travellers (2011) Van Hout, M.</i>
	<b>Source and type</b>	Non-Governmental, social, medical
<b>Thematic area</b>	<i>Education</i>	
	<i>Housing</i>	
	<i>Employment</i>	
	<i>Health</i>	✓
	<i>Poverty</i>	
	<i>Migration</i>	
	<i>Active citizenship</i>	
	<b>Sample</b>	57 Travellers
	<b>Location</b>	West of Ireland
	<b>Target population</b>	Travellers
	<b>Key findings</b>	Traditional anti-drug Traveller culture is diminishing in potency, as families become fragmented and Traveller youth assimilate within educational settings, and over time one would question if drug use among Travellers will replicate or even exceed that of the ‘settled’ population, given the marginalisation and discrimination they experience.
	<b>Methodology</b>	Focus groups
	<b>Representativeness, transferability of findings</b>	Travellers in the west of Ireland

	<b>Title, author, source</b>	<i>Traveller health and primary care in Ireland: a consultative forum (2010) Van Hout, M.</i>
	<b>Source and type</b>	Non-Governmental, social, medical
<b>The mati</b>	<i>Education</i>	
	<i>Housing</i>	

	<i>Employment</i>	
	<i>Health</i>	✓
	<i>Poverty</i>	
	<i>Migration</i>	
	<i>Active citizenship</i>	
	<b>Sample</b>	13 Traveller Health Unit Stakeholders
	<b>Location</b>	Ireland
	<b>Target population</b>	Travellers
	<b>Key findings</b>	<p>The key areas of interest identified in the study were – emerging issues in Traveller health, recognition of Traveller culture and ethnic identity, Traveller uptake of primary care services, the role of the primary health care Traveller (PHCT) worker, and recommendations for a primary care service framework for Travellers in Ireland.</p> <p>The findings highlight the importance of consulting Traveller communities in the design of a primary care service framework within each local needs analysis.</p> <p>The promotion of Traveller advocacy, visible access and referral pathways can therefore be achieved, with PHCT workers acting as a ‘bridge’ between Travellers and the designated area primary care team</p>
	<b>Methodology</b>	Single focus group
	<b>Representativeness, transferability of findings</b>	Travellers in Ireland

	<b>Title, author, source</b>	<i>The Normalisation of Substance Abuse Among Young Travellers in Ireland (2008) Van Hout, M. and Connor, S.</i>
	<b>Source and type</b>	Non-Governmental, social, medical
<b>Thematic area</b>	<i>Education</i>	
	<i>Housing</i>	
	<i>Employment</i>	
	<i>Health</i>	✓
	<i>Poverty</i>	
	<i>Migration</i>	
	<i>Active citizenship</i>	
	<b>Sample</b>	67 agency staff 35 Travellers (both parents and young people aged 12-18) 10 travellers (aged 12-18) who were using or had used drugs
	<b>Location</b>	South Eastern region of Ireland
	<b>Target population</b>	Travellers
	<b>Key findings</b>	The young Travellers exhibited similar trends to “settled” adolescents with regard to drug use trends and attitudes but reported poor levels of health awareness and knowledge of drug services. The social exclusion of young Travellers puts them at risk of problematic drug use due to issues of poor literacy levels, family crisis, discrimination, poor knowledge of service provision relating to drug education and treatment, and the location of halting sites in areas of high drug usage.
	<b>Methodology</b>	Interviews and focus groups
	<b>Representativeness, transferability of findings</b>	Travellers in south east region of Ireland

	<b>findings</b>	
--	-----------------	--

	<b>Title, author, source</b>	<i>Domestic Violence: Developing a Response (2007) Allen, M. and Foster S.</i> <a href="http://www.exchangehouse.ie/userfiles/file/reports/research/DVWomen17jun09SFN.pdf">http://www.exchangehouse.ie/userfiles/file/reports/research/DVWomen17jun09SFN.pdf</a>
	<b>Source and type</b>	Non-Governmental, social
<b>Thematic area</b>	<i>Education</i>	
	<i>Housing</i>	
	<i>Employment</i>	
	<i>Health</i>	
	<i>Poverty</i>	✓
	<i>Migration</i>	
	<i>Active citizenship</i>	
	<b>Sample</b>	Traveller women Agencies that provide services for abused women
	<b>Location</b>	Ireland
	<b>Target population</b>	Traveller women
	<b>Key findings</b>	The principal areas of concern were the lack of appropriate emergency and long term accommodation for Traveller women and the difficulty that their close knit family networks may create if a woman is seeking to leave her husband because of abuse. Added to these 'internal' community barriers, there are a range of 'external' barriers within the wider community in which services for abused women are located. Traveller women and many agencies noted the particular difficulty of an inconsistent and what is often experienced as a discriminatory Garda response to Traveller women. Garda and Court procedures place further barriers, even if a woman manages to get away from her abuser. The lack of sufficient refuge accommodation and appropriate transitional or long-term accommodation has been noted by most participants. To leave an abuser permanently is extremely difficult for all abused women, but the extra pressures experienced by abused Traveller women make this a particularly hazardous exercise.
	<b>Methodology</b>	Desk research, questionnaires, focus groups and interviews
	<b>Representativeness, transferability of findings</b>	Traveller women in Ireland

	<b>Title, author, source</b>	<i>Project on Domestic Violence with Traveller Men (2007) McCann, T.</i> <a href="http://www.exchangehouse.ie/userfiles/file/reports/research/DVMen17jun09SFN.pdf">http://www.exchangehouse.ie/userfiles/file/reports/research/DVMen17jun09SFN.pdf</a>
	<b>Source and type</b>	Non-Governmental, social
<b>Thematic area</b>	<i>Education</i>	
	<i>Housing</i>	
	<i>Employment</i>	
	<i>Health</i>	
	<i>Poverty</i>	✓
	<i>Migration</i>	
	<i>Active citizenship</i>	
	<b>Sample</b>	50 Traveller men aged late teens to early fifties
	<b>Location</b>	Ireland

<b>Target population</b>	Traveller men
<b>Key findings</b>	<ol style="list-style-type: none"> <li>1. The importance of the role and involvement of Traveller men in the prevention of domestic violence and in changing attitudes among Traveller men</li> <li>2. The crucial role which culture plays in the development of any initiatives to deal with the issue of domestic violence</li> <li>3. That the issues which affect men have been marginalised and ignored by Traveller organisations</li> </ol>
<b>Methodology</b>	Qualitative - focus groups
<b>Representativeness, transferability of findings</b>	Traveller men in Ireland

	<b>Title, author, source</b>	<i>Assimilation Policies and Outcomes: Travellers' Experience (2005) Pavee Point</i>
	<b>Source and type</b>	Non-Governmental, social
<b>Thematic area</b>	<i>Education</i>	✓
	<i>Housing</i>	✓
	<i>Employment</i>	✓
	<i>Health</i>	✓
	<i>Poverty</i>	✓
	<i>Migration</i>	✓
	<i>Active citizenship</i>	✓
	<b>Sample</b>	40 interviewees (Travellers) took part in a first round of interviews, while 30 interviewees (Travellers) took part in a second round of interviews. <a href="http://paveepoint.ie/pdf/AssimilationPolicies.pdf">http://paveepoint.ie/pdf/AssimilationPolicies.pdf</a>
	<b>Location</b>	Two, unnamed, sample towns were used: Atown, population of 20,000 with 60 Traveller families; Btown, population of 7,000, 14-20% of whom are Travellers.
	<b>Target population</b>	Travellers
	<b>Key findings</b>	<ol style="list-style-type: none"> <li>1. The major power differential between Travellers and the majority settled society and its institutions has not been adequately or correctly identified and addressed.</li> <li>2. Language is significant: how Travellers are identified in policy texts has had a powerful impact on how they are treated in practice, on how settled society sees them, and on how they see themselves.</li> <li>3. Key tools in maintaining this differential have been: denial or non-recognition of Travellers' ethnic status; and the problematising of Travellers in official policy and in media coverage. Non-use of ethnicity and racism terms in official texts has left Travellers' case for formal recognition weak and in need of constant re-assertion.</li> <li>4. Nomadism is a core value in Travellers' culture, but ongoing practice of it is not essential to their sense of ethnic identity, nor to settled society's maintenance of anti-Traveller racism.</li> <li>5. Principles of anti-racism and respect for cultural diversity are nominally recognised in current official and media texts, but they are often breached or forgotten in social provision design and practice, in accommodation, education, training and work opportunities.</li> <li>6. It is paradoxical but true that assimilationist accommodation policy and practice are core elements in the maintenance of Travellers' exclusion.</li> </ol>

		<p>7. The outcome of trying to live immersed in this exclusionary complex of official and popular attitudes and practice is that many Travellers internalise the oppression: they have been effectively disconnected from their own traditions, or are pressured strongly towards negative readings of them.</p> <p>8. Education is seen by Travellers as their door to progress and respect.</p>
	<b>Methodology</b>	Desk study - interviews with service providers and Travellers
	<b>Representativeness, transferability of findings</b>	Travellers in Ireland

	<b>Title, author, source</b>	<i>Report of the High Level Group on Traveller Issues (2006)</i> <a href="http://www.justice.ie/en/JELR/HLGReport.pdf/Files/HLGReport.pdf">http://www.justice.ie/en/JELR/HLGReport.pdf/Files/HLGReport.pdf</a>
	<b>Source and type</b>	Governmental
<b>Thematic area</b>	<i>Education</i>	✓
	<i>Housing</i>	✓
	<i>Employment</i>	✓
	<i>Health</i>	✓
	<i>Poverty</i>	
	<i>Migration</i>	
	<i>Active citizenship</i>	
	<b>Sample</b>	Each subject working group had four members of the Travelling community, in addition to other relevant stakeholders.
	<b>Location</b>	Nationally, with a focus on a two pilot projects in counties Dublin and Clare.
	<b>Target population</b>	Travellers
	<b>Key findings</b>	<p>(1) all relevant agencies should assist the housing authority in planning and providing services for Traveller families moving into new accommodation.</p> <p>(2) More use should be made of the Voluntary Housing model by Travellers and local authorities should work closely with the Irish Council for Social Housing and Traveller organisations, with a view to establishing a pilot scheme in this area.</p> <p>(3) Employer organisations should be approached with a view to developing initiatives for training, work experience and employment for Travellers. This should be done at local and national level.</p> <p>(4) Education should be part of the proposed integrated approach at local level, developing links between schools, training and employment opportunities.</p>
	<b>Methodology</b>	Focus groups, working groups, pilot projects.
	<b>Representativeness, transferability of findings</b>	Travellers in Ireland

## 5. Roma networks

Type of Associations, Organisations, NGOs	Name of Organisation	Email/Website	Roma involvement	Main area of expertise
NGO	Pavee Point Travellers' Centre	info@pavee.ie , http://paveepoint.ie/	Pavee Point is an Irish NGO supporting Human Rights for Irish Travellers - an indigenous minority ethnic group in Ireland. It's a partnership of Travellers and settled people.	Education Employment Healthcare Housing Gender Youth Culture Discrimination Migration, etc.
NGO	Irish Traveller Movement	www.itmtrav.ie	The Irish Traveller Movement is a national network of organisations and individuals working within the Traveller community with over eighty Traveller organisations from all parts of Ireland in its membership. It is a partnership between Travellers and settled people.	Housing Equality Education Youth Legal Affairs
NGO	National Traveller Women's Forum	www.ntwf.net	The National Traveller Women's Forum is a network of Traveller women and Traveller organisations from throughout Ireland. Using a human rights based approach, the Forum strives to empower Traveller Women, in working towards full equality, supporting them to take leadership roles within their own and the wider community.	Equality Human Rights
Government	High Level Group on Traveller Issues		In December 2003 the High Level Group on Traveller Issues was established at the request of the Taoiseach (Prime Minister) under the aegis of the Cabinet Committee on Social Inclusion. Its remit is to ensure that the relevant statutory agencies involved in providing the full range of services to Travellers, would focus on improving the integrated practical delivery of such services.	Education Employment Healthcare Housing Gender Youth Culture Discrimination
NGO	Roma Support Group	www.romasupport.ie	Eight Roma work with the Roma	Accommodation

			<p>Support Group on a voluntary basis.</p> <p>An advisory group was set up to advise on the direction and development of work with the Roma and includes representatives of Pavee Point, the Irish Refugee Council, the National Consultative Committee on Racism and Interculturalism, the Vincentian Refugee Centre and the Irish Traveller Movement. The Roma Support Group is a member of Integrating Ireland, a network of refugee organisations.</p>	<p>Culture</p> <p>Employment</p> <p>Health</p> <p>Education</p>
<b>Religious</b>	Parish of the Travelling People	www.ptrav.ie	<p>The Parish of the Travelling Community comprises the Dublin Dioceses and includes both Travellers and settled. The Parish aims to encourage and resource Catholic Church leaders and local parishes to actively include Travellers in participating as equal and full members of their local church and to work in partnership with Travellers to help ensure that their distinct ethnic identity is valued and to provide opportunities for Travellers to participate as equals in society.</p>	<p>Equality</p> <p>Religion</p> <p>Culture</p>
<b>Government</b>	National Traveller Accommodation Consultative Committee	<a href="http://www.environ.ie/en/DevelopmentHousing/Housing/SpecialNeeds/Travellers/">http://www.environ.ie/en/DevelopmentHousing/Housing/SpecialNeeds/Travellers/</a>	<p>Of the 12 members of the Committee there are one representative each from the Irish Traveller Movement, Pavee Point Traveller's Centre and the National Traveller Women's Forum</p>	<p>Housing</p>