



YOUR RIGHTS MATTER: POLICE STOPS

FUNDAMENTAL RIGHTS SURVEY

Citation note: European Union Agency for Fundamental Rights (FRA) (2021), Your rights matter: Police stops, Fundamental Rights Survey, Luxembourg, Publications Office.

© European Union Agency for Fundamental Rights, 2021

Reproduction is authorised provided the source is acknowledged.

For any use or reproduction of photos or other material that is not under the European Union Agency for Fundamental Rights copyright, permission must be sought directly from the copyright holders.

Neither the European Union Agency for Fundamental Rights nor any person acting on behalf of the Agency is responsible for the use that might be made of the following information.

Luxembourg: Publications Office of the European Union, 2021

PRINT	ISBN 978-92-9461-336-3	doi:10.2811/20196	TK-09-21-058-EN-C
PDF	ISBN 978-92-9461-335-6	doi:10.2811/246780	TK-09-21-058-EN-N

Photo credits:

Cover page: © SOPA Images/Getty Images

Page 3: © Gwengoat/iStock

Page 4: © Frederic Legrand - COMEO /Shutterstock

Page 6: © SOPA Images/Getty Images

Page 14: © Jens Rother/iStock

Page 16: © SOPA Images/Getty Images

Page 21: © Gennaro Leonardi/iStock

Page 24: © LOUISA GOULIAMAKI/BELGA/AFP

Page 26: © Anadolu/Getty Images

Country codes

AT	Austria	IT	Italy
BE	Belgium	LT	Lithuania
BG	Bulgaria	LU	Luxembourg
CY	Cyprus	LV	Latvia
CZ	Czechia	MK	North Macedonia
DE	Germany	MT	Malta
DK	Denmark	NL	Netherlands
EE	Estonia	PL	Poland
EL	Greece	PT	Portugal
ES	Spain	RO	Romania
FI	Finland	SE	Sweden
FR	France	SI	Slovenia
HR	Croatia	SK	Slovakia
HU	Hungary	UK	United Kingdom
IE	Ireland		

Abbreviations used in figures

NOAFR	Immigrants and descendants of immigrants from North Africa
RIMGR	Recent immigrants from non-EU countries
ROMA	Roma minority
RUSMIN	Russian minority
(S)ASIA	Immigrants and descendants of immigrants from South Asia and Asia
SSAFR	Immigrants and descendants of immigrants from Sub-Saharan Africa
TUR	Immigrants and descendants of immigrants from Turkey

Contents


EXPERIENCES OF BEING STOPPED BY THE POLICE	7
ACTIONS TAKEN BY THE POLICE DURING STOPS	14
PERCEPTION OF POLICE BEHAVIOUR DURING STOPS	16
PERCEPTION ON POLICE TREATING PEOPLE GENERALLY WITH RESPECT	21
PERCEPTION OF PROFILING IN POLICE STOPS EXPERIENCED BY IMMIGRANTS AND ETHNIC MINORITIES	24

The police may legitimately stop people for a variety of reasons, ranging from random traffic controls and events relating to public order or security to an individual matching a suspect's description.

But discriminatory profiling – where, for example, race or ethnicity is the police's sole basis for stopping someone – is unlawful. It also diminishes trust in the police among individuals or groups who perceive that they are disproportionately targeted.

How often people are stopped by the police, what happens during the stop, the outcome of the stop, as well as the nature of each stop – including whether people feel treated respectfully – is increasingly coming under scrutiny in relation to the policing of minority groups.

PREVENTING UNLAWFUL PROFILING: A GUIDE



This FRA guide defines what is meant by profiling in the work of law enforcement and border management, and outlines the principles and practices that reduce the risk of unlawful profiling. The guide also looks at the use of algorithmic profiling in law enforcement and border-management operations, and at ways to minimise the related risks in terms of discrimination as well as people's privacy and data protection.

*For more information, see FRA (2018), **Preventing unlawful profiling today and in the future**, Publications Office.*



Comparing different societal groups' experiences with police stops helps to identify potential patterns. For example:

- whether certain groups are stopped disproportionately more often compared with the population as a whole;
- whether what happens during a stop is different for certain groups in society than for the population in general; and
- how respectfully different groups feel they are treated by the police.

This paper – *Your rights matter: Police stops, Fundamental Rights Survey* – presents selected data from FRA's Fundamental Rights Survey ('FRS'), comparing the results for the general population to those for people with an ethnic minority or immigrant background. The latter are based on FRA's second European Union Minorities and Discrimination Survey ('EU-MIDIS II') and the Roma and Travellers Survey 2019 ('RTS'). The results of these surveys are analysed more extensively in previous FRA reports referred to in the box on '**Data sources**'.

Specifically, this paper examines:

- the prevalence of being stopped by the police in the 12 months before the survey;
- the situations in which people were stopped (during the most recent stop) – such as when using a vehicle (including cars, bikes, and others), when walking around, or on public transport;
- the action taken by the police when stopping people (during the most recent stop) – such as asking for identity papers or searching the person or their vehicle;
- views on whether or not the police were respectful (during the most recent stop); and
- the extent to which the police are perceived as generally treating people with respect.



The last section provides selected results from EU-MIDIS II and the RTS on:

- whether respondents felt that the decision to stop them was based on their ethnic or immigrant background (during the most recent stop in the five years before the survey); and
- the level of trust in police, disaggregated by the experiences of being stopped by the police (including police stops with perceived ethnic profiling).

The data presented make it possible for the first time to compare, across all EU Member States, experiences of police stops by the general population and by selected immigrant and ethnic minority groups.

Drawing on data from the Fundamental Rights Survey, this paper also explores differences in the rates of police stops for selected socio-demographic groups, the type of stops experienced and people's views on the extent to which the police treated them respectfully.

Comparison and presentation of results

The survey questions are indicated in the notes under each figure. Their wording is comparable, despite small differences in wording between the surveys. In terms of comparisons between surveys, it is important to note the different time intervals for data collection: the Fundamental Rights Survey was conducted between January and October 2019, the Roma and Travellers Survey from December 2018 to July 2019, and EU-MIDIS II between September 2015 and November 2016.

Denoting results based on small number of cases

In a few cases, the results presented in the figures are based on a small number of cases in the data set. For example, when the rate of police stops is low for a particular group of respondents, there are few cases available for analysing the context and outcome of these stops.

Results based on 20 to 49 unweighted cases in a group total are placed in parenthesis. Results are not published if they would be based on fewer than 20 unweighted observations in the group total.

Presenting Fundamental Rights Survey data

When disaggregating the results of the Fundamental Rights Survey by socio-economic and other characteristics, some of the respondent categories can be small in the data set. The results for such categories may not be reliable due to the small number of respondents in these categories. For this reason, this paper examines these disaggregated results only at the EU level.

Fundamental Rights Survey: outputs

The results of FRA's Fundamental Rights Survey are published in reports, papers, and an online data explorer tool.

The report **Crime, Safety and Victims' Rights**, published in 2021, provides an overview of people's experiences of violence, harassment, and selected property crimes in the EU. The report also looks at the rate of reporting these crimes to the police, to assess the volume of incidents that are not captured by official statistics on recorded crime. Other results presented include people's willingness to take action when they witness a crime, and perceptions on personal safety and the need to adopt risk-avoidance measures to avoid being assaulted or harassed.

The report **What Do Fundamental Rights Mean for People in the EU?**, was published in 2020. It examines people's opinions about human rights – or 'fundamental rights' as they are called in the internal context of the EU – their views and perceptions on the

functioning of democratic societies, and their thoughts on and engagement with public services that have a duty to enforce human rights law and to protect people's rights.

Summaries of both reports will be translated into a number of EU languages and will be published on FRA's website in 2021.

In addition, FRA issued two papers in 2020 drawing on specific Fundamental Rights Survey results:

- **Your Rights Matter: Data protection and privacy**
- **Your Rights Matter: Security concerns and experiences**

The interactive online data explorer offers the opportunity to browse results by question, country by country, and disaggregated by key socio-demographic characteristics – such as gender, age and education.

FRA will make an anonymised survey data set (microdata) publicly available to facilitate further analysis by academia, interested organisations and researchers.

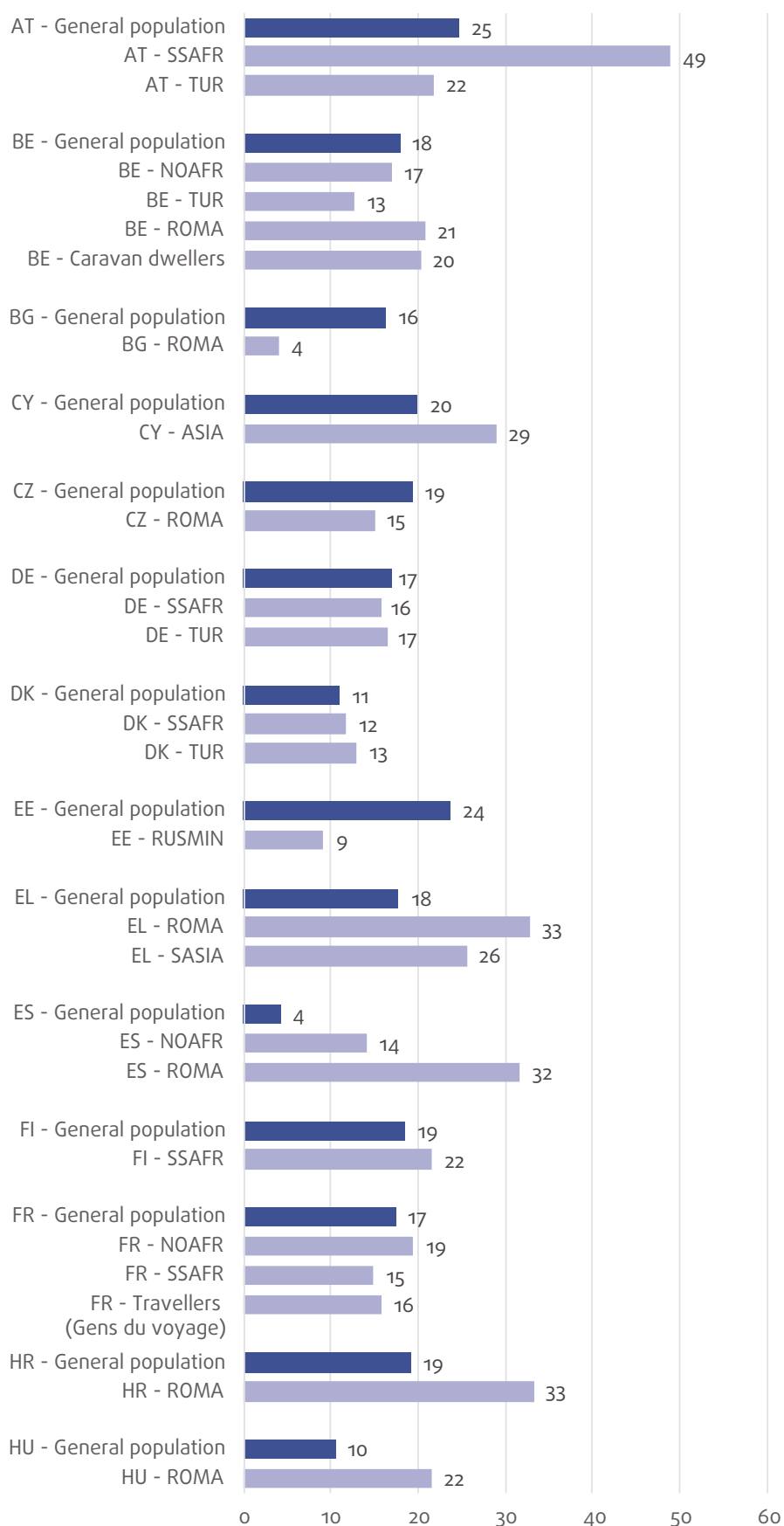


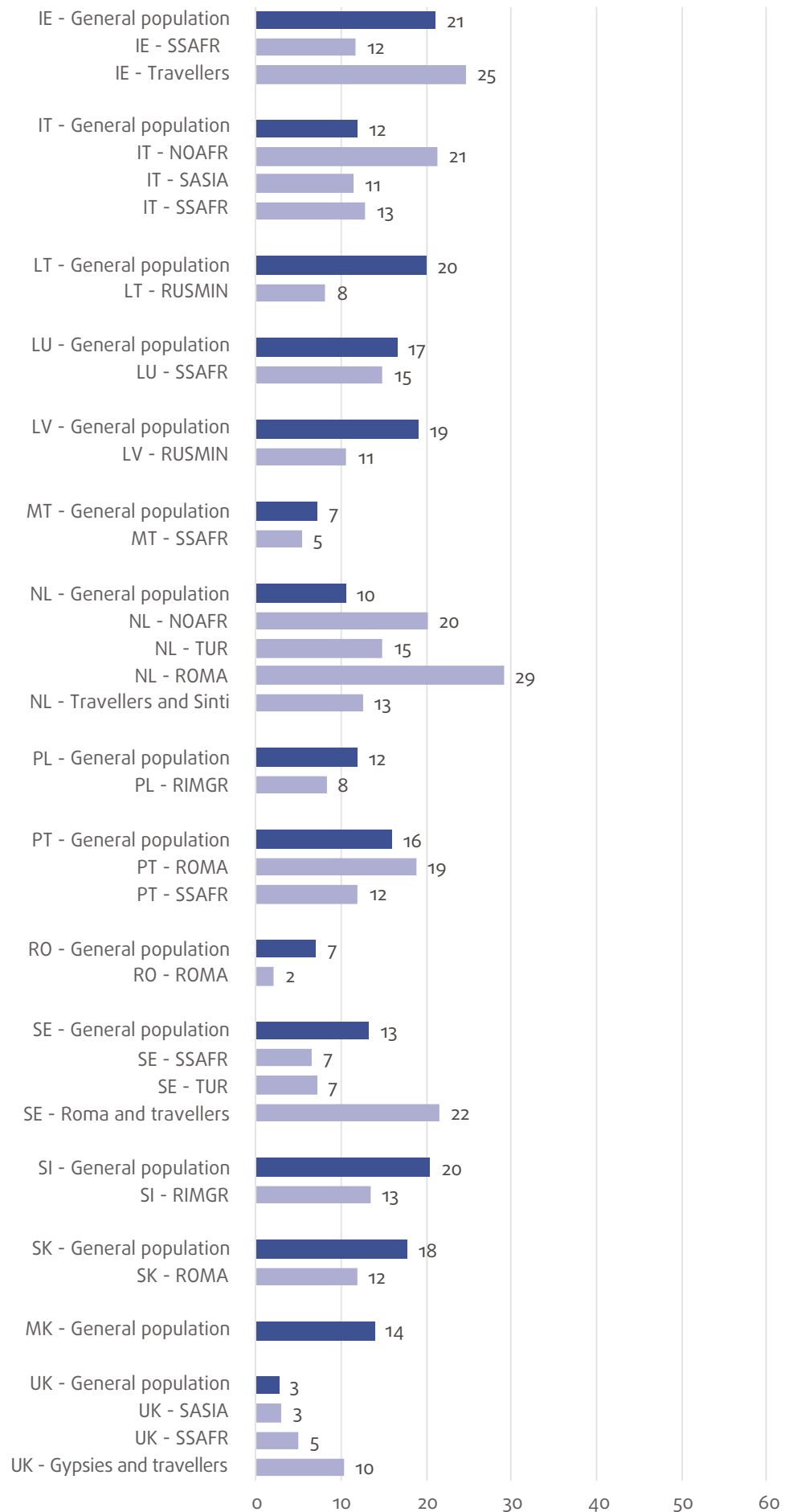
EXPERIENCES OF BEING STOPPED BY THE POLICE

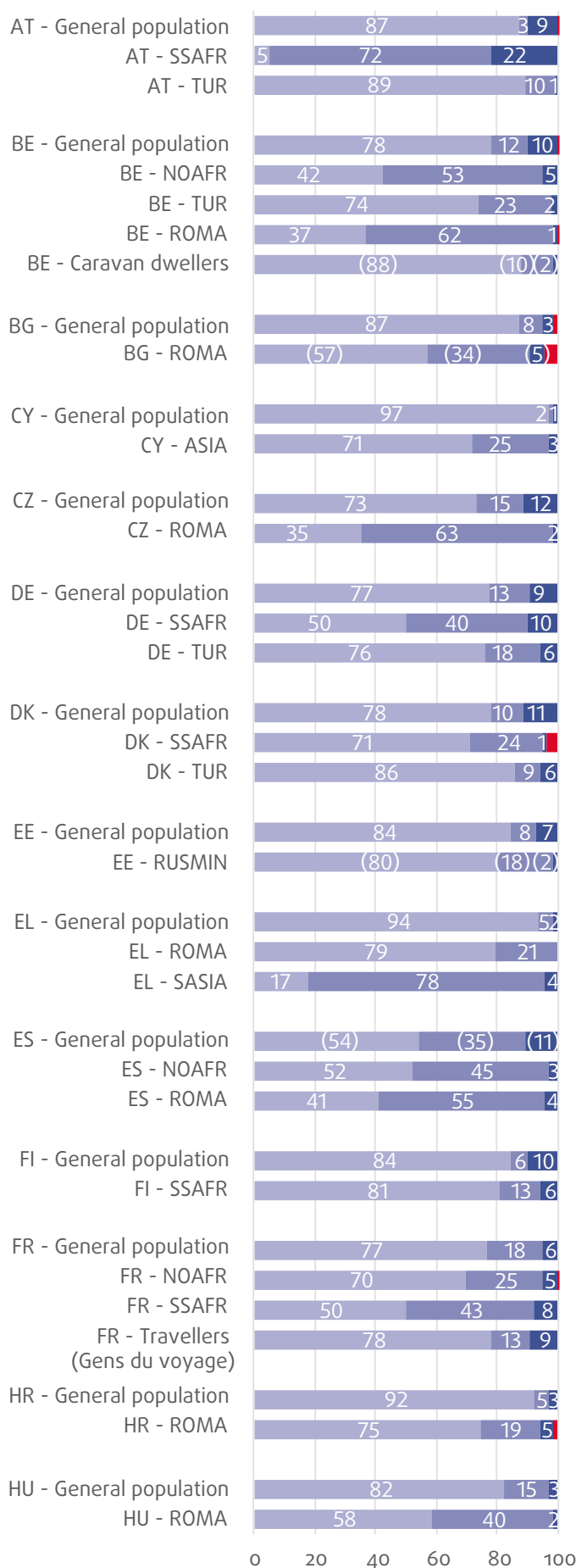
MAIN RESULTS

- ★ Overall, 14 % of people in the EU were stopped by the police in the 12 months before the survey. Meanwhile, 27 % experienced this in the five years before the survey (FRS).
- ★ The rate of being stopped by the police in the 12 months before the survey varies across EU countries. It ranges from 4 % in Spain and 7 % in both Malta and Romania, to 21 % in Ireland, 24 % in Estonia, and 25 % in Austria (FRS). (See Figure 1.)
- ★ Breaking down results from the FRS at the EU aggregate level shows that police stops more often concern men, young people, as well as people who self-identify as belonging to an ethnic minority, who are Muslim, or who are not heterosexual. (See Figures 2 and 3.)
 - For example, 21 % of 16-29-year-olds in the EU-27 were stopped by the police in the 12 months before the survey, compared with 6 % of people aged 65 and over. Out of people who consider themselves to be part of an ethnic minority, 22 % in EU-27 were stopped by the police in the 12 months before the survey, as opposed to 13 % of people who do not consider themselves to be part of an ethnic minority.
 - An earlier survey into the specific experiences of people with immigrant or ethnic minority background (EU-MIDIS II) reveals that 15 % of minorities experienced police stops. The results for immigrants and ethnic minorities vary more – by country and by group – than do the results of the FRS for the general population across countries.
- ★ For example, in the 12 months before the survey, 49 % of immigrants and descendants of immigrants from Sub-Saharan Africa were stopped by the police in Austria, as were 33 % of Roma in both Croatia and Greece. By contrast, 4 % of Roma in Bulgaria, 3 % of immigrants and descendants of immigrants from (South) Asian in the United Kingdom, and 2 % of Roma in Romania were stopped in the year before the survey (EU-MIDIS II). (See Figure 1.)
- ★ People's experiences also differ in terms of the contexts in which they are stopped. For example, for the general population (FRS) in Greece and Austria, most police stops (94 % and 87 %, respectively) happened when people were driving, on a bike, or using another vehicle, as opposed to police stopping them while on foot or in another situation. By contrast, 78 % of immigrants and descendants of immigrants from South Asia in Greece and 72 % of immigrants and descendants of immigrants from Sub-Saharan Africa in Austria who were stopped by the police experienced this while moving on foot (EU-MIDIS II). (See Figure 1.)
- ★ The context for a police stop can affect the way people experience them. Perceptions of profiling may be less common when people are stopped while driving because this is more likely to involve random checks unrelated to the personal characteristics of the person being stopped. The results presented in this paper show differences in actions taken by the police during the stops as well as people's perceptions on police treating them respectfully when they were stopped, depending on the situation in which the police stop occurred.
- ★ Other factors also need to be considered. For example, in some countries the proportion of those belonging to minority ethnic groups who use a private car may be lower than that of the general population. This might partly explain why they experience fewer vehicle stops and more stops while walking or using public transport.

FIGURE 1: BEING STOPPED BY THE POLICE, IN THE 12 MONTHS BEFORE THE SURVEY, BY COUNTRY – GENERAL POPULATION AVERAGE (FUNDAMENTAL RIGHTS SURVEY) – AND BY MINORITY GROUPS SURVEYED (EU-MIDIS II AND ROMA AND TRAVELLERS SURVEY 2019) (%)^{a,b,c,d,e}



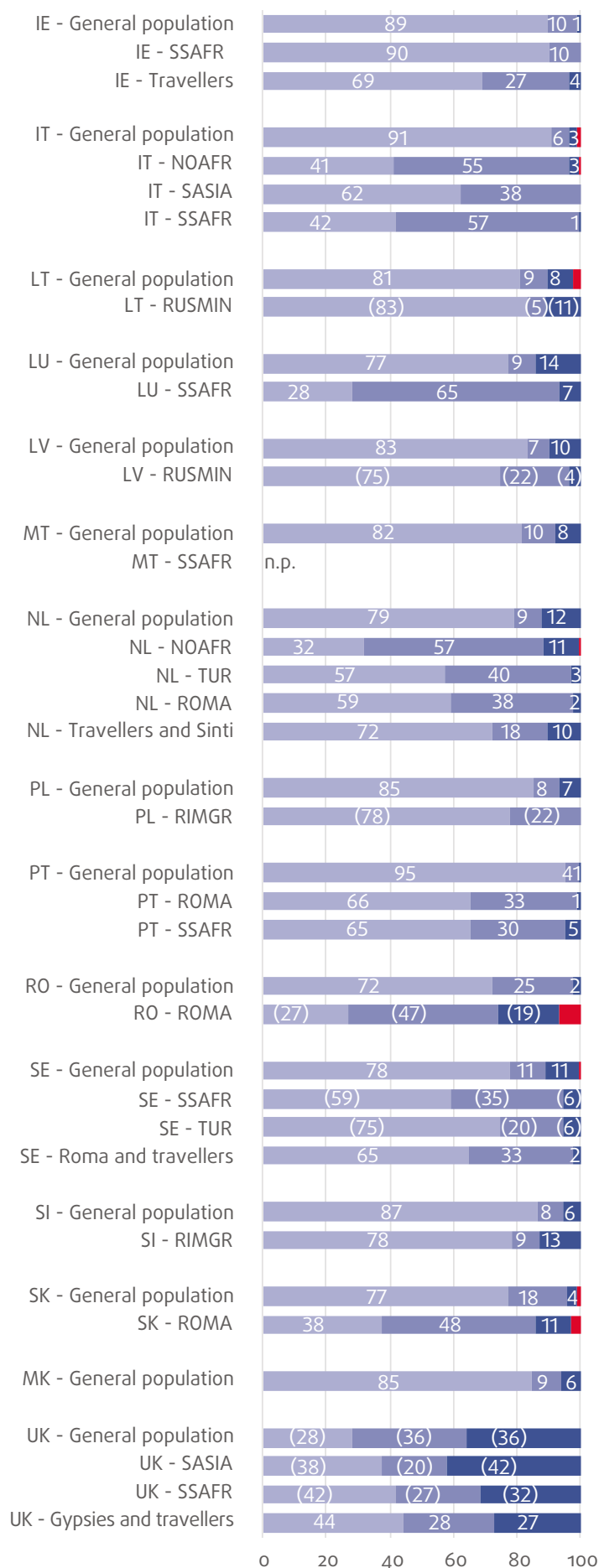




Notes: ^a Fundamental Rights Survey: Out of all respondents in the EU-27, North Macedonia and the United Kingdom (n = 34,948); weighted results. EU-MIDIS II: Out of all respondents (n=25,515); weighted results. RTS: Out of all respondents (n = 4,659); weighted results.

^b The questions asked in the Fundamental Rights Survey were 'In the past 5 years, have you ever been stopped, searched or questioned by the police in [this country], for any reason? Did this happen to you in the past 12 months?' The answer categories were 'Yes' and 'No', while people could also indicate 'Don't know' or 'Prefer not to say'. Those who had been stopped by the police were asked 'Thinking of the last time you were stopped by the police in [this country], were you in a car, on a motorbike or bicycle, on public transport or just walking?' The answer categories were 'In a car, van or truck', 'On a motorbike (including moped)', 'On a bicycle', 'In public transport (bus, tram, train, underground, etc.)', 'Walking', 'Other', 'Prefer not to say' and 'Don't know'. The results for EU-MIDIS II survey and the Roma and Travellers Survey 2019 are based on a similar question and answer categories.

- Stopped while in a vehicle
- Stopped while on foot
- Other
- Don't know, refused, doesn't understand the question



^c Results based on a small number of responses are statistically less reliable. Thus, results based on 20 to 49 unweighted observations in a group total are noted in parentheses. Results based on fewer than 20 unweighted observations in a group total are not published (n.p.).

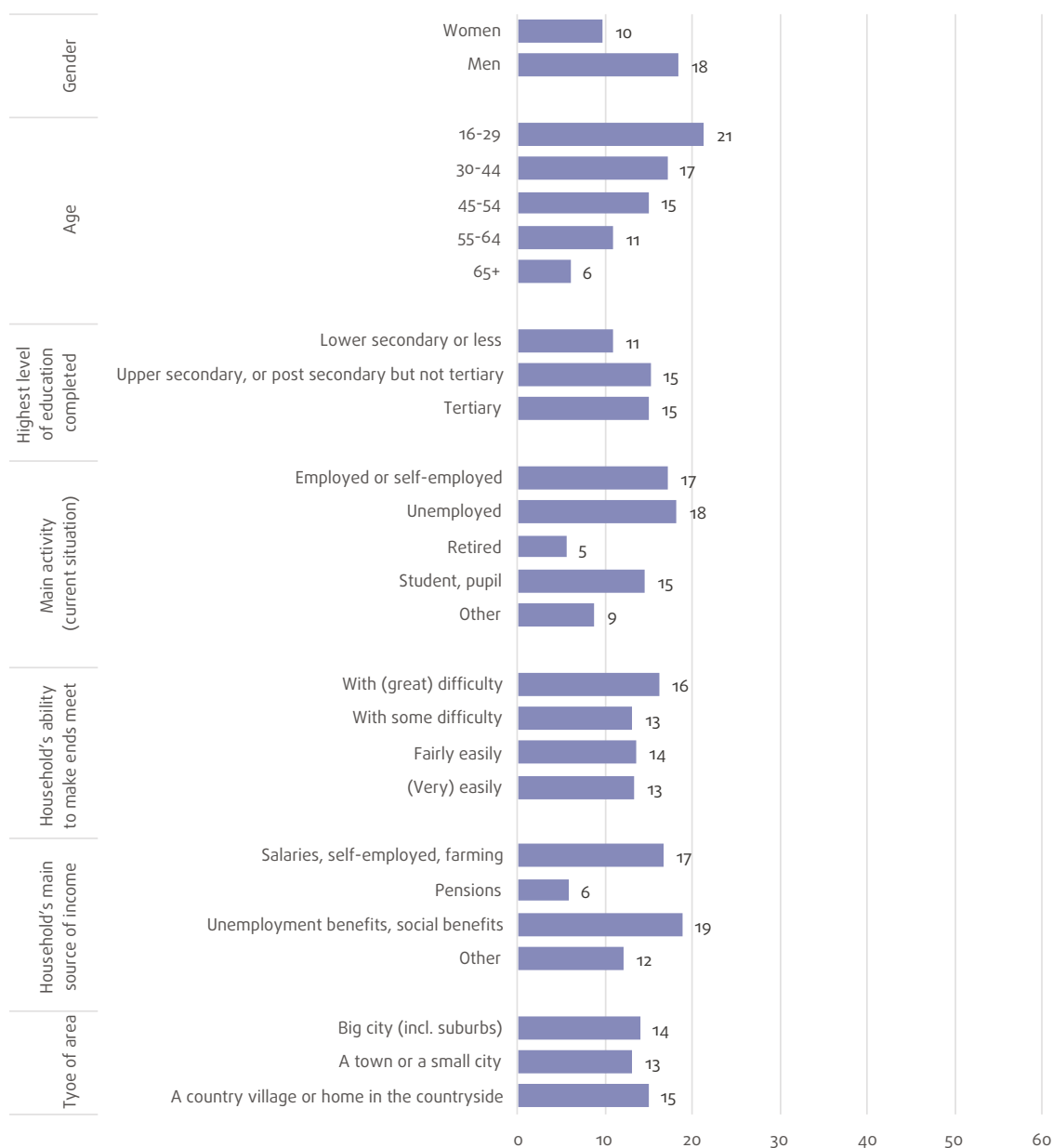
^d Acronyms for target groups refer to immigrants from country/region and their descendants, and other minority groups as follows: TUR = Turkey, SSAFR = Sub-Saharan Africa, NOAFR = North Africa, (S)ASIA = South Asia and Asia, RIMGR = recent immigrants from non-EU countries, RUSMIN = Russian minority, ROMA = Roma minority.

^e North Macedonia was not included in EU-MIDIS II survey or in the Roma and Travellers Survey 2019, and therefore results are only available for the general population (Fundamental Rights Survey).

Source: FRA, Fundamental Rights Survey 2019 [Data collection in cooperation with CBS (NL), CTIE (LU) and Statistics Austria (AT)]; RTS 2019; EU-MIDIS II 2016

- Stopped while in a vehicle
- Stopped while on foot
- Other
- Don't know, refused, doesn't understand the question

FIGURE 2: BEING STOPPED BY THE POLICE, IN THE 12 MONTHS BEFORE THE SURVEY, GENERAL POPULATION, BROKEN DOWN BY SELECTED SOCIO-DEMOGRAPHIC CHARACTERISTICS (EU-27, %) ^{a,b}

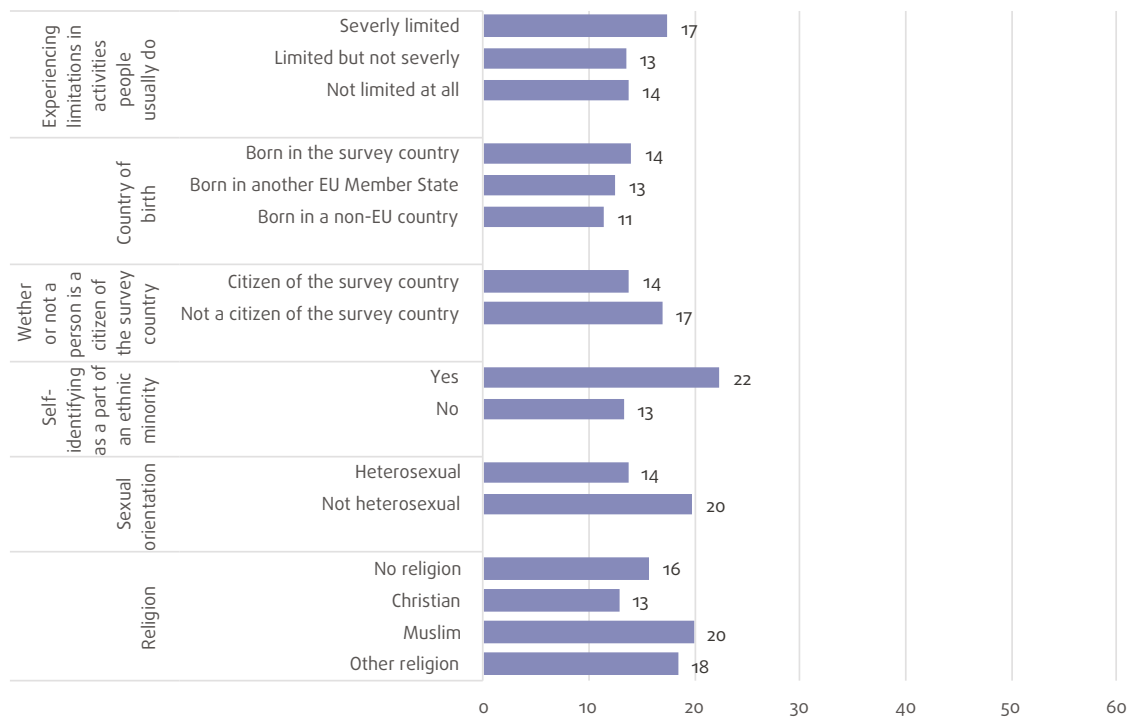


Notes: ^a Out of all respondents in the EU-27 (n = 32,537); weighted results.

^b The question asked in the Fundamental Rights Survey was 'In the past 5 years, have you ever been stopped, searched or questioned by the police in [this country], for any reason? Did this happen to you in the past 12 months?' The answer categories were 'Yes' and 'No', while people could also indicate 'Don't know' or 'Prefer not to say'.

Source: FRA, Fundamental Rights Survey 2019 [Data collection in cooperation with CBS (NL), CTIE (LU) and Statistics Austria (AT)]

FIGURE 3: BEING STOPPED BY THE POLICE, IN THE 12 MONTHS BEFORE THE SURVEY, GENERAL POPULATION, BROKEN DOWN BY SELECTED GROUPS (EU 27, %) ^{a,b}



Notes: ^a Out of all respondents in the EU-27 (n = 32,537); weighted results.

^b The question asked in the Fundamental Rights Survey was 'In the past 5 years, have you ever been stopped, searched or questioned by the police in [this country], for any reason? Did this happen to you in the past 12 months?' The answer categories were 'Yes' and 'No', while people could also indicate 'Don't know' or 'Prefer not to say'.

Source: FRA, Fundamental Rights Survey 2019 [Data collection in cooperation with CBS (NL), CTIE (LU) and Statistics Austria (AT)]

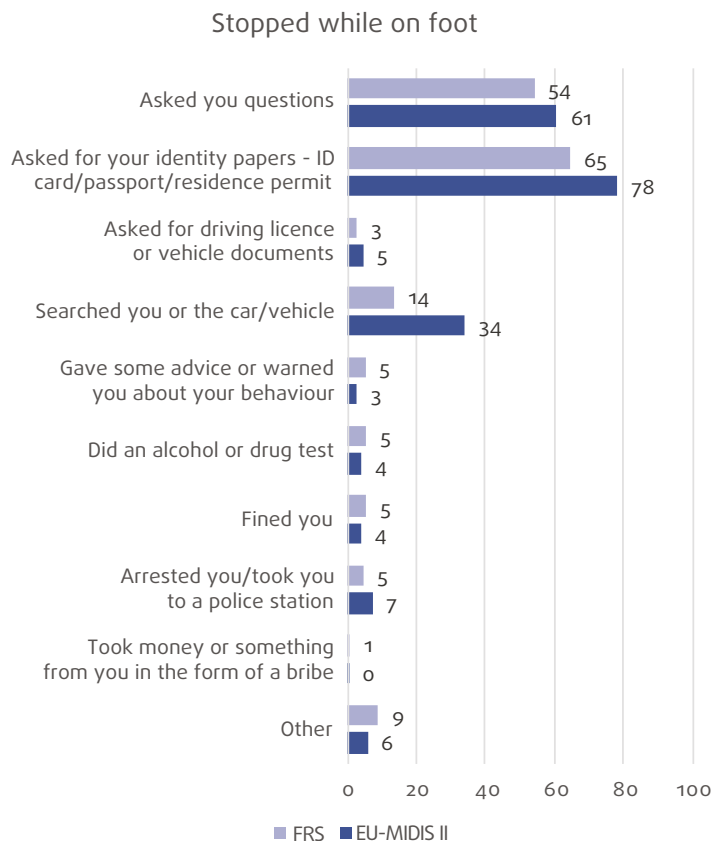
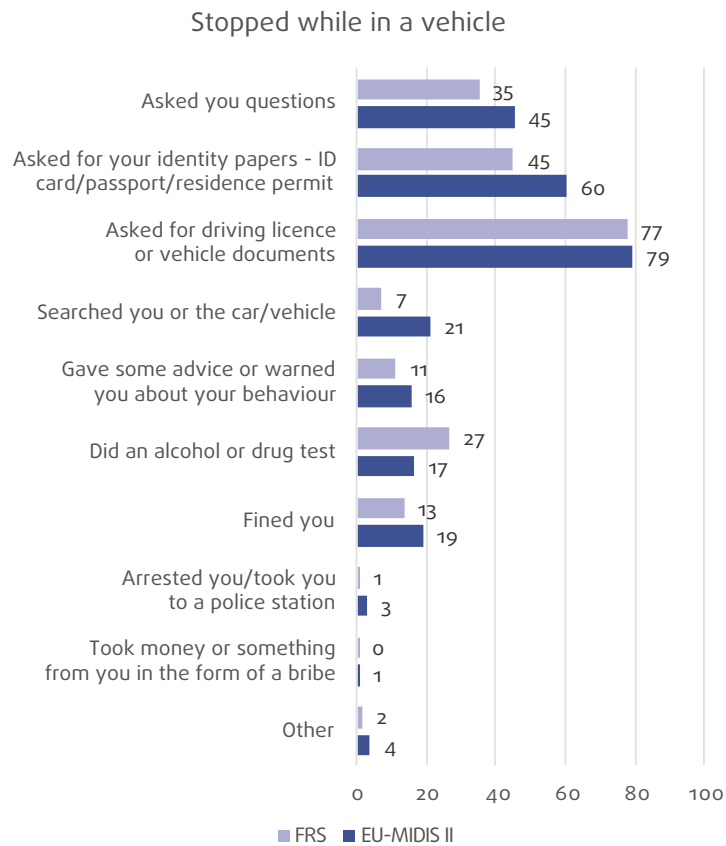
ACTIONS TAKEN BY THE POLICE DURING STOPS

MAIN RESULTS

- ★ People with an ethnic minority or an immigrant background experience more often stops that involve the police searching them or their vehicle, compared with the general population (EU-MIDIS II and FRS). (See Figure 4.)
- ★ For example, police performed a search on 34 % of people with an ethnic minority or immigrant background who were stopped while moving on foot, compared with 14 % of people in the general population without such a background (EU-MIDIS II and FRS).
- ★ People with an ethnic minority or an immigrant background were more often asked for identity papers than were people from the general population who were stopped, either when walking or when in a vehicle (EU-MIDIS II and FRS).



FIGURE 4: ACTION TAKEN BY POLICE DURING MOST RECENT STOP, BY TYPE OF SITUATION WHEN STOPPED BY THE POLICE, FUNDAMENTAL RIGHTS SURVEY (GENERAL POPULATION) AND EU-MIDIS II (MINORITY GROUPS) (%)^{a,b}



Notes: ^a Out of all respondents who had been stopped by the police in the five years before the survey. Fundamental Rights Survey, EU-27: (n = 9,775); EU-MIDIS II: (n = 6,757); weighted results.

^b The question asked in the Fundamental Rights Survey was 'The last time you were stopped, what did the police actually do?' The answer categories were as shown above, except for answer categories 'Police did not do anything', 'Prefer not to say' and 'Don't know', which have been excluded. The results for EU-MIDIS II survey are based on a similar question and answer categories as shown above.

Source: FRA, Fundamental Rights Survey 2019 [Data collection in cooperation with CBS (NL), CTIE (LU) and Statistics Austria (AT)]; EU-MIDIS II 2016

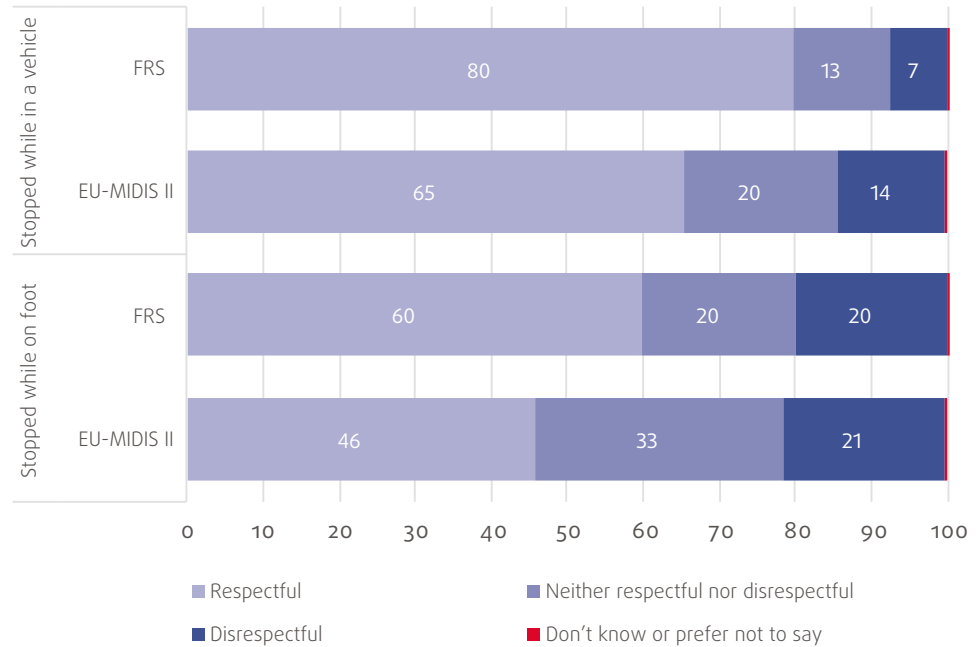
PERCEPTION OF POLICE BEHAVIOUR DURING STOPS

MAIN RESULTS

- ★ Some 80 % of people in the EU-27 felt that the police treated them respectfully during the most recent incident when they were stopped while in a vehicle. Fewer people felt that the police was respectful when they were stopped while on foot (60 %) (FRS). (See Figure 5.)
- ★ For both types of stops – while in a vehicle or on foot – fewer respondents with an ethnic minority or immigrant background felt that the police treated them respectfully. For example, 46 % of people with an ethnic minority or an immigrant background felt that the police treated them respectfully the last time they were stopped while on foot (EU-MIDIS II). (See Figure 5.)
- ★ Perceptions on whether or not the police was respectful vary by country and group, when comparing the results for the general population (FRS) with those for selected immigrant and ethnic minority groups from EU MIDIS II, and the Roma and Travellers Survey 2019. (See Figure 6.)
- ★ For example, the biggest differences in the perception that the police was respectful during the most recent stop can be found in:
 - Sweden, where 30 % of Roma and Travellers (RTS) considered that the police behaved respectfully, compared with 84 % of the general population (FRS);
 - Italy, where 29 % of immigrants and descendants of immigrants from North Africa considered that the police behaved respectfully, compared with 86 % of the general population;
 - the Netherlands, where 3 % of Roma felt that the police was respectful during the most recent stop, compared to 76 % of the general population; and
 - Portugal, where 10 % Roma perceived the police to have behaved respectfully, compared to 92 % of the general population.
- ★ Moreover, where two or more immigrant and ethnic minority groups were interviewed in the same country, differences can be identified in the experiences of these groups, as shown in Figure 6.



FIGURE 5: PERCEPTION OF POLICE BEING RESPECTFUL OR NOT DURING MOST RECENT STOP, BY TYPE OF SITUATION WHEN STOPPED BY THE POLICE, FUNDAMENTAL RIGHTS SURVEY AND EU-MIDIS II (%)^{a,b}

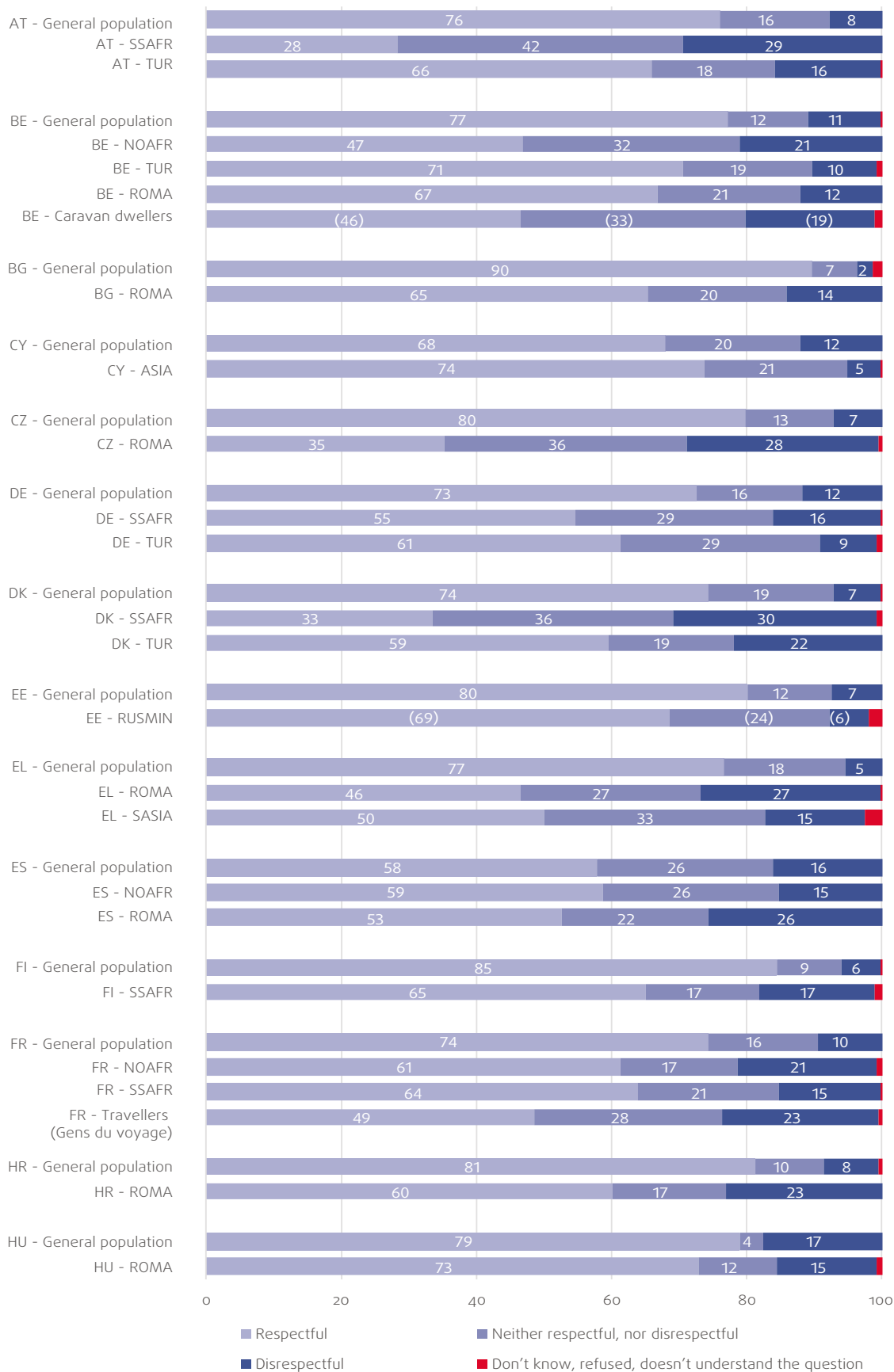


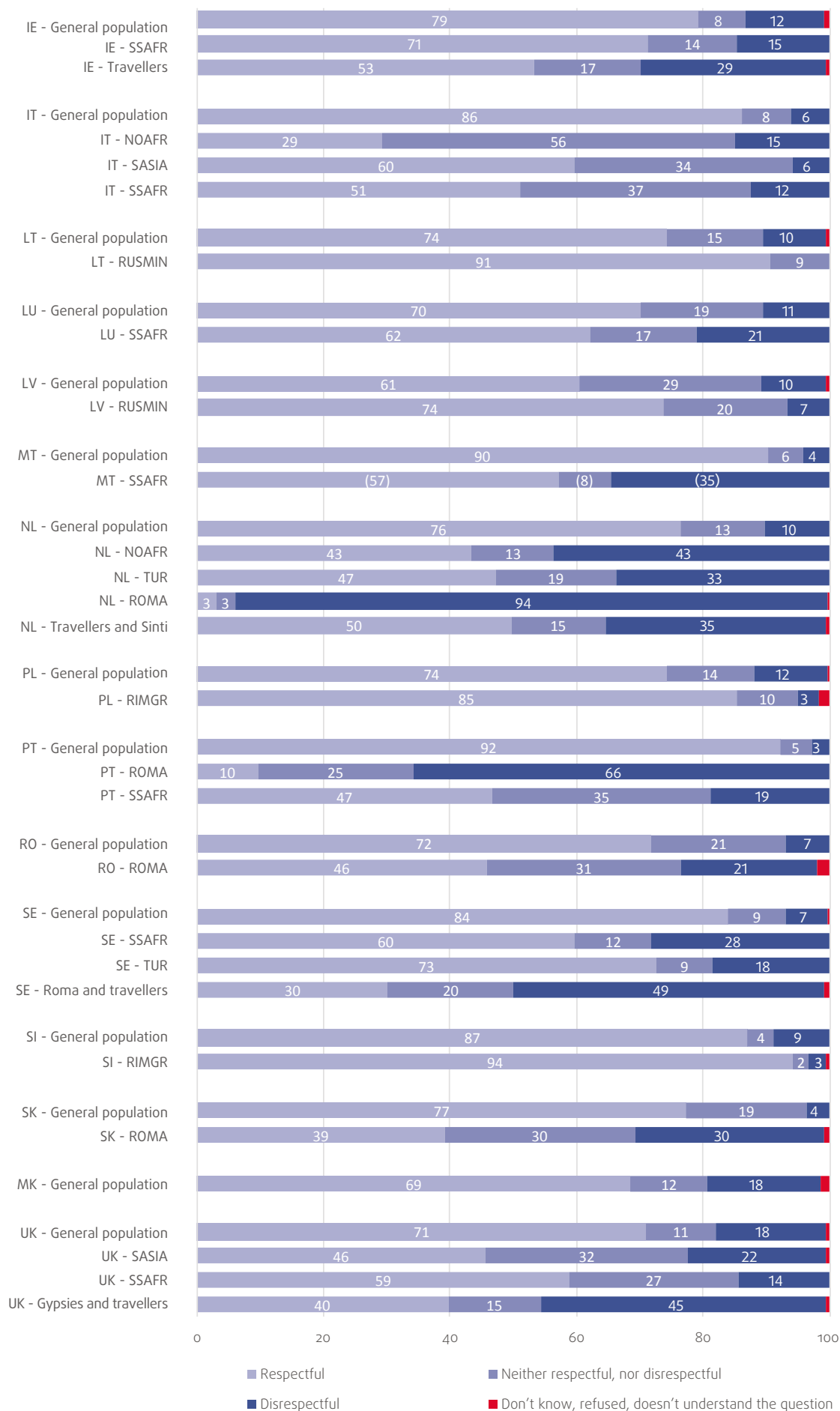
Notes: ^a Out of all respondents who had been stopped by the police in the five years before the survey. Fundamental Rights Survey: EU-27 (n = 10,136); EU-MIDIS II (n = 6,757); weighted results.

^b The question asked in the Fundamental Rights Survey was 'The last time you were stopped, how respectful were the police when dealing with you?' In the figure above, the answer categories 'Very respectful' and 'Fairly respectful' are combined into 'Respectful'; and the answer categories 'Fairly disrespectful' and 'Very disrespectful' have been combined into 'Disrespectful'. The type of situation where the police stop occurred was asked using the question 'Thinking of the last time you were stopped by the police in [this country], were you in a car, on a motorbike or bicycle, on public transport or just walking?' In the figure above the answer categories have been combined as follows: 'In a car, van or truck', 'On a motorbike (including moped), and 'On a bicycle' have been combined into 'Stopped while in a vehicle', and 'In public transport (bus, tram, train, underground, etc.)' and 'Walking' have been combined into 'Stopped while on foot'. The results for EU-MIDIS II survey are based on a similar question and answer categories as those used in the Fundamental Rights Survey.

Source: FRA, Fundamental Rights Survey 2019 [Data collection in cooperation with CBS (NL), CTIE (LU) and Statistics Austria (AT)]; EU-MIDIS II 2016

FIGURE 6: PERCEPTION OF POLICE BEING RESPECTFUL OR NOT DURING MOST RECENT POLICE STOP, FUNDAMENTAL RIGHTS SURVEY, EU-MIDIS II, AND ROMA AND TRAVELLERS SURVEY 2019 (%)^{a,b,c,d,e}





Notes: ^a Out of all respondents who had been stopped by the police in the five years before the survey. Fundamental Rights Survey: EU-27, North Macedonia and the United Kingdom (n = 10,136); EU-MIDIS II (n = 6,787); RTS (n = 1,274); weighted results.

^b The question asked in the Fundamental Rights Survey was 'The last time you were stopped, how respectful were the police when dealing with you?' The answer categories were as shown in the figure above, while answer categories 'Very respectful' and 'Fairly respectful' have been combined into 'Respectful', and the answer categories 'Fairly disrespectful' and 'Very disrespectful' have been combined into 'Disrespectful'. The results for EU-MIDIS II survey and the Roma and Travellers Survey 2019 are based on a similar question and answer categories as those used in the Fundamental Rights Survey.

^c Results based on a small number of responses are statistically less reliable. Thus, results based on 20 to 49 unweighted observations in a group total are noted in parentheses. Results based on fewer than 20 unweighted observations in a group total are not published.

^d Acronyms for target groups refer to immigrants from country/region and their descendants, and other minority groups as follows: TUR = Turkey, SSAFR = Sub-Saharan Africa, NOAFR = North Africa, (S)ASIA = South Asia and Asia, RIMGR = recent immigrants from non-EU countries, RUSMIN = Russian minority, ROMA = Roma minority.

^e North Macedonia was not included in EU-MIDIS II survey or in the Roma and Travellers Survey 2019, and therefore results are only available for the general population (Fundamental Rights Survey)

Source: FRA, Fundamental Rights Survey 2019 [Data collection in cooperation with CBS (NL), CTIE (LU) and Statistics Austria (AT)]; RTS 2019; EU-MIDIS II 2016

PERCEPTION ON POLICE TREATING PEOPLE GENERALLY WITH RESPECT

MAIN RESULTS

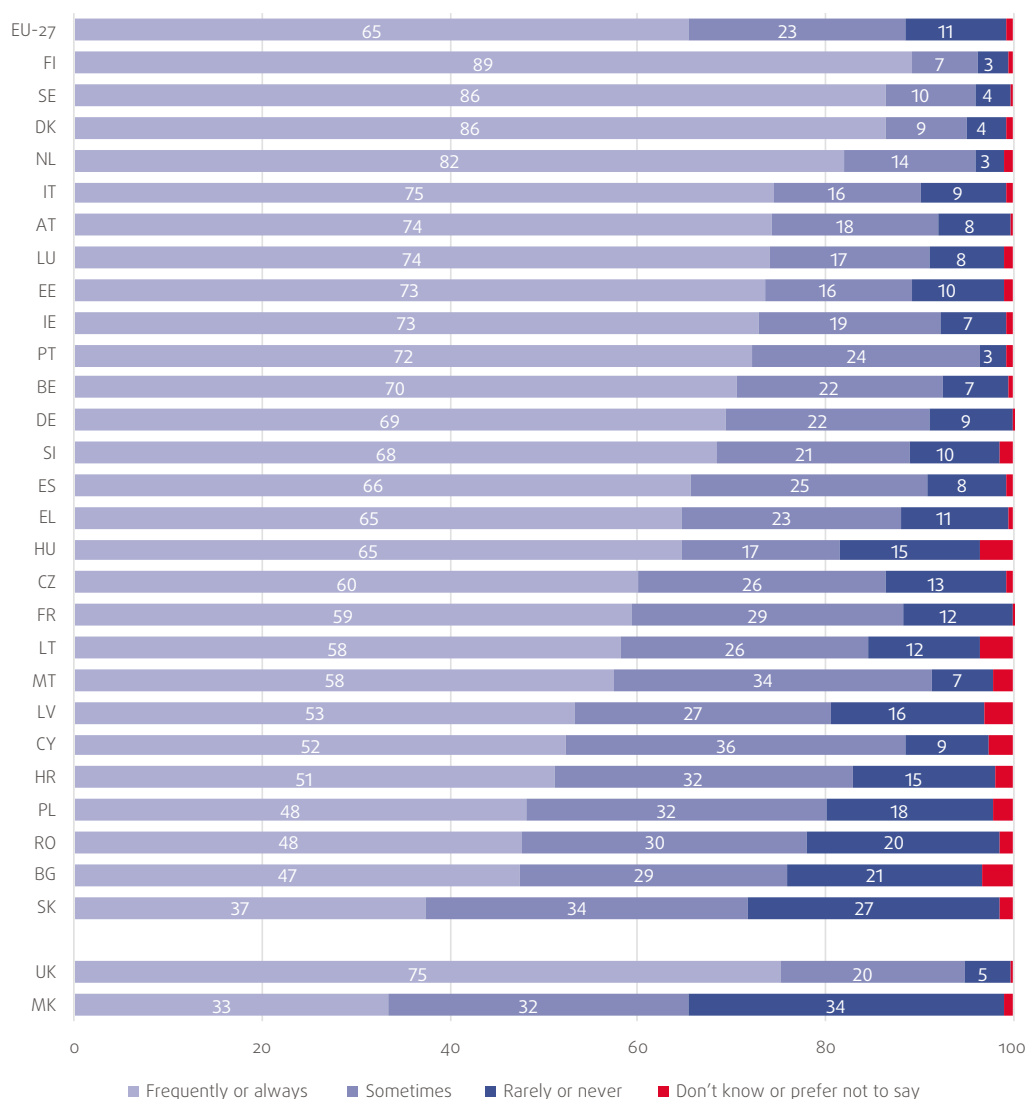
The Fundamental Rights Survey also asked people whether they believe that the police generally treats people with respect. The results indicate that:

- ★ The majority (65 %) in the EU-27 think that the police generally treats people with respect 'frequently' or 'always'. But the results vary considerably between countries (FRS) ranging from 86 % to 89 % in Finland, Sweden and Denmark to 37 % in Slovakia, 47 % in Bulgaria and 48 % in Romania. (See Figure 7)
- ★ At country level, the perception that the police generally treats people with respect 'frequently' or 'always' is positively correlated with people's readiness to call the police when witnessing a crime (FRS).¹
- ★ The perception that the police generally treats people with respect is more widespread among certain groups. These include older people, those who make ends meet easily with their current household income, people who don't consider themselves as belonging to an ethnic minority, as well as those who identify as Christian or as having no religion (FRS). (See Figures 8 and 9.)

¹ Pearson correlation coefficient $r = .696$. That is, at the country level, the more widespread the perception that police generally treats people with respect in the country, the higher the readiness people show to call the police when witnessing crime. Results concerning people's readiness to call the police when witnessing a crime are analysed in more detail in FRA's 2021 report '[Crime, Safety and Victims' Rights](#)'



FIGURE 7: GENERAL POPULATION – PERCEPTION ON HOW OFTEN POLICE GENERALLY TREAT PEOPLE WITH RESPECT IN THE COUNTRY (%)^{a,b}

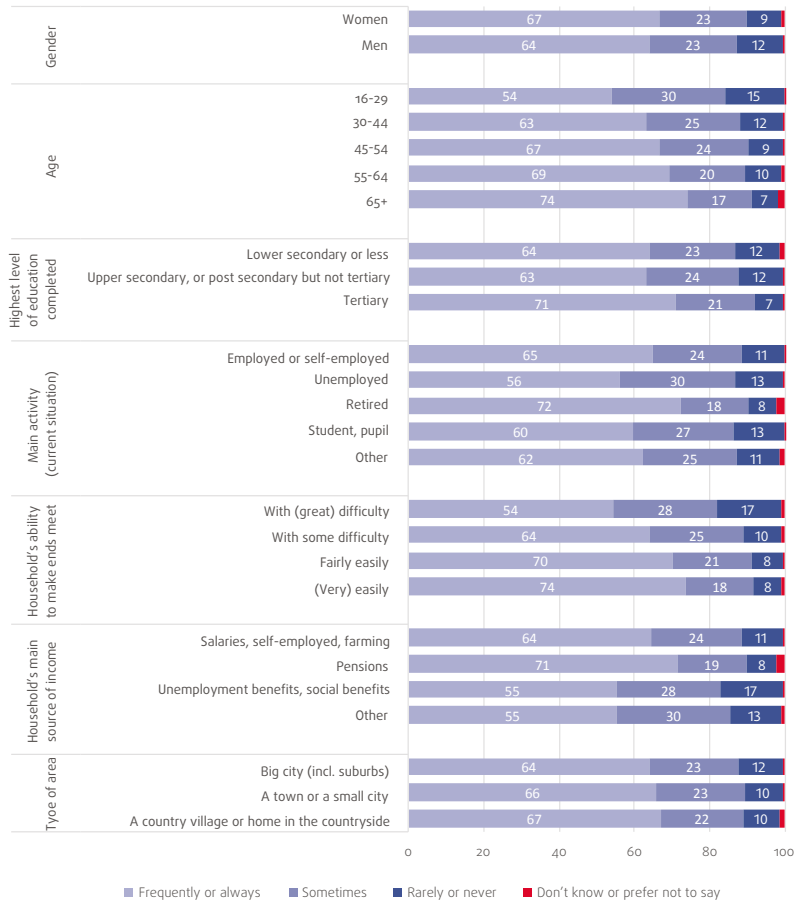


Notes: ^a Out of all respondents in the EU-27, North Macedonia and the United Kingdom (n = 34,948); weighted results.

^b The question asked in the Fundamental Rights Survey was ‘Based on what you have heard or your own experience, would you say the police in [this country] generally treat people with respect?’ The answer categories were as shown in the figure above, while some answer categories have been combined for the figure.

Source: FRA, Fundamental Rights Survey 2019 [Data collection in cooperation with CBS (NL), CTIE (LU) and Statistics Austria (AT)]

FIGURE 8: GENERAL POPULATION – PERCEPTION ON HOW OFTEN POLICE GENERALLY TREATS PEOPLE WITH RESPECT IN THE COUNTRY, BROKEN DOWN BY SELECTED SOCIO-DEMOGRAPHIC CHARACTERISTICS (EU-27, %) ^{a,b}

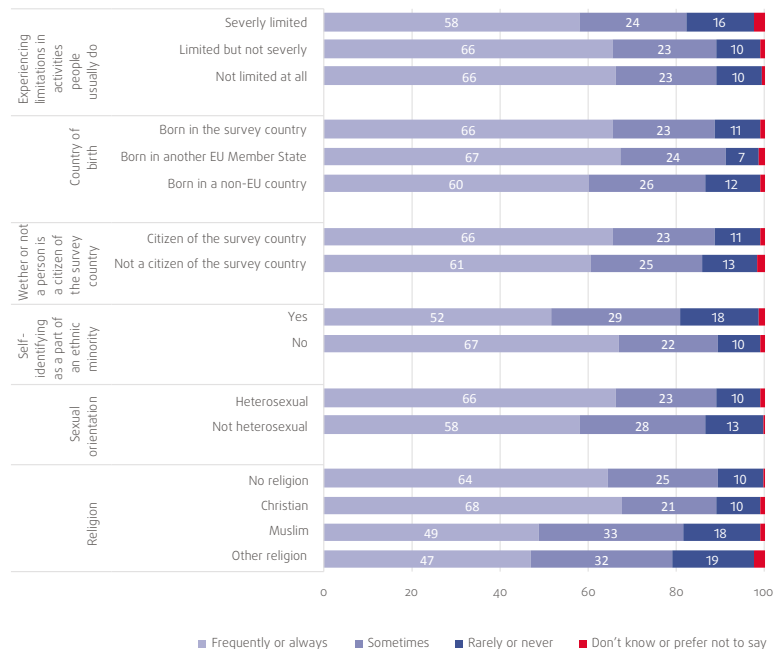


Notes: ^a Out of all respondents in the EU-27 (n = 32,537); weighted results.

^b The question asked in the Fundamental Rights Survey was 'Based on what you have heard or your own experience, would you say the police in [this country] generally treat people with respect?' The answer categories were as shown in the figure above, while some answer categories have been combined for the figure.

Source: FRA, Fundamental Rights Survey 2019 [Data collection in cooperation with CBS (NL), CTIE (LU) and Statistics Austria (AT)]

FIGURE 9: GENERAL POPULATION – PERCEPTION ON HOW OFTEN POLICE GENERALLY TREATS PEOPLE WITH RESPECT IN THE COUNTRY, BROKEN DOWN BY SELECTED GROUPS (EU-27, %) ^{a,b}



Notes: ^a Out of all respondents in the EU-27 (n = 32,537); weighted results.

^b The question asked in the Fundamental Rights Survey was 'Based on what you have heard or your own experience, would you say the police in [this country] generally treat people with respect?' The answer categories were as shown in the figure above, while some answer categories have been combined for the figure.

Source: FRA, Fundamental Rights Survey 2019 [Data collection in cooperation with CBS (NL), CTIE (LU) and Statistics Austria (AT)]

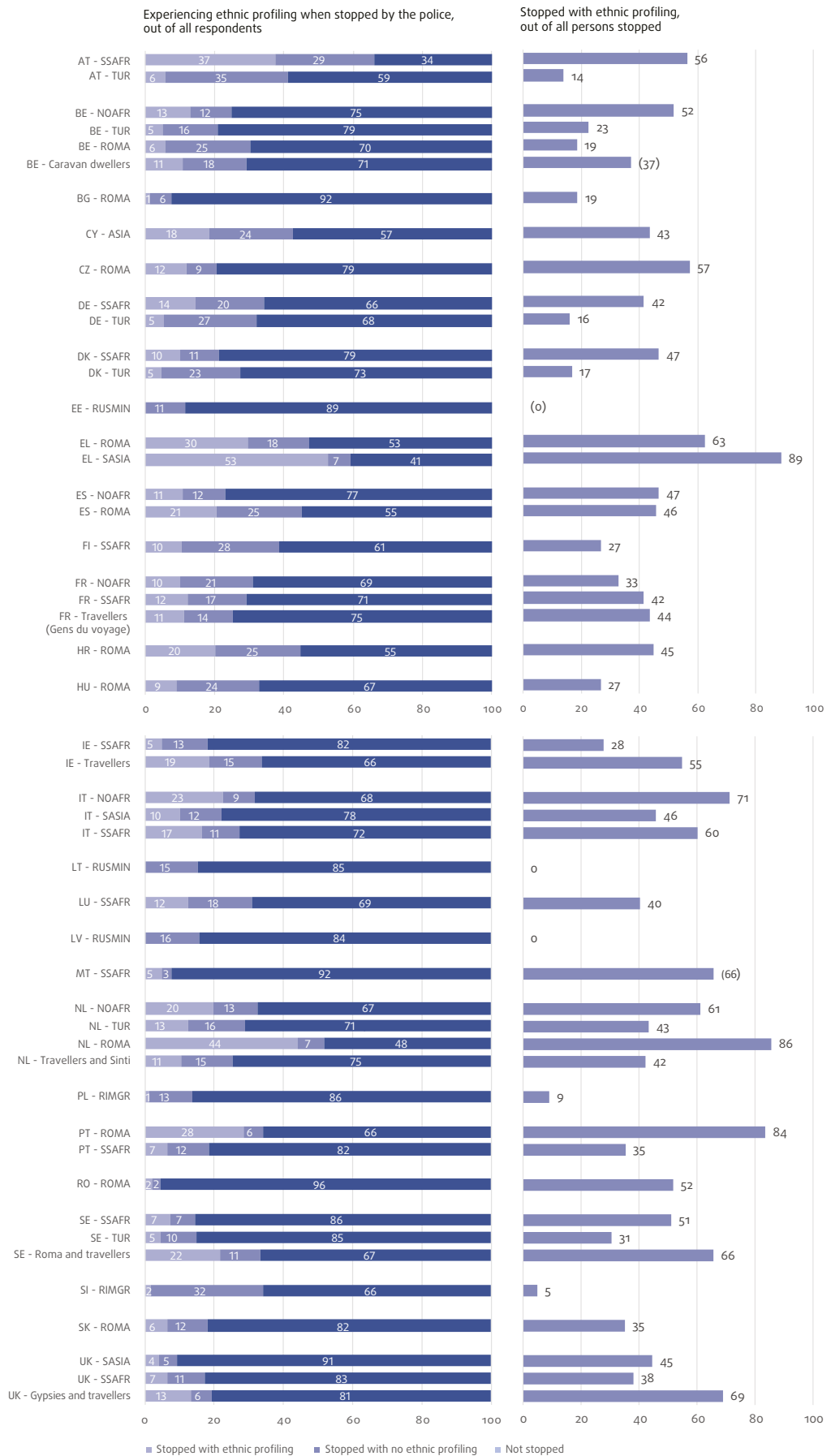
PERCEPTION OF PROFILING IN POLICE STOPS EXPERIENCED BY IMMIGRANTS AND ETHNIC MINORITIES

MAIN RESULTS

- ★ The perception of being subjected to ethnic profiling when stopped by the police in the five years before the survey is the most common among immigrants and descendants of immigrants from South Asia in Greece (89 %), and Roma in the Netherlands (86 %) and Portugal (84 %), according to the results of EU-MIDIS II and the Roma and Travellers Survey 2019. At the same time, almost none of the Russian minority respondents from Latvia and Lithuania felt that they were stopped by the police because of their ethnic background. (See Figure 10.)
- ★ Immigrants' and ethnic minorities' trust in the police depends on how they experience being stopped by the police and whether or not they perceive the stops as ethnic profiling. (See Figure 11.)
- ★ For example, among Roma surveyed in EU-MIDIS II, the level of trust in the police is lower (trust level 2.8) among those who believe that they were stopped due to ethnic profiling than among those who did not perceive the police stop as ethnic profiling (trust level 4.4). Trust levels in the police are expressed on a 10-point scale, where higher values indicate a higher level of trust.
- ★ Similarly, notable differences in terms of respondents' levels of trust in the police depending on the type of experience they had when stopped by the police can be found among immigrants and descendants of immigrants from Sub-Saharan Africa, Turkey and North Africa (EU-MIDIS II).
- ★ The **main results report of EU-MIDIS II** notes that immigrants, descendants of immigrants and ethnic minorities display a level of trust in public authorities (including the police) that is similar to, or even higher than, the general population's trust in authorities.



FIGURE 10: PERCEPTION THAT MOST RECENT POLICE STOP WAS DUE TO STOPPED PERSON'S IMMIGRANT OR ETHNIC MINORITY BACKGROUND, IN THE 5 YEARS BEFORE THE SURVEY (%) ^{a,b,c,d}





Notes: ^a Out of all respondents. EU-MIDIS II (n = 25,515); RTS (n = 4,659); weighted results.

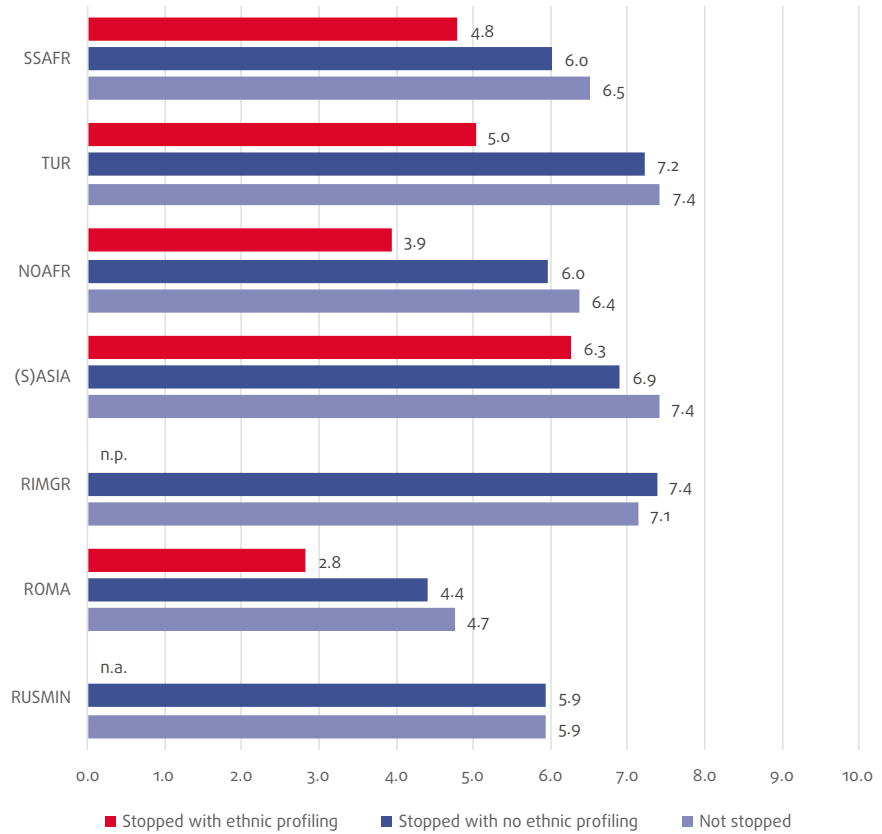
^b The question asked in EU-MIDIS II was 'In the past 5 years in [COUNTRY] (or since you have been in [COUNTRY]), have you ever been stopped, searched, or questioned by the police?' and 'Do you think that the last time you were stopped was because of your [TAILORED TO TARGET GROUP CATEGORIES: ethnic or immigrant background / Roma background / ethnic minority background]. The answer categories in both questions were 'Yes', 'No', while respondents could also answer 'Don't know', 'Do not understand the question' or 'Refused'. The results for the Roma and Travellers Survey 2019 are based on a similar question and answer categories as those used in EU-MIDIS II.

^c Results based on a small number of responses are statistically less reliable. Thus, results based on 20 to 49 unweighted observations in a group total are noted in parentheses. Results based on fewer than 20 unweighted observations in a group total are not published.

^d Acronyms for target groups refer to immigrants from country/region and their descendants, and other minority groups as follows: TUR = Turkey, SSAFR = Sub-Saharan Africa, NOAFR = North Africa, (S)ASIA = South Asia and Asia, RIMGR = recent immigrants from non-EU countries, RUSMIN = Russian minority, ROMA = Roma minority.

Source: FRA, RTS 2019; EU-MIDIS II 2016

FIGURE 11: LEVELS OF TRUST IN POLICE AND EXPERIENCES WITH POLICE STOPS IN 5 YEARS BEFORE THE SURVEY, BY EU-MIDIS II TARGET GROUP (AVERAGE VALUES ON SCALE RANGING FROM 0 TO 10) ^{a,b,c,d,e}



Notes: ^a Out of all respondents who had been stopped by the police in the 5 years before the survey. EU-MIDIS II (n = 24,545); weighted results.

^b The question asked in EU-MIDIS II were 'Do you think that the last time you were stopped was because of your [TAILORED TO TARGET GROUP CATEGORIES: ethnic or immigrant background / Roma background / ethnic minority background]? Answer categories: 'Yes', 'No', and; 'Please tell me on a scale of 0-10 how much you personally trust each of the [COUNTRY] institutions I read out. [COUNTRY]'s police?' Answers could range from 0 'No trust at all' to 10 'Complete trust'. In both questions, respondents could also answer 'Don't know', 'Do not understand the question' or 'Refused'.

^c Results based on a small number of responses are statistically less reliable. Thus, results based on 20 to 49 unweighted observations in a group total are noted in parentheses. Results based on fewer than 20 unweighted observations in a group total are not published (n.p.).

^d In the sample, none of the respondents in the Russian minority indicated that police had stopped them with ethnic profiling. Therefore, the level of trust in police for this respondent category is not available (n.a.)

^e Acronyms for target groups refer to immigrants from country/region and their descendants, and other minority groups as follows: TUR = Turkey, SSAFR = Sub-Saharan Africa, NOAFR = North Africa, (S)ASIA = South Asia and Asia, RIMGR = recent immigrants from non-EU countries, RUSMIN = Russian minority, ROMA = Roma minority.

Source: FRA, EU-MIDIS II 2016

Data sources

Fundamental Rights Survey

The Fundamental Rights Survey is a general population survey, which interviewed just under 35,000 people aged 16 years and older in all EU Member States, North Macedonia and the United Kingdom. The survey involved a combination of face-to-face and online data collection, as appropriate in each country, to reach a representative sample of the total population. Fieldwork took place from January 2019 to October 2019.

EU-MIDIS II survey

FRA's second European Union Minorities and Discrimination Survey (EU-MIDIS II) interviewed face-to-face over 25,500 respondents with different ethnic minority and immigrant backgrounds in 28 countries. The fieldwork took place from September 2015 to November 2016. The findings of EU-MIDIS II on police stops have been presented in various reports, including:

EU-MIDIS II: Main results (2017)

Muslims – Selected findings (2017)

Being Black in the EU (2018)

Roma and Travellers Survey 2019

The Roma and Travellers Survey 2019 collected data in Belgium, France, Ireland, the Netherlands, Sweden and the United Kingdom – in these countries, EU-MIDIS II had not interviewed Roma and Travellers. In total for the six countries included in the Roma and Travellers Survey, the face-to-face interviews collected data from 4,659 respondents between December 2018 and July 2019.

The results of the Roma and Travellers Survey, including the findings concerning police stops, were published in the 2020 report **Roma and Travellers in six countries**.

FRA has so far published two main reports and two papers that present results from its Fundamental Rights Survey. These can be accessed on FRA's website.



Getting in touch with the EU

In person

All over the European Union there are hundreds of Europe Direct information centres. You can find the address of the centre nearest you at: https://europa.eu/european-union/contact_en

On the phone or by email

Europe Direct is a service that answers your questions about the European Union. You can contact this service:

- by freephone: 00 800 6 7 8 9 10 11 (certain operators may charge for these calls),
- at the following standard number: +32 22999696 or
- by email via: https://europa.eu/european-union/contact_en

Finding information about the EU

Online

Information about the European Union in all the official languages of the EU is available on the Europa website at: [https:// europa.eu/european-union/index_en](https://europa.eu/european-union/index_en)

EU publications

You can download or order free and priced EU publications at: <https://op.europa.eu/en/web/general-publications/publications>. Multiple copies of free publications may be obtained by contacting Europe Direct or your local information centre (see [https:// europa.eu/european-union/contact_en](https://europa.eu/european-union/contact_en)).

EU law and related documents

For access to legal information from the EU, including all EU law since 1952 in all the official language versions, go to EUR- Lex at: <http://eur-lex.europa.eu>

Open data from the EU

The EU Open Data Portal (<http://data.europa.eu/euodp/en>) provides access to datasets from the EU. Data can be downloaded and reused for free, for both commercial and non-commercial purposes.



PROMOTING AND PROTECTING YOUR FUNDAMENTAL RIGHTS ACROSS THE EU —

This paper presents statistical survey data for the EU on how often people are stopped by the police, in what kind of situations they are stopped, the action taken by the police during stops, and views on whether or not the police acted respectfully.

The statistical data are drawn from FRA's Fundamental Rights Survey on the general population, and on people with an ethnic minority or immigrant background, including Roma, from FRA's second European Union Minorities and Discrimination Survey 2016 and its Roma and Travellers Survey 2019.



FRA – EUROPEAN UNION AGENCY FOR FUNDAMENTAL RIGHTS

Schwarzenbergplatz 11 – 1040 Vienna – Austria

T +43 158030-0 – F +43 158030-699

fra.europa.eu

 facebook.com/fundamentalrights
 twitter.com/EURightsAgency
 linkedin.com/company/eu-fundamental-rights-agency



Publications Office
of the European Union