

TECHNICAL REPORT

ROMA PILOT SURVEY

Technical report:
methodology, sampling
and fieldwork



FRA

EUROPEAN UNION AGENCY FOR FUNDAMENTAL RIGHTS



***Europe Direct is a service to help you find answers
to your questions about the European Union.***

Freephone number (*):
00 800 6 7 8 9 10 11

(*): Certain mobile telephone operators do not allow access to 00 800 numbers or these calls may be billed.

More information on the European Union is available on the Internet (<http://europa.eu>).

FRA – European Union Agency for Fundamental Rights
Schwarzenbergplatz 11 – 1040 Vienna – Austria
Tel.: +43 158030-0 – Fax: +43 158030-699
Email: info@fra.europa.eu – fra.europa.eu

Cataloguing data can be found at the end of this publication.

Luxembourg: Publications Office of the European Union, 2013

ISBN 978-92-9239-291-8
doi:10.2811/49351

© European Union Agency for Fundamental Rights, 2013
Reproduction is authorised, except for commercial purposes,
provided the source is acknowledged.



Roma Pilot Survey

**Technical report:
methodology, sampling
and fieldwork**

Contents

INTRODUCTION	5
1 BACKGROUND RESEARCH ON ROMA IN THE SURVEY COUNTRIES	6
1.1. Mapping the areas where Roma live	6
1.1.1. Main information source: census data	7
1.1.2. Main information source: census and/or other statistical data.....	7
1.1.3. Main information source: primary data collection and other secondary data	7
1.2. Overview of main data sources used in each country	8
2 SAMPLING.....	9
2.1. Sampling design	9
2.2. Sampling frame and representativeness	9
2.3. Sample size.....	10
2.4. First sampling stage: municipalities, neighbourhoods or halting sites	11
2.5. Second sampling stage: households and respondents	12
2.5.1. Designation of starting points for sample selection in the primary sampling units	12
2.5.2. Sampling strategies for households	12
2.5.3. Rules for selecting a sampling strategy for the selection of households	13
2.5.4. Screening of households and respondents for eligibility and respondent selection procedure	14
2.6. Country-specific sampling issues	15
3 SURVEY QUESTIONNAIRE	16
3.1. Questionnaire development	16
3.2. Pilot testing of the questionnaires	16
3.3. Translation of the survey materials.....	17
4 INTERVIEWER SELECTION AND TRAINING	18
4.1. Central training	18
4.2. Training materials.....	18
4.3. Interviewer selection.....	18
4.4. National training activities.....	19
5 FIELDWORK	20
5.1. Fieldwork schedule	20
5.2. Number of interviewers.....	20
6 FIELDWORK OUTCOME	21
6.1. Use of the different sampling strategies	21
6.2. Interview length	22
6.3. Fieldwork efforts.....	23
6.4. Outcome rates for responses, refusals, contacts and cooperation	24
6.5. Quality control	26
7 WEIGHTING AND CODING	27
7.1. Weighting procedure.....	27
7.2. Coding.....	27
8 DESCRIPTION OF THE SAMPLE	28

9	ANNEXES.....	34
9.1.	The survey in a nutshell.....	34
9.2.	The sample of migrant Roma in the greater Paris area.....	35
9.3.	National fieldwork agencies.....	36
9.4.	Survey questionnaire for Roma interviews.....	37
9.5.	Survey question for interviewing migrant Roma in France.....	65
9.6.	Survey questionnaire for interviews with non-Roma.....	97



Introduction

The European Commission set up an internal Roma Task Force in 2010 to assess how European Union (EU) funding is used to support Roma integration and to identify ways to improve its effectiveness. One of the major issues identified by the task force, in which the FRA participates, was the paucity of data on the socio-economic situation of Roma¹ in EU Member States, a lack which previous EU and international organisation reports have also highlighted.

In the past, FRA survey research on Roma as a part of the European Union Minorities and Discrimination Survey (EU-MIDIS) focused on discrimination, hate crime and rights awareness in seven EU Member States. Earlier survey work by the United Nations Development Programme (UNDP)² and the World Bank had focused on socio-economic conditions of Roma in central and eastern European EU and non-EU Member States.

In order to collect comparable and robust data on the socio-economic situation of Roma and their discrimination experiences, FRA designed a pilot survey covering EU Member States with a high proportion of Roma living in the country. In some of the selected EU Member States, FRA had not surveyed Roma before (France, Italy, Portugal and Spain). The survey also covered a number of central and eastern European EU Member States where FRA, as part of the EU-MIDIS survey, had surveyed Roma some years earlier.

In 2011 two parallel and complementary surveys were carried out in an effort to map the situation of Roma in the EU. The UNDP and the World Bank, in a survey funded by the European Commission, the UNDP and the World Bank's Nordic Trust Fund, focused on social and economic development aspects. The second FRA survey explored the fulfilment of key fundamental rights.

The FRA survey data collection was managed by the contractor Gallup Europe, in close cooperation and under the supervision of FRA experts. Starting in February 2011, Gallup Europe carried out background research to collect up-to-date information on the geographic

distribution of Roma in 11 EU Member States for sampling purposes. FRA developed a survey questionnaire, which Gallup Europe and its national fieldwork agencies translated and used in face-to-face interviews with Roma in 11 EU Member States between May and July 2011. FRA received the full survey data set in October 2011.

The Roma pilot survey was carried out in close cooperation with the UNDP and the World Bank, which at around the same time were conducting a survey on Roma in a group of EU and non-EU Member States with funding from the European Commission's Directorate-General Regional Policy. In May 2012, the first release³ of the survey results analysed the two surveys' combined data set, which accompanied the European Commission's Communication on National Roma Integration Strategies.⁴ Since this joint release, FRA has continued to analyse the results based on its own survey data set covering 11 EU Member States, published on the FRA website.⁵

This Technical report describes how the FRA Roma Pilot survey was carried out and the fieldwork outcomes in the 11 EU Member States. The full survey questionnaire can be found in the annex of this report. The survey methodology FRA developed, in consultation with experts and other partners, should serve as an example to EU Member States and other researchers on sampling and interviewing Roma. The methodology can be used to collect better evidence on the situation of Roma and to support EU and Member State policy making.

1 The term 'Roma', as used by the Council of Europe, refers to Roma, Sinti, Kale and related groups in Europe, including Travellers and the Eastern groups (Dom and Lom); it also covers a wide diversity of the groups concerned, including persons who identify themselves as Gypsies. For more information, see Council of Europe (2012), *Descriptive Glossary of terms relating to Roma issues*, version dated 18 May 2012, available at: http://hub.coe.int/c/document_library/get_file?uuid=83de8fod-ee32-40c9-b92e-e77edec46388&groupId=10227. All hyperlinks were accessed on 18 October 2013.

2 <http://europeandcis.undp.org>.

3 FRA and UNDP (2012), *The situation of Roma in 11 EU Member States: Survey results at a glance*, available at: <http://fra.europa.eu/en/publication/2012/situation-roma-11-eu-member-states-survey-results-glance>.

4 European Commission (2011), *An EU Framework for national Roma integration strategies up to 2020*, COM(2011) 173 final, Brussels, available at: http://ec.europa.eu/justice/policies/discrimination/docs/com_2011_173_en.pdf.

5 <http://fra.europa.eu/en/survey/2012/roma-pilot-survey>.

1 Background research on Roma in the survey countries

This chapter presents the contractor's efforts to collect the information necessary to draw a probability (random) sample⁶ of Roma in the EU Member States the survey covered. The FRA Roma pilot survey took place in 11 EU Member States: Bulgaria, the Czech Republic, France, Greece, Hungary, Italy, Poland, Portugal, Romania, Slovakia and Spain. These Member States were chosen because of the notable proportion of Roma in the population and the assumption that in most of these countries Roma were living in a high concentration in specific areas – a necessary condition for probability sampling at reasonable cost and within a limited time frame. In addition, in seven of these countries FRA had already gathered experience interviewing Roma with its 2008 EU-MIDIS survey – Bulgaria, the Czech Republic, Greece, Hungary, Poland, Romania and Slovakia.

The FRA Roma survey is considered a pilot as Roma have never been covered in comparative, cross-national surveys in several of the selected countries – namely in France, Italy, Portugal and Spain. The implementation of the survey in these countries was one of the project's main challenges.

1.1. Mapping the areas where Roma live

The survey set out to cover Roma who fall under the broad definition of the Council of Europe, including, for example, Roma, Gipsy, Gitanos, Sinti, Travellers, Kalé and *Gens du voyage*,⁷ independent of their citizenship or whether their lifestyle was sedentary, semi sedentary or mobile. A prerequisite for a sampling design which is cost- and time efficient is knowledge of the

universe under study, in other words the size of the target population and its geographic distribution.

Two factors make this difficult for Roma. One is the wide diversity of Roma groups and the related vagueness of the very term 'Roma', which denotes various overlapping and complementary characteristics (ethnic, linguistic, socioeconomic).⁸ The second is the notorious underrepresentation of Roma in censuses and the divergence between census data, which are commonly used for constructing sample frames, and 'experts' estimates'. In the absence of a clear definition of 'Roma' and of reliable census or registry data, which would allow for a direct sampling of Roma households or individuals, the survey adopted an area-based sampling approach which could be applied in all survey countries. The background research compiled information on the geographic distribution of Roma in the EU Member States where this information was not readily available and reviewed and updated the information used for EU-MIDIS three years earlier. The minimum necessary information included details on the proportion of Roma in the total population, the total number of Roma and the urbanisation level for all administrative areas in the country. Additional demographic information on the Roma population was of added value, as it could be used to assess the representativeness of the sample.

The availability of data that covers all administrative areas and is broken down by ethnicity, however, varies largely from country to country. In Bulgaria, the Czech Republic, Hungary, Poland, Romania and Slovakia the census asks, mostly on a voluntary basis, about characteristics such as ethnicity and/or information on the languages spoken in a household, which can serve as a proxy for ethnicity. In these countries, the census can provide at least some information on the geographic distribution and the basic demographic characteristics of Roma. In 2011, when the Roma pilot survey was carried out, the most recent available census data was from 2000, which could have become outdated. Even where census data on Roma were available, these were likely to underestimate the number of Roma. Some Roma are reluctant to self-identify as Roma in a census, resulting in an incomplete picture of the size and geographic distribution of Roma communities.

6 Probability sampling is a statistical approach to sample selection where each unit in the population to be surveyed has a known, non-zero probability of being selected in the sample. There are several different methods of probability sampling, such as simple random sampling, where each unit in the survey population has an equal selection probability. In most surveys, however, different (unequal) sampling probabilities are used in order to make the fieldwork more efficient (e.g. by stratifying the sample and clustering the interviews), and the differences in selection probabilities are corrected either in the design (by selecting more respondents from strata which are large in terms of the target population) or by weighting. Results obtained through probability sampling are therefore considered representative of the target population, as defined in the survey.

7 Council of Europe (2012), *Descriptive Glossary of terms relating to Roma issues*, version dated 18 May 2012, available at: http://hub.coe.int/c/document_library/get_file?uuid=83de8f0d-ee32-40c9-b92e-e77edec46388&groupId=10227.

8 Ivanov, A., Kling, J. and Kagin, J. (2012), *Integrated household surveys among Roma populations: one possible approach to sampling used in the UNDP-World Bank-EC Regional Roma Survey 2011*. Roma Inclusion Working Papers. Bratislava, UNDP.

In France, Greece, Italy, Portugal and Spain the census does not include any questions on ethnicity or languages spoken. This made it necessary to carry out more extensive background research on the feasibility of the selected survey methodology and the availability of the information needed for successful probability sampling. The following sections provide an overview of available data sources on Roma and the countries where each data source was used for sampling purposes.

1.1.1. Main information source: census data

The 2001 census was the only official data source on the geographic distribution of the Roma population in Bulgaria, Hungary, Poland and Romania. Prior to the fieldwork research, efforts were made to update this information for the municipalities included in the sample through contacts with municipal offices and/or local non-governmental organisations (NGOs). In most cases the updated information showed that more Roma were living in the selected municipalities than at the time of the 2001 census. This might be due, for example, to an undercount in the census, migration between census rounds leading to increased concentration of Roma populations in certain areas, or to an overestimate of the municipal Roma population by the local information source used. In contrast, in some municipalities the Roma communities had practically disappeared since the 2001 census.

Poland was an exception. Its Roma population decreased considerably from an already small 2001 census figure of 12,000. This finding was based on the observations of municipal workers who were contacted for advice. It was also consistent with fieldwork supervisors' direct observations while carrying out the survey. Emigration was considered the main reason for this decrease.

1.1.2. Main information source: census and/or other statistical data

The 2001 census in the Czech Republic and Slovakia collected information on Roma ethnicity, but other data sources were considered more relevant, up to date or complete.

In the **Czech Republic**, information on Roma settlements from the 2001 census was combined with information collected during a project⁹ on 'Socially excluded

9 Project funded by the European Structural Fund and the Czech Republic State Budget, organised by the Ministry of Labour and Social Affairs of the Czech Republic and the Government Council for Roma Community Affairs and implemented by GAC spol. s r.o.

Roma Communities'.¹⁰ The FRA contractor considered the list of locations identified in this project as the primary source of information. The census data, however, allowed the addition of another 18 settlements with substantial Roma communities to the sampling frame of areas with above-average Roma populations.

In **Slovakia**, the 2004 *Atlas of Roma communities*¹¹ provided more complete and up-to-date information than the 2001 census and was therefore chosen as the primary source on the geographic distribution of Roma there.

The **Spanish** census does not collect data on ethnicity, therefore the *Map of Housing of Roma/Gitanos communities in Spain*¹² was used to compile information on the geographic distribution of Spain's Roma communities.

1.1.3. Main information source: primary data collection and other secondary data

In **France, Greece, Italy** and **Portugal**, no national or regional statistics were available on the geographic distribution of Roma, as their censuses do not collect data on ethnicity. Additional efforts were, therefore, made to identify a sufficient number of areas where Roma live in high numbers.

In **France**, four distinct groups fall under the generic term Roma:

- sedentary French citizen Roma;
- nomadic or semi-nomadic French citizens (*Gens du voyage*);
- Roma migrants not living in ad hoc camps;
- Roma migrants living in camps (ad hoc or limited stay).

Of these four Roma categories, the background research identified *gens du voyage* and migrant Roma living in ad hoc camps in the greater Paris area as the only groups for which sufficient information could be collected to allow random sampling. A list of halting sites¹³ with

10 GAC (2006), *Analysis of socially excluded Roma localities in the Czech Republic and absorption capacity of entities involved in this field*, available at: http://www.gac.cz/userfiles/File/nase_prace_vystupy/GAC_MAPA_Socially_Excluded_Roma_Localities_in_the_CR_en.pdf.

11 Úrad splnomocnenca vlády (2004), *Atlas of Roma communities in Slovakia*, available at: <http://romovia.vlada.gov.sk/3554/list-faktov.php>.

12 Fundación Secretariado Gitano (2007), *Mapa sobre vivienda y comunidad gitana en España 2007*, available at: <http://www.gitanos.org/publicaciones/mapavivienda/>.

13 Association Nationale des Gens du Voyage Catholiques (2009), *Guide Pratique des Gens du Voyage*. For more information. see: www.angvc.fr.

information on the location, the number of dwellings and the type of site (long-, medium- or short-term stay) served as a basis for the sampling of the *gens du voyage*.

Given cost and time limitations migrant Roma were only targeted in the area of greater Paris. With the help of numerous associations and NGOs a sufficient number of camps were identified for interviews. For more details on this convenience sample, see the Annex.

In 2008, EU-MIDIS interviewed Roma in **Greece**, but only in the area of Athens and Thessaloniki. To collect information on the nationwide distribution of Roma, the national agencies asked relevant organisations and individuals on the municipal level, and in some cases Roma NGOs or service providers such as medical centres that were in contact with Roma, to provide information on the size and specific locations of Roma communities. A database drawn from this information served as a practical description of the statistical universe for the survey in Greece.

In **Italy** two federations representing about 90 % of the local Roma/Sinti associations¹⁴ helped collect geo-demographic information about the target group. About 5,500 households living in some 233 municipalities were identified through this approach. In addition, with the help of Roma federations and other information sources Roma migrant encampments in Milan,¹⁵ Turin,¹⁶ Rome¹⁷ and the greater Florence area¹⁸ were identified. The database compiled from this information was used as an approximation for the regional distribution of Roma in Italy.

A database on the geographic distribution of Roma in **Portugal** was created using an existing study.¹⁹ Two major projects targeting Roma people – ‘Pilot Project for Municipal Mediators’²⁰ and *Escolhas*²¹ – facilitated contacts with local Roma communities and provided further unofficial

14 Federazione Romani, available at: <http://federazioneRomani.wordpress.com>; also see Federazione Rom e Sinti Insieme, available at: <http://comitatoromsinti.blogspot.com>.

15 Direct data provision by the Municipality of Milan, Councillor for Family, Education and Social Policies.

16 City of Turin, Foreigners and Nomads sector (2003), *Gli insediamenti dei Rom e dei Sinti*, available at: www.comune.torino.it/stranieri-nomadi/nomadi/dati/insediamenti.pdf.

17 Information provided by Federazione Romani.

18 Fondazione Michelucci (2010), *L’abitare di Rom e Sinti in Toscana 2009-2010*.

19 Castro A. (2007), *Dos contextos locais à invisibilização política. Discussão em torno dos ciclos de exclusão habitacional dos ciganos em Portugal*, *Cidades. Comunidades e Territórios*, No. 15, pp. 63–86.

20 The project’s goal is to create fifteen Roma municipal mediators and to embed them in local municipalities and in its Roma inclusion related services so that they can establish a close relationship with local services and organisations and local Roma communities. For more information, see: acidi.gov.pt.

21 The nationwide *Escolhas* promotes the social inclusion of children and young people from vulnerable socio-economic groups, particularly the descendants of immigrants and ethnic minorities. For more information, see: programaescolhas.pt.

estimates on the number of Roma people/families in their respective areas/settlements of influence. These estimates, in combination with data provided by districts and municipalities, were added to the database.

1.2. Overview of main data sources used in each country

Table 1 presents a summary of data sources used for sampling purposes in each of the 11 EU Member States where the Roma pilot survey was carried out.

Table 1: Main data sources on the geographic distribution of Roma, by EU Member State

EU Member State	Source
BG	2001 Census
CZ	Research on “Socially Excluded Roma Communities”
EL	Information from Municipalities, Roma representatives, Rom Office, Prefecture Statistical Office, Citizen Service Centre, Xathi’s Roma, Socio-medical Centre, Social Services of Municipalities
ES	Fundación Secretariado Gitano (FSG), The Map of Housing of Roma/Gitanos community in Spain, 2007
FR	<i>Gens du voyage</i> : Association Nationale des Gens du Voyage Catholiques (2009), <i>Guide Pratique des Gens du Voyage</i> . Migrant Roma in the greater Paris area: List of ad hoc camps compiled with the assistance of local associations and NGOs working with migrant Roma
HU	2001 Census
IT	Federazione Rom e Sinti Insieme and Federation Romani – in collaboration with local Roma Associations
PL	2001 Census
PT	Pilot Project for Municipal Mediators Escolhas project Diverse municipality sources
RO	2002 Census
SK	Atlas of Roma Communities

Source: FRA, 2013

2 Sampling

This chapter explains in detail the sampling procedure used in the Roma pilot survey. After the preparation of the sampling frame, the FRA contractor randomly selected areas where Roma were to be interviewed, respecting the distribution of the Roma by regions and urbanisation levels. The interviewers used various sampling strategies to select the Roma households, depending on the size and the residential density of the Roma population in a given area. One of the sampling strategies, focused enumeration, was applied in areas where Roma were living in areas where both Roma and non-Roma were living in the same neighbourhood, known as 'mixed areas'. This method, used to boost the probability of identifying eligible households when interviewing hard-to-reach populations, makes it possible to more easily identify individuals from the target group while maintaining the probability sampling approach. Up to 20 % of the respondents were identified through focused enumeration in most of the 11 EU Member States.

FRA randomly selected one household member among those aged 16 or older to reply to the questionnaire providing information on all members of the household, on the household as a whole and on his/her individual situation and experiences.

2.1. Sampling design

FRA laid out the basic sampling design for the survey in its call for tender, following the sampling approach adopted for, and tested in, EU-MIDIS. The aim was to arrive at a random sample that provides reasonably good coverage of the target population on the national level given the time and resources available. The final sampling design had to reflect differences at the EU Member State level in the type of data available for sampling purposes and take into account the particularities of sampling the hard-to-reach Roma target population.

The survey adopted a multi-stage probability sampling design to achieve its objectives. Based on the information collected during the background research phase, sampling frames were created for all the countries reflecting, as much as possible, the diversity of the Roma groups in terms of community size and geographic distribution so that the results would be representative of their situation.

To allow for efficient random sampling, only those areas where Roma lived in sufficient concentration – above the national average – were included in the sampling

frames. The results are therefore representative for those Roma, but they are not nationally representative of all Roma throughout the EU Member States surveyed. The survey, however, does provide data relevant to the EU and its Member States' with respect to their priorities on Roma integration and inclusion.

The contractor was responsible for the actual creation of the sampling frames. In the first stage of the sampling procedure, the contractor selected municipalities, neighbourhoods or halting sites, the latter in France only. In the second stage, by using different sampling strategies, it identified and selected eligible households and randomly selected an eligible person to interview from among the household members.

Non-Roma respondents were selected on the basis of the proximity of their residence to Roma. This choice was based on the assumption that non-Roma living near Roma would provide a better benchmark for the situation of the Roma than the country's overall population, because they would share same administrative, social and economic infrastructure and general socioeconomic conditions.

In five EU Member States FRA and UNDP carried out their survey fieldwork at around the same time. To enable a future joint analysis of the two data sets, the sampling frames were compared and harmonised as much as possible. In some cases, to avoid any fieldwork overlap, a municipality selected for both surveys had to be replaced in one or the other.

2.2. Sampling frame and representativeness

The sampling frames used for the Roma pilot survey were developed on the basis of information collected during the background research. Using all available information, the contractor established lists of primary sampling units composed of municipalities, neighbourhoods or, solely for France, halting sites, for all the countries included in the survey. It differentiated between primary sampling units by region and by urbanisation level.

The FRA Roma pilot survey used a density-based inclusion criterion in Bulgaria, Hungary and Romania, where the census was the primary source of information on the geographic distribution of Roma. To ensure effective fieldwork operations, the contractor included only primary sampling units with a certain minimum density of Roma in the sampling frame. Therefore, the primary

sampling units with a lower than national average of Roma residents were not included in the sampling frame; covering these areas would have been too costly and time consuming. In some cases, however, the inclusion criteria had to be broadened to cover cities where the overall density of Roma residents was low but which nevertheless had large local Roma communities, such as was the case, for example, in Bulgaria. In Poland, all primary sampling units where the 2001 census had recorded Roma communities were included, irrespective of the current size of the local Roma population.

In the Czech Republic, Greece, Portugal, Slovakia and Spain, the contractor included all the primary sampling units identified in the background research in the sampling frame. For France, the contractor included in the sampling all halting sites documented in the background research as having 10 places or more for caravans of the *gens du voyage*. Sites for short-term stays of under one month were excluded, as these are mainly used for interim stops while *en route* to a new area. The interviews for the migrant Roma sample in France took place in all ad hoc Roma camps that had been identified prior to fieldwork in the greater Paris region. In Italy, the contractor included in the sampling frame all municipalities where the background research identified at least 25 Roma families, which served as the basis for a well-documented convenience sample.

2.3. Sample size

The survey set out to achieve a net sample size of 1,000 interviews with Roma and 500 with non-Roma in each of the eleven EU Member States covered in the survey. In order to achieve the agreed net sample size, the contractor planned each country's fieldwork to accommodate a bigger gross sample size, so that in the end it would have a sufficient number of interviews available for analysis even after normal survey non-response and non-contact.

The specific situations encountered in some countries during background research made some adjustments to the sample size necessary. In France, for example, FRA further split the 1,000 interviews with Roma into 700 with *gens du voyage* and 300 with Roma migrants living in camps in the greater Paris area. The 500 interviews with non-Roma in France took place in areas close to the sampled halting sites of the *gens du voyage*.

The mapping of Roma communities in Poland revealed a much smaller Roma population than had been expected from the 2001 census. As a result, FRA decreased the Roma sample in Poland to 600 interviews. In Italy, FRA also cut the number of interviews to 600, due to difficulties in gathering the necessary information on the geographic location of the Roma communities.

Table 2: Primary sampling units, by EU Member State

EU Member State	Type of primary sampling unit	Primary sampling units included in the sampling frame
BG	Municipality	<ul style="list-style-type: none"> municipalities with a proportion of Roma at or above the national average Sofia
CZ	Neighbourhood	<ul style="list-style-type: none"> all neighbourhoods identified in the background research
EL	Municipalities	<ul style="list-style-type: none"> all municipalities with Roma communities as identified in the background research
ES	Neighbourhood	<ul style="list-style-type: none"> all neighbourhoods identified in the background research
FR	Halting site	<ul style="list-style-type: none"> all halting sites with at least 10 places for caravans and with a minimum one-month stay, as identified in the background research
HU	Municipality	<ul style="list-style-type: none"> municipalities with a proportion of Roma at or above the national average municipalities with a population of at least 1,000 Roma
IT	Municipality	<ul style="list-style-type: none"> all municipalities with at least 25 Roma families, as identified in the background research
PL	Municipality	<ul style="list-style-type: none"> municipalities where Roma were reported to live in the 2001 census
PT	Municipality	<ul style="list-style-type: none"> municipalities with Roma population as identified in the background research
RO	Municipality	<ul style="list-style-type: none"> municipalities with a proportion of Roma at or above the national average county capitals
SK	Municipality	<ul style="list-style-type: none"> all municipalities identified in the background research

Source: FRA, 2013

FRA reallocated the resources freed by the cuts in interview numbers in Italy and Poland to increase the

Roma sample size in all other countries, except France, to 1,100 interviews.

Table 3: Targeted and achieved net sample size, by EU Member State

EU Member State	Group	Target net sample size	Achieved net sample size
BG	Roma	1,100	1,100
	Non-Roma	500	500
CZ	Roma	1,100	1,100
	Non-Roma	500	500
EL	Roma	1,100	1,102
	Non-Roma	500	500
ES	Roma	1,100	1,115
	Non-Roma	500	502
FR	<i>Gens du voyage</i>	700	714
	Migrant Roma	300	329
	Non-Roma	500	500
HU	Roma	1,100	1,100
	Non-Roma	500	500
IT	Roma	600	608
	Non-Roma	500	500
PL	Roma	600	670
	Non-Roma	500	505
PT	Roma	1,100	1,102
	Non-Roma	500	501
RO	Roma	1,100	1,100
	Non-Roma	500	500
SK	Roma	1,100	1,100
	Non-Roma	500	500

Source: FRA, 2013

2.4. First sampling stage: municipalities, neighbourhoods or halting sites

The FRA survey contractor carried out centrally the selection of the primary sampling units – municipalities, neighbourhoods or halting sites in France – using the lists established by the background research. These lists, which included only localities where the proportion of Roma was higher than the national average, take into account the region, the urbanisation level and the size of the Roma population of each primary sampling unit. Depending on the country's size, the contractor determined the appropriate geographical level using

the Nomenclature of Units for Territorial Statistics²², the sample was distributed across a reasonable number of geographic regions. Nationally relevant urbanisation levels were used to better reflect the differences in the urbanisation structures and statistical classifications in the participating countries.

To reach the target of 1,100 Roma interviews and ensure an adequate geographic spread, contractor selected 100 primary sampling units per country. The contractor also prepared a second list of such sampling units, with the same characteristics as the first, in case a unit needed replacing during fieldwork. A new unit might be needed, for example, if the size of the Roma population was overestimated and the planned number of interviews was not achieved.

²² For more information, see: http://epp.eurostat.ec.europa.eu/statistics_explained/index.php/Glossary:NUTS.

Table 4: Number of primary sampling units selected from the sampling frame, by EU Member State

EU Member State		Roma sample	Non-Roma sample
BG		100	100
CZ		100	100
EL		100	100
ES		100	100
FR	<i>Gens du voyage</i>	100	87
	Migrant Roma	17 camps	
HU		100	100
IT		75	92
PL		100	93
PT		100	100
RO		100	100
SK		100	100

Source: FRA, 2013

2.5. Second sampling stage: households and respondents

After selecting the primary sampling units where the interviews would take place, the next stages of the sampling process involved selecting both the eligible households and household members to be interviewed.

The interview clusters were distributed across the primary sampling units to ensure that various regions and urbanisation levels were represented proportionally to the size and location of the Roma population. One interview cluster, in general composed of 11 interviews, was allocated per selected sampling unit. Within a unit, interviews were clustered in one or more locations. Furthermore, a probability-proportional-to-size selection was used to take into account the size of the Roma population: the number of interview clusters allocated to a primary sampling unit increased in proportion to the size of the Roma population in that unit.

In France, Italy and Poland the number of interviews per cluster was reduced, taking into account cuts to the sample size and the need to ensure that the sample had an adequate geographic spread. For interviews with *gens du voyage* in France and all interviews in Poland the national fieldwork agencies used a cluster size of seven interviews. In interviewing migrant Roma in France and for all interviews in Italy, the number of areas and the number of interviews were determined with regard to the characteristics of the different areas or camps identified during the background research.

The non-Roma interviews were carried out in the same primary sampling units as the Roma interviews. Given the smaller net sample size requirement for non-Roma, the contractor used a cluster size of five interviews.

The selection of the households and the respondents, as well as the eligibility criteria applied during the respondent screening phase are described in detail in the following sections.

2.5.1. Designation of starting points for sample selection in the primary sampling units

In the Roma pilot survey, the contractor carried out the sampling of households based on random route sampling, which is also used in many general population surveys. Once the selection of the sampling units was finalised, the contractor designated starting points for the random route sampling, except for those units where systematic sampling was used.

To determine the starting points for random route sampling, the contractor needed to know which areas inside the selected primary sampling units had a higher density of Roma populations. If the background research had not provided this information, the national fieldwork agencies consulted municipalities, NGOs or other relevant stakeholders to gather this information. Then the national fieldwork agencies drew a map of these areas and defined the starting point of the random route sampling as the edge of the settlement nearest the city centre. If only one interview cluster was assigned to a sampling unit where Roma were living in several separate areas, the largest Roma area was selected. The same rule was then applied, with the random route process starting at the edge of the Roma settlement nearest the city centre. In mixed areas, such as primary sampling units where Roma did not live apart from non-Roma, the starting point was randomly selected in the settlement.

2.5.2. Sampling strategies for households

In most cases survey respondents were randomly selected using random route sampling. The FRA survey complemented this approach, however, with focused enumeration, a methodology developed specifically to improve the effectiveness of random-route sampling for hard-to-reach populations.

From the initial sampling stage, the sampling frame consisted of primary sampling units with a higher-than-average concentration of Roma, thereby increasing the chances of encountering eligible households during the random route selection process. Focused enumeration was used where the proportion of Roma was lower and

where Roma and non-Roma households lived side by side rather than where Roma lived in more segregated settings. In small and confined areas such as ad hoc Roma camps, systematic sampling was used. The three sampling strategies will now be presented in detail.

Simple random route sampling



Starting from designated starting points in the primary sampling units, interviewers followed precise instructions on the route. Interviewers could not use their own discretion to decide where to go or which dwelling unit to contact. The random route rules were explained in the interviewer training, and they were included in the interviewer manual, which was distributed at the end of the training to all interviewers. The interviewers were required to apply a sampling step of five, making contact with the household in every fifth dwelling unit. A sample selected through random route has the characteristics of a probability sample.

Random route sampling works with certain underlying assumptions:

- dwellings are arranged along defined streets where one gate or door (if an apartment) normally leads to the dwelling of a household;
- there are street names, intersections, numbers, etc. which can be used when implementing or recording the outcome of random route sampling;
- these physical circumstances remain stable for a longer period of time, allowing for later verifications or subsequent visits to the same address;
- households do not live in more than one dwelling, although more households may live in the same dwelling.

Not all the selected areas fulfilled these conditions; random route rules had, therefore, to be adapted to local circumstances in these cases. In a simplified form, interviews followed certain rules. Interviewers were required, for example, to always follow the right-hand side of the street, to turn to the right at each corner, and to always contact the household of every fifth dwelling.

Random route sampling with focused enumeration

Focused enumeration is used in conjunction with random route sampling. Under this methodology, interviewers ask respondents in households which have already been included in the sample to provide information on the eligibility of surrounding households. Two dwellings on either side of the initial household are screened for the presence of eligible Roma households. Based on the information received, the interviewer has to personally establish whether there are eligible (Roma) persons at the adjacent addresses. Focused enumeration increases the chances of identifying eligible households of the hard-to-reach population and delivers a probability sample.

This method was only used in primary sampling units where the concentration of Roma households was relatively low and a simple random route sampling would have yielded poor results. In area with an unknown Roma population density the interviewers applied focused enumeration as an initial method to estimate the density of Roma in the area and to identify the sampling method to apply.

Systematic sampling

Interviewers applied the systematic sampling approach only when the number of identifiable Roma dwelling units was too small to realistically complete the planned number of interviews by selecting every fifth household through the random route approach. The national fieldwork agencies used systematic sampling in halting sites, for example, having interviewers contact every dwelling unit along the random route until the number of interviews allocated for the cluster was achieved. This approach was also applied in areas with small local populations as was the case in Italy, Portugal and Poland.

2.5.3. Rules for selecting a sampling strategy for the selection of households

The density of the Roma population in the primary sampling unit and the type of settlement helped determine the sampling strategy. A locality was considered **mixed** if the Roma represented between 10 % and 40 % of the total population in the area and as **segregated** if

this proportion was 40 % or higher. Areas where the proportion of Roma was under 10 % were not included in the sample.

When the density of the Roma population in the primary sampling area was known before fieldwork started, the national fieldwork supervisor determined the sampling strategy in advance based on the following rules:

- **Mixed areas:** The sample was constructed via simple random route with focused enumeration.
- **Segregated areas:** Simple random route was applied with a sampling step of five.
- **Camps:** The sampling interval depended on the (estimated) number of caravans/tents/accommodations in the camp. Random route rules in camps were applied to the extent possible, but strict adherence might be impossible in campsites with, for example, an unorganised layout. The selection of the sampling approach is based on the size of the halting sites:
 - a site with more than 50 caravans: random route sampling with a sampling interval of five;
 - a site with 25–50 caravans: random route sampling with a sampling interval of two;
 - a site with fewer than 25 caravans: Systematic sampling.

In cases where it was not possible to obtain any prior information on the density of the Roma population in the primary sampling unit, the interviewer started the fieldwork based on a random route approach with a sampling step of five and focused enumeration. After completing focused enumeration in two households the type of area was deduced based on the following rules:

- **Mixed area:** Areas where the contact with two households and information on surrounding households based on focused enumeration resulted in the identification of one to three eligible Roma households. In such cases, fieldwork continued with focused enumeration.
- **Segregated area:** Areas where the contact with two households and information on the surrounding households based on focused enumeration identified four or more eligible Roma households. In these areas fieldwork was continued with simple random route with a sampling interval of five.
- **Non-Roma area:** Areas where none of the households contacted or households screened through focused enumeration were eligible for the Roma sample. In such cases the fieldwork managers assigned a new starting point to continue the interviews or replaced the primary sampling unit.

The non-Roma sample was selected during the process of random route sampling of Roma by interviewing respondents from those randomly selected households which were not eligible to be included in the Roma sample. Or, if the Roma sample was drawn in a segregated area, the interviewers used random route sampling in the nearest non-Roma or mixed neighbourhood. During random route sampling or focused enumeration, whenever a non-Roma household was identified it was selected for the non-Roma sample until the total number of non-Roma interviews assigned to the area was reached.

2.5.4. Screening of households and respondents for eligibility and respondent selection procedure

When interviewers contacted a household, they first sought to establish whether at least one household member was a Roma. If so, the interviewer establishes a list of all eligible household members from which a person is randomly selected to be the respondent for that household.

For household screening, the interviewers used a screening sheet. During the first visit, the interviewer asked the person who opened the front door: “Could you tell me if any Roma live in this household? By ‘household’, I mean all the people who live within this accommodation and with whom you share cooking and meals.” This screener question helped to identify Roma households where at least one member was identified as Roma, as well as non-Roma households where no member was identified as Roma.

In each eligible household only one person was interviewed, chosen randomly from all household members aged 16 and older, using the last birthday method. In households where birthdays were not known or celebrated, the selection rotated, depending on the last identification number digit of the questionnaire, between eldest/youngest and male/female household members.

- **Eligible persons for the Roma sample** were persons aged 16 and older who were members of households of which at least one member belonged to the Roma community, who self-identified as Roma and who were at the moment of the survey – *de facto*, regardless of registration – residing in the EU Member State being surveyed.
- **Eligible persons for the non-Roma sample** were persons aged 16 and older who were members of households without any identified Roma member, who were at the moment of the survey – *de facto*, regardless of registration – residing in the EU Member State being surveyed and living in close proximity to Roma.

In the case of ‘mixed’ households, namely those households where at least one but not all members are Roma, a respondent was selected randomly from the list of eligible household members. While in some cases the randomly selected respondent did not consider her- or himself as Roma, they were nevertheless asked to describe their household’s situation. They could also – voluntarily – answer the questions concerning their personal experiences. If the respondent opted against answering questions referring to Roma, these were coded as ‘not applicable’. All countries combined, only 1.5 % of the respondents from Roma households chose a category other than ‘Roma’ when asked about their ethnic background. This figure includes respondents who initially agreed to be interviewed as a Roma person, but who later in the interview gave a different answer when asked about their ethnic background.

All interviews were done face-to-face. To facilitate contact or re-contact, interviewers tried to obtain telephone numbers of the selected households to arrange a visit over the phone. Phone numbers were needed, for example, when the randomly selected respondent was out when the interviewers first visited, in case a later appointment needed rescheduling, or in order for the fieldwork managers to carry out random quality-control checks on the interview work.

2.6. Country-specific sampling issues

Cooperation with UNDP in Bulgaria, Czech Republic, Hungary, Romania and Slovakia

At around the same time as FRA was carrying out its Roma pilot survey, the UNDP was conducting a survey on Roma in a number of central and eastern European EU and non-EU Member States. FRA and the UNDP cooperated closely to maximise the impact of the two surveys, seeking to explore the situation of Roma across Europe from different angles. Beyond the five EU Member States both surveys covered – namely Bulgaria, the

Czech Republic, Hungary, Romania and Slovakia – the two differed in geographic coverage.

The two institutions held several bilateral meetings to closely coordinate sampling and fieldwork procedures, with the aim of ensuring that the two data sets could later be used for joint analysis. Cooperation allowed the fieldwork agencies to avoid overlap. When both surveys included the same primary sampling unit, one of the two replaced it so that both would maximise geographic coverage of EU Member States and Roma areas. FRA and UNDP contractors exchanged maps and starting points for random route sampling to avoid duplication. To ensure that no household or respondent was interviewed twice, interviewers for both surveys asked the following question: “Have you or another member of your household participated in a survey related to Roma since 15th May?” Respondents who confirmed that their household had already participated in such an interview were not interviewed again.

Gens du voyage and migrant Roma in France

In France, the sampling of *gens du voyage* was based on a list of halting sites. In order to conduct interviews on these sites, official authorisation was necessary. For 76 sites no permission could be obtained. The problems resulting from limited access to halting sites were partly resolved by decreasing the number of primary sampling units for *gens du voyage* to 70 from 100. A selected sampling unit that interviewers could not in the end access was replaced with one from the same region and halting site type until one was found where the interviews could be carried out.

For migrant Roma in the greater Paris area the selection of camps for the interviews was highly influenced by the instability of the situation. Some camps disappeared or were dismantled before the interviews could start, while new camps appeared elsewhere. In the end, the same number of people were interviewed as the initial sampling plan foresaw, but at different locations than originally planned.

3 Survey questionnaire

FRA developed the questionnaire with input from the contractor and other stakeholders. After translations, fieldwork instruments were piloted in the field and, following feedback from the interviewers and country managers, were finalised. For further reference, questionnaires can be found in the annex of this report

3.1. Questionnaire development

The questionnaire needed to be as brief as possible to minimise the response burden imposed on the respondents. FRA expected the average length of the interviews with Roma respondents to be 40 minutes and for non-Roma respondents, 25. Given the limited duration of the interviews, FRA carefully considered the content of the questionnaire, focusing particularly on the usefulness and policy relevance of the information collected.

FRA prepared Roma and non-Roma versions of the questionnaire, which differed only by the number of questions asked and with some reformulations of wording. Each questionnaire had two components: a household **grid** collecting socio-demographic information on all household members, (separately for those aged 16 and older, and for children in the household); and a **main questionnaire** covering issues related to personal discrimination experiences, rights awareness and the socio-economic situation of the respondent and the respondent's household. The main questionnaire consisted of two groups of questions: one describing the characteristics of the household shared by all household members and one capturing the status and perceptions of the main respondent only. This three-tiered questionnaire construction brings it closer to the format of an integrated household survey and makes it possible to draw conclusions on the major characteristics of the household members based on an extended sample (all household members and not just the main respondent).

The randomly selected respondent provided information on all members of the household concerning age, sex, marital status, citizenship and ethnicity, existence of official documents such as birth certificates, educational attainment and employment status. In addition, the respondent was asked about experiences children in the household had concerning special school or preschool institutions, as well as reasons for not being in school and possible employment of children (child labour).

In the main questionnaire the respondent was asked to provide information on the housing and economic

situation of the household. This part of the questionnaire also collected more detailed information on education, employment, health and migration experiences and plans as well as discrimination experiences, rights awareness, integration and active citizenship.

For the interviews of migrant Roma in the greater Paris area, a section was added to the questionnaire addressing the specific experiences of recent migrants.

The FRA and UNDP surveys took place in five countries (Bulgaria, the Czech Republic, Hungary, Romania and Slovakia) at about the same time. This allowed both institutions to obtain more robust results based on a larger *de facto* sample size – that is, the combined sample size of the two surveys. FRA and UNDP therefore elaborated a set of core questions and included them in both questionnaires. This made it possible to pool the data from the two surveys in a combined data set, which served as the basis for most of the analysis in the joint FRA and UNDP/World Bank publication.²³

3.2. Pilot testing of the questionnaires

A small-scale pilot was carried out before the full-scale survey fieldwork. The pilot simulated the fieldwork procedures which were to be implemented in the main part of the survey. Sampling sites were selected in each country to reflect typical settings for the full-fledged survey, enabling fieldwork teams to pilot the sampling strategies prepared for use in different settings. The questionnaires were tested in each country with 20 Roma and 20 non-Roma respondents.

The national fieldwork agencies trained the interviewers selected for the pilot using the same draft training materials and curriculum planned for the full survey. Each national agency designated competent senior interviewers or supervisors to carry out the pilot interviews and to evaluate the usability of the questionnaire. They also provided qualitative feedback on the questionnaire, on a question-by-question basis as well as overall, through debriefing forms and in-person debriefing sessions with national project managers.

²³ FRA and UNDP (2012), *The situation of Roma in 11 EU Member States – Survey results at a glance*, available at: <http://fra.europa.eu/en/publication/2012/situation-roma-11-eu-member-states-survey-results-glance>.

FRA finalised the survey questionnaires in cooperation with Gallup Europe based on the experiences of the pilot interviews.

3.3. Translation of the survey materials

Translations deserve particular attention in cross-national survey projects which have the aim of collecting comparable data. To ensure that all respondents – irrespective of the country – are asked functionally the same questions in their language, particular care needs to be taken when translating and proofing the fieldwork documents, including the survey questionnaire.

In the FRA Roma pilot survey the translation process started by converting an earlier version of the survey questionnaire into a WebTrans database format, a questionnaire database system developed by Gallup to support translations and dynamic archival. Forward and back translations of these draft questionnaires took place in the following languages: Bulgarian, Czech, French, Greek, Hungarian, Italian, Polish, Portuguese, Romanian, Slovak and Spanish.

FRA experts reviewed the translated questions before they were tested in the field. After the piloting, the questionnaire was amended where necessary. These modifications underwent another forward and back translation before the questionnaire was finalised.

4 Interviewer selection and training

To ensure high-quality, comparable results, national agencies paid particular attention to interviewer selection and training. The central training seminar, which brought together representatives of national fieldwork agencies from the 11 EU Member States, focused on harmonising fieldwork approaches across countries. FRA staff attended some of the interviewer trainings to verify that the training was carried out according to the agreed curriculum. By attending some of the first interviewer training sessions, FRA was also able to collect comments from the interviews and feed this back to the survey contractor and other fieldwork agencies.

4.1. Central training

A central training seminar was held for project managers from all national fieldwork agencies involved in the survey. The training was attended by senior FRA staff and a UNDP representative. The seminar covered the following topics:

- Background on the Roma Pilot Survey, the FRA perspective
- The Roma Experience: insight into the everyday life of Roma in Europe
- Discussion on the questionnaire and the survey glossary
- Sampling – approaches and rules, sample administration (routing slip, screener)
- Good practices in interviewing, considerations regarding the safety of respondents and interviewers, practicalities

The PowerPoint presentation used for the central training was provided to the national partners, who used a translated version for the national interviewer training sessions.

4.2. Training materials

The contractor prepared training materials for the national agencies that they adapted, where necessary, to the national context. The material included a:

- management manual;
- interviewer manual;
- PowerPoint presentation.

To ensure a thorough understanding of the survey's goals, instruments and methods, Gallup Europe developed a 50-page **management manual** for the national fieldwork managers. It contains a glossary with annotated survey questions to clarify the intended meaning of the questions and it provides tools for situations where interviewers might need to react to the concerns raised by the respondents. The national survey fieldwork coordinators also used the management manual to prepare the local interviewer training sessions.

Each national partner translated the 12-page **interviewer manual**. It contains important information on several fieldwork-related issues, including:

- sampling approach: starting points, sampling strategies, schedule of visits;
- instructions on filling out the FRA Route Administration Slip;
- stopping and replacement rules for primary sampling units;
- contacting rules;
- notification letter/letter from FRA.

The notification letter was designed to help interviewers to introduce the survey to the respondents and to explain the aims of the survey. The national agency also provided a commission letter to each of their interviewers as a proof of their attachment to the agency and the project.

4.3. Interviewer selection

National fieldwork agencies were asked to assign their most experienced interviewers for this survey given the challenges in surveying Roma. Gallup Europe gave the following recommendations for interviewer selection:

- experience with simple random route sampling;
- experience in communicating with vulnerable minority groups;
- being comfortable with/not prejudiced against Roma;
- overall interviewing experience;
- communication skills;

- responsibility and professional ethics;
- previous experience through EU-MIDIS if possible.

The selected interviewers attended in-person training where the survey was introduced to them based on the common training materials.

Due to the complex situation of Roma in Italy, as identified by the background research, local Roma associations designated appropriate persons to conduct the interviews for the Roma segment of the survey. All of these persons had a higher education diploma. Most had a Roma background and were often experienced as cultural mediators and in administering quantitative questionnaires. The national fieldwork agency trained these interviewers using an extended curriculum that included essential general interviewing instructions.

The non-Roma interviews were conducted by the interviewers of the national partner agency.

In France, the camps selected for interviews were composed predominantly of Romanian Roma. An experienced team of interviewers from Romania was brought in to carry out the interviews with Roma migrants in the greater Paris area.

4.4. National training activities

National fieldwork agencies trained the interviewers following the curriculum agreed upon in the central training session. Representatives of FRA attended some of the national training courses as observers.

Table 5: Overview of interviewer training activities, by EU Member State

EU Member State	Training period (all 2011)	Number of trainings held	Number of interviewers trained	Mode of training	
BG	14 May–9 Jun	14	141	face-to-face and phone	
CZ	26 May–1 Jun	6	77	face-to-face, online video conference, phone	
EL*	16 May–26 May	8	37	face-to-face	
ES	23 May–17 Jun	6	42	face-to-face and phone	
FR	<i>Gens du voyage</i> *	31 May–22 Jun	6	41	face-to-face
	Migrant Roma	10 Jun	1	6	face-to-face
HU	19 May–23 May	12	78	face-to-face	
IT*	24 May–9 Jun	10	50	face-to-face and phone	
PL*	24 May–3 Jun	9	52	face-to-face	
PT	18 May–30 May	9	24	face-to-face	
RO	19 May–25 May	4	28	face-to-face	
SK	22 May–25 May	4	49	face-to-face	

Note: *Indicates countries where FRA attended one or more training sessions.

Source: FRA, 2013

5 Fieldwork

The survey interviews took place between May and the end of July 2011, although the precise period varied by country. FRA representatives participated in some interviews as observers.

During the fieldwork, the survey contractor provided continuous hotline assistance to the national fieldwork managers to solve any issues emerging at the national level. The contractor proactively monitored fieldwork to maintain contact with the national partners at each stage of the preparation and implementation period and to collect information on progress. Throughout the fieldwork period FRA received weekly updates on the progress as well as on the problems faced in the field. Where necessary, FRA and the survey contractor agreed on action to be taken to solve any remaining issues.

5.1. Fieldwork schedule

The starting date of the interviews varied from country to country, depending on the schedule of the interviewer training sessions and availability of the interviewers. All interviewers were required to attend the training before starting interviews.

Table 6: Timing of fieldwork activities, by EU Member State

EU Member State	Fieldwork period (all 2011)
BG	24 May-27 Jun
CZ	26 May-3 Jul
EL	25 May-7 Jul
ES	24 May-11 Jul
FR	6 Jun-28 Jul
HU	20 May-26 Jun
IT	25 May-16 Jul
PL	24 May-9 Jul
PT	20 May-11 Jul
RO	23 May-27 Jul
SK	22 May- 20 Jul

Source: FRA, 2013

5.2. Number of interviewers

Countries adopted different strategies for the interviews. Some countries deployed smaller teams while others used more interviewers to complete the interviews more quickly. For security reasons interviewers were working in pairs in some countries and areas. The average number of completed interviews ranged from 13 to 41 per interviewer for the Roma sample, and from 6 to 19 per interviewer for the non-Roma sample.

Table 7: Number of interviewers and the average number of completed interviews per interviewer, by EU Member State

EU Member State	Number of interviewers	Average number of completed interviews per interviewer
Roma Sample		
BG	72	15
CZ	79	14
EL	35	31
ES	48	23
FR	<i>Gens du voyage</i>	74
	Migrant Roma	7
HU	73	15
IT	27	23
PL	42	16
PT	27	41
RO	50	22
SK	48	23
Non-Roma Sample		
BG	70	7
CZ	79	6
EL	35	14
ES	48	10
FR	72	7
IT	44	11
HU	73	7
PL	43	12
PT	26	19
RO	49	10
SK	48	10

Source: FRA, 2013

6 Fieldwork outcome

During the fieldwork, interviewers used standard contact sheets in order to register the outcome of their visit to each sampled household. This section will present the main fieldwork outcomes of the survey, for example the response rates, and other quality measures, such as the duration of the interviews and percentage of interviews quality-checked by fieldwork managers.

6.1. Use of the different sampling strategies

The availability of data on the geographic distribution of Roma in the country and the density of the Roma population in the sampled areas determined, as explained earlier in the report, the sampling strategy used. Three different strategies were used – simple random route,

random route with focused enumeration and systematic sampling.

Most Roma households were selected through simple random route sampling. Focused enumeration accounts for some 20 % of Roma households selected in Bulgaria, the Czech Republic, Hungary, Romania, Slovakia and Spain. Focused enumeration was predominantly used in mixed areas where the concentration of Roma households was low. In France, Italy and Poland, respondents were selected mainly through systematic sampling because of the small size of the Roma communities or the particular type of primary sampling unit used, e.g. the halting sites for caravans in France. Non-Roma households were almost exclusively sampled through simple random route in or near the areas where Roma respondents were living.

Table 8: Respondents identified, by sampling approach and by EU Member State (%)

EU Member State	Sampled group	Random route	Focused enumeration	Systematic sampling
BG	Roma	80.9	19.1	-
	Non-Roma	99.6	0.4	-
CZ	Roma	66.2	23.8	10.0
	Non-Roma	100.0	-	-
EL	Roma	88.7	10.3	0.9
	Non-Roma	100.0	-	-
ES	Roma	73.2	24.8	2.1
	Non-Roma	99.6	0.4	-
FR	<i>Gens du voyage</i>	5.7	-	94.3
	Migrant Roma	26.1	-	73.9
	Non-Roma	100.0	-	-
HU	Roma	81.4	18.6	-
	Non-Roma	99.2	0.8	-
IT	Roma	-	-	100.0
	Non-Roma	100.0	-	-
PL	Roma	8.8	-	91.2
	Non-Roma	100.0	-	-
PT	Roma	46.6	13.6	39.7
	Non-Roma	100.0	-	-
RO	Roma	77.4	22.6	-
	Non-Roma	99.4	0.6	-
SK	Roma	77.6	21.4	1.0
	Non-Roma	98.0	-	2.0

Source: FRA, 2013

6.2. Interview length

FRA developed separate questionnaires for Roma and non-Roma interviews. The content of the two questionnaires was largely the same, but the non-Roma questionnaire was slightly shorter. Roma interviews took 37 minutes on average, non-Roma interviews, 31 minutes.

The average length of the interviews varied only slightly across countries. In Italy, interviews were the

longest, at 49 minutes on average. Interviews in France for the *gens du voyage* were the shortest at 25 minutes on average. Within each country the length of the interviews varied greatly. The most important factor influencing the length of the interview was the household size. The completion of the household grid – the recording of basic socio-demographic information for each household member – took more time the bigger the household.

Table 9: Interview length, by EU Member State

EU Member State		Minutes			% distribution across length categories (in minutes)				
		Average	Min	Max	<20	20-29	30-39	40-49	>49
Roma sample									
BG		40	20	93	0	9	32	37	22
CZ		39	20	70	0	14	36	28	23
EL		35	26	90	0	16	55	26	3
ES		33	16	97	1	34	52	12	1
FR	<i>Gens du voyage</i>	25	16	55	17	65	14	3	1
	Migrant Roma	35	20	100	0	31	36	19	14
HU		40	20	75	0	14	28	37	22
IT		49	25	130	0	1	29	26	45
PL		41	17	95	0	10	35	32	23
PT		29	19	48	0	55	40	5	0
RO		33	15	66	2	30	39	20	8
SK		42	20	85	0	19	23	27	31
Non-Roma sample									
BG		35	15	70	4	22	35	30	9
CZ		35	20	60	0	21	45	25	9
EL		31	18	60	0	37	45	15	3
ES		22	14	58	48	37	13	2	0
FR		25	14	70	16	62	15	4	3
HU		37	20	70	0	18	32	36	13
IT		34	25	70	0	13	54	28	5
PL		31	15	80	2	44	34	15	5
PT		25	15	53	4	76	19	0	0
RO		30	17	60	3	44	32	16	6
SK		36	15	80	7	29	25	16	23

Source: FRA, 2013

6.3. Fieldwork efforts

At times, the household identified for an interview had to be visited more than once. Table 10 presents the number of visits needed to complete an interview. In some cases, interviewers needed to visit the selected households several times, either because no one was at home at the time, or the randomly selected respondent was not present. The interviewer made a maximum of

three visits to establish contact with a household and to carry out an interview. In most cases it was possible to complete an interview on the first visit and in most countries the third visit contributed relatively few additional completed interviews to what had already been accomplished on the first or second visit. In the Czech Republic and Romania, three visits were necessary for about 5 % to 10 % of the interviews.

Table 10: Number of visits needed to complete an interview, by EU Member State and sampled group

Interview completed on:					
EU Member State	Sampled group	1 st visit	2 nd visit	3 rd visit	Total
BG	Roma	91 %	8 %	1 %	1,100
	Non-Roma	95 %	4 %	1 %	500
CZ	Roma	87 %	7 %	6 %	1,100
	Non-Roma	90 %	1 %	9 %	500
EL	Roma	85 %	13 %	2 %	1,102
	Non-Roma	91 %	9 %	0 %	500
ES	Roma	84 %	15 %	1 %	1,115
	Non-Roma	84 %	15 %	1 %	502
FR	<i>Gens du voyage</i>	99 %	1 %	0 %	714
	Migrant Roma	96 %	3 %	1 %	329
	Non-Roma	99 %	1 %	0 %	500
HU	Roma	93 %	6 %	1 %	1,100
	Non-Roma	93 %	6 %	1 %	500
IT	Roma	100 %	0 %	0 %	606
	Non-Roma	92 %	7 %	1 %	500
PL	Roma	95 %	3 %	2 %	671
	Non-Roma	96 %	4 %	0 %	504
PT	Roma	77 %	22 %	1 %	1,102
	Non-Roma	77 %	21 %	2 %	501
RO	Roma	78 %	16 %	6 %	1,100
	Non-Roma	82 %	13 %	5 %	500
SK	Roma	87 %	12 %	1 %	1,100
	Non-Roma	85 %	13 %	2 %	500

Source: FRA, 2013

6.4. Outcome rates for responses, refusals, contacts and cooperation

The survey reached the target net sample size for Roma and non-Roma interviews in all 11 survey countries.

Table 11 provides an overview of the final fieldwork outcome²⁴ by the number of households contacted to take part in the survey and sampled. This overview considers partial interviews as break-offs. Refusals and other cases where it was not possible to carry out the interview with the respondent²⁵ may have occurred either at the household level (for example, a household member refuses an interview before it was possible to select a respondent) or at the respondent level (for example, the randomly selected respondent refuses to participate in the survey).

The **response rate** is calculated from the number of completed interviews and the number of households included in the sample whether they could be contacted or not. Cases of unknown eligibility, which are largely drawn from non-contacts with the household or refusals before eligibility could be established, were assigned proportionally to size to either the Roma or the non-Roma sample. Thus undetermined cases of eligibility are included in the calculation.

Despite a largely uniform fieldwork methodology, response rates varied across countries, with the average being 77 % for Roma and 64 % for non-Roma. In most cases, response rates were higher for Roma than for non-Roma. Comparing the 11 EU Member States where the survey was carried out, the lowest response rates for Roma and non-Roma were in France (*gens du voyage*) and Spain. The highest response rates for Roma were in Slovakia and Portugal, as well as for migrant Roma in France.

Table 11: Survey outcome for each household selected for the sample, by EU Member State

EU Member State	Sampled group	Interviews completed	Refusals and break-offs	Non-contact	Non-interview	Not eligible	Total
BG	Roma	1,100	264	15	45	119	1,543
	Non-Roma	500	159	1	22	49	731
CZ	Roma	1,100	418	9	53	50	1,630
	Non-Roma	500	115	3	13	15	646
EL	Roma	1,102	332	9	52	78	1,573
	Non-Roma	500	253	4	17	64	838
ES	Roma	1,115	861	52	137	815	2,980
	Non-Roma	502	368	26	60	360	1,316
FR	<i>Gens du voyage</i>	714	353	520	2	15	1,604
	Migrant Roma	329	18	0	8	1	356
	Non-Roma	500	361	497	4	104	1,466
HU	Roma	1,100	307	17	43	189	1,656
	Non-Roma	500	176	9	34	106	825
IT	Roma	606	79	47	37	24	793
	Non-Roma	500	447	158	43	40	1,188
PL	Roma	670	95	68	10	12	855
	Non-Roma	505	241	187	7	11	951
PT	Roma	1,102	111	36	21	67	1,337
	Non-Roma	501	105	21	15	66	708
RO	Roma	1,100	170	25	56	230	1,581
	Non-Roma	500	100	11	32	123	766
SK	Roma	1,100	104	9	8	50	1,271
	Non-Roma	500	127	16	16	68	727

Source: FRA, 2013

²⁴ The calculation of the rates has been performed according to disposition codes following the international standards (AAPOR nonresponse coding and outcome calculation) that allow for comparison with other surveys.

²⁵ For example: permanently ill, in an institution, not able to participate because of a disability which would not make the interview possible, language barrier, not available.

A **refusal rate** is the proportion of the number of refused or not completed interviews, either at the household or respondent level, out of all potentially eligible cases. This rate was the highest in Spain, for Roma and non-Roma, and lowest among migrant Roma in France.

Contact rates measure the proportion of all cases in which an interviewer reached some responsible member of the housing unit. Once again, cases of unknown eligibility have been included in the calculation by distributing them proportionally according to the size of the Roma and non-Roma population. Contact rates were high in all countries and for all groups, except for France. In France, it was necessary to obtain permission from

local authorities for interviewers to gain access to the halting sites to interview *gens du voyage*. Since this permission was not always granted or not provided in time for the fieldwork, this additional administrative hurdle made it more difficult to contact the households.

The proportion of completed interviews out of all eligible households contacted is called a **cooperation rate**. There are both household- and respondent-level cooperation rates. Household-level rates are presented in Table 12. Persons unable to take part in an interview are considered unable to cooperate and are therefore excluded from the calculation.

Table 12: Outcome rates for responses, refusals, contacts and cooperation, by EU Member State

EU Member State	Sampled group	Response rate	Refusal rate	Contact rate	Cooperation rate*
BG	Roma	0.773	0.186	0.990	0.806
	Non-Roma	0.733	0.233	0.998	0.759
CZ	Roma	0.696	0.265	0.994	0.724
	Non-Roma	0.793	0.182	0.995	0.814
EL	Roma	0.737	0.222	0.994	0.768
	Non-Roma	0.647	0.327	0.995	0.664
ES	Roma	0.515	0.398	0.976	0.564
	Non-Roma	0.525	0.385	0.973	0.577
FR	<i>Gens du voyage</i>	0.449	0.222	0.673	0.669
	Migrant Roma	0.927	0.051	1.000	0.948
	Non-Roma	0.367	0.265	0.635	0.581
HU	Roma	0.750	0.209	0.988	0.782
	Non-Roma	0.695	0.245	0.988	0.740
IT	Roma	0.788	0.103	0.939	0.885
	Non-Roma	0.436	0.389	0.862	0.528
PL	Roma	0.795	0.113	0.919	0.876
	Non-Roma	0.537	0.257	0.801	0.677
PT	Roma	0.868	0.087	0.972	0.909
	Non-Roma	0.780	0.164	0.967	0.826
RO	Roma	0.814	0.126	0.982	0.866
	Non-Roma	0.777	0.155	0.983	0.833
SK	Roma	0.901	0.085	0.992	0.914
	Non-Roma	0.759	0.193	0.976	0.797

Note: *Household level cooperation rates.

Source: FRA, 2013

6.5. Quality control

Gallup developed a short questionnaire to support and standardise national efforts of interview/interviewer validation. Fieldwork managers carried out verification interviews by telephone using a WebCATI system, so that the results were directly collected in a central database. Face-to-face verification was chosen for cases where no telephone number had been provided.

For these call backs, 10 % of respondents, both Roma and non-Roma, were randomly selected. In addition, whenever inconsistencies in the answers were detected, the respondent was contacted for clarifications. In these cases the respondent was also included in the call-back exercise, thereby increasing the overall number of cases checked in a given country.

Table 13: Call back and validation efforts, by EU Member State

EU Member State	No. of call back of respondents		No. of checked interviews in all	% of checked interviews	% of checked routes*
	Roma	Non-Roma			
BG	316	129	445	28 %	18 %
CZ	110	50	160	10 %	13 %
EL	310	138	448	28 %	18 %
ES	400	191	591	37 %	100 %
FR**	154	165	319	26 %	10 %*
HU	165	75	240	15 %	10 %
IT	60	50	110	10 %	10 %*
PL	110	50	160	10 %	10 %
PT	210	90	300	19 %	23 %
RO	220	76	296	19 %	15 %
SK	110	50	160	10 %	10 %

Notes: * Based only on random route sampling for non-Roma interviews, as for Roma systematic sampling was used in most cases.
** Gens du voyage only.

Source: FRA, 2013



7 Weighting and coding

7.1. Weighting procedure

In the absence of reliable data on the statistical population (Roma and non-Roma living in the same areas or nearby), only within-household selection probability weighting was applied to the survey data set. Such design weightings corrected for differential selection probabilities of the individual within the household as a function of the number of persons in the household belonging to the survey target group.

These weights were capped at three to prevent a small number of responses with very high weightings from exerting a large impact on the results. FRA used these weightings in the survey analysis on respondent-level items; this type of weighting is not needed when analysing household-level results.

7.2. Coding

The survey used mainly closed questions. Coding of the few verbatim answers was not performed at the outset. Only questions that inquired about past and future migration destination countries (questions G1, G7, G14 – see the questionnaire in the annex) were translated into English and the countries, as indicated by the

respondents, were assigned numeric codes which could be used in later analysis. Verbatim answers to questions about nationality, other ethnic background than Roma, and generally all response categories where respondents could provide further information which had not been captured by the available categories ('other, specify') were assigned numeric codes (question A6, A7, A8, B6, B7, B16, M5 GF15).

The income questions (E3_1, E3_2) and monthly expenditure questions (E2A, E2B, E2C, E2D, E2E, E2F) used the national currency, and the answers were later converted into euros. The exchange rates used for the conversion were those valid on 1 June 2011.

Table 14: Exchange rates used to convert national currencies into euros, by EU Member State

EU Member State	Currency	ECB exchange rate as of 1 June 2011
BG	Lev	0.5113
CZ	Koruna	0.04081
HU	Forint	0.003756
PL	Zloty	0.2527
RO	New Leu	0.2421

Source: FRA, 2013

8 Description of the sample

The sample composition is key to the proper interpretation of the survey results. The following tables provide an overview of the main characteristics of the Roma and the non-Roma samples in the FRA Roma pilot survey. The tables present the situation of the Roma and non-Roma respondents or of the household as a whole, the distribution by age is shown for respondents and all household members.

Table 15 presents the number of respondents and the number of household members for which information was obtained from the household grid (as reported by the respondent). Since only one respondent was interviewed in each household, the number of respondents also indicates the total number of households surveyed.

Table 15: Number of respondents (households) and household members included in the sample, by EU Member State

EU Member State	Roma		Non-Roma		
	Respondents/ households	Roma household members	Respondents/ households	Non-Roma household members	
BG	1,100	4,690	500	1,245	
CZ	1,100	4,112	500	1,281	
EL	1,102	5,449	500	1,369	
ES	1,115	4,807	502	1,441	
FR	<i>Gens du voyage</i>	714	2,377	500	1,210
	Migrant Roma	329	1,240		
HU	1,100	4,864	500	1,234	
IT	608	2,670	500	1,210	
PL	670	2,558	505	1,397	
PT	1,102	4,502	501	1,453	
RO	1,100	4,995	500	1,457	
SK	1,100	5,359	500	1,591	
Total	11,140	47,623	5,508	14,888	

Source: FRA, 2013

Several questions in the survey concerned the household as a whole. One of the main household-level characteristics is its size – that is, the number of persons living in the household.

The results show that in all EU Member States surveyed, Roma households are on average bigger than non-Roma households (Table 16).

After each interview, the interviewers were asked to complete a short questionnaire concerning their impressions of the interview. Interviewers were also asked to assess the type of neighbourhood. Interviewers noted

few or no differences in most EU Member States as to the type of neighbourhood where Roma and non-Roma were interviewed – an indication that both lived in the same or comparable areas in close vicinity to one another. This corresponded with the survey’s objective: to survey non-Roma who live in the same or similar areas as the Roma. In France, Greece and Italy, Roma who were interviewed in camps did not always live near non-Roma. In France, for example, *gens du voyage* were interviewed at halting sites that were not always close to non-Roma households, which was also true of some of the camps of the migrant Roma in France.

Table 16: Number of household members, by group surveyed and by EU Member State (%)

EU Member State	Sampled group	Persons per household (%)						Average household size
		1	2	3	4 to 5	6 to 7	8 +	
BG	Roma	6.4	19.1	14.3	36.3	15.4	8.6	4.26
	Non-Roma	25.8	35.4	16.4	18.8	3.4	0.2	2.49
CZ	Roma	14.3	18.2	15.8	34.3	13.6	3.8	3.74
	Non-Roma	22.0	32.0	22.4	22.2	1.4	0.0	2.56
EL	Roma	2.6	12.9	12.0	37.6	23.8	11.2	4.94
	Non-Roma	17.6	32.6	21.2	25.8	2.6	0.2	2.74
ES	Roma	4.4	13.7	17.7	41.2	17.0	6.0	4.31
	Non-Roma	15.9	29.3	24.5	26.5	3.2	0.6	2.87
FR	<i>Gens du voyage</i>	13.7	23.9	19.5	33.1	8.4	1.4	3.33
	Migrant Roma	10.0	23.4	21.0	28.0	9.7	7.9	2.42
	Non-Roma	23.2	39.8	18.6	16.0	2.2	0.2	3.77
HU	Roma	7.5	14.1	16.5	35.9	16.5	9.5	4.42
	Non-Roma	26.8	36.4	14.8	18.2	2.8	1.0	2.47
IT	Roma	5.8	14.3	18.6	34.7	18.1	8.6	4.39
	Non-Roma	27.2	30.8	20.0	21.2	0.8	0.0	2.42
PL	Roma	11.2	14.8	21.9	35.7	12.1	4.3	4.09
	Non-Roma	21.4	27.9	23.0	23.2	4.2	0.4	2.90
PT	Roma	4.1	15.4	20.6	39.8	17.2	2.9	3.82
	Non-Roma	15.8	32.9	22.2	21.8	6.6	0.8	2.77
RO	Roma	4.9	15.1	15.9	37.0	16.5	10.6	4.54
	Non-Roma	20.4	28.4	18.8	25.0	6.4	1.0	2.91
SK	Roma	5.3	12.0	14.5	32.6	22.7	12.9	4.87
	Non-Roma	13.0	26.6	20.2	31.6	8.2	0.4	3.18

Source: FRA, 2013

Table 17: Type of neighbourhood of Roma and non-Roma households surveyed, by EU Member State (%)

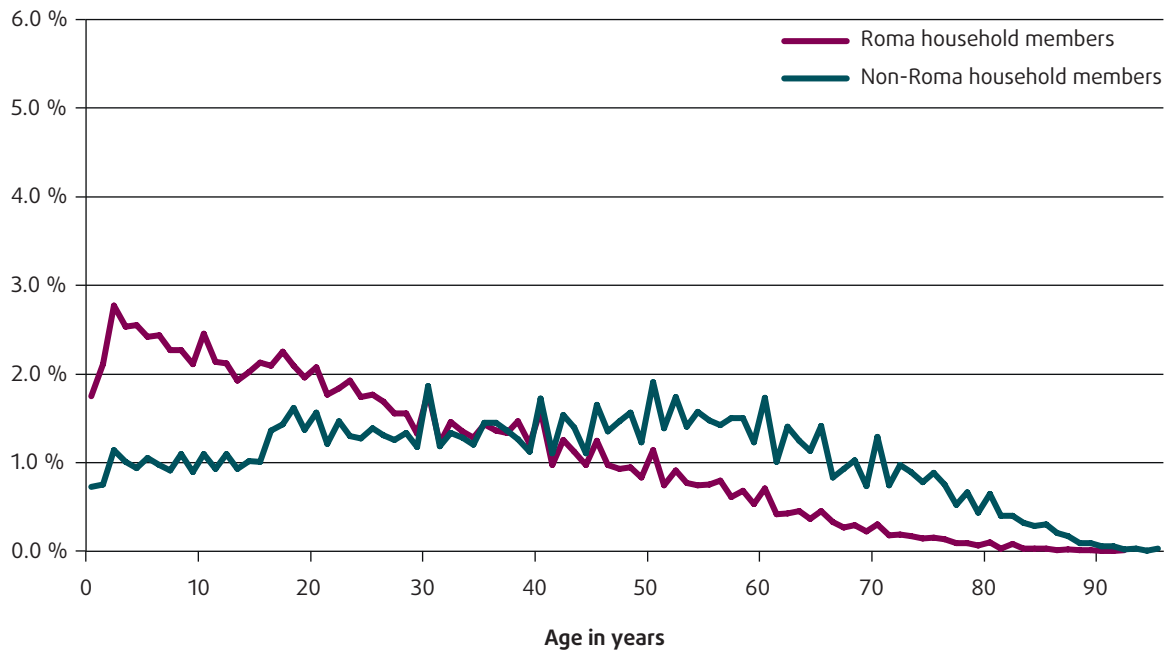
EU Member State	Sampled group	Type of settlement the household lives in								
		Capital	City/Big town	Outskirts/suburbs of big cities and towns	Small town	Village/rural area	Fixed encampment for travellers	Temporary encampment for travellers	Other	
BG	Roma	5.0	16.0		31.0	48.0				100.0
	Non-Roma	5.0	16.0		31.0	48.0				100.0
CZ	Roma	13.0	26.1	34.0	22.9	4.0				100.0
	Non-Roma	13.0	31.0	25.0	26.0	5.0				100.0
EL	Roma		7.3	25.2	33.4	3.4	30.8			100.0
	Non-Roma		8.0	30.0	57.0	5.0				100.0
ES	Roma	27.4	14.8	15.6	15.5	26.3	0.4			100.0
	Non-Roma	29.5	14.3	14.1	14.3	27.7				100.0
FR	<i>Gens du voyage</i>						84.5	15.5		100.0
	Migrant Roma		16.8	42.0	35.2	6.0				100.0
	Non-Roma	1.8		66.0	32.2					100.0
HU	Roma	6.0	9.1	4.1	26.9	53.9				100.0
	Non-Roma	6.0	10.0	3.2	27.2	53.6				100.0
IT	Roma	5.4	8.6	19.1	14.8	0.2	41.9	5.8	4.3	100.0
	Non-Roma	24.8	30.8	22.8	19.8	1.8				100.0
PL	Roma	3.1	31.8	7.2	50.3	7.6				100.0
	Non-Roma	4.8	44.4	6.1	39.8	5.0				100.0
PT	Roma	7.1	41.8	28.7	8.2	7.5	5.6	1.1		100.0
	Non-Roma	7.0	47.7	22.4	12.0	11.0				100.0
RO	Roma	5.0	8.5	4.3	24.0	58.2				100.0
	Non-Roma	4.8	9.6	4.2	23.0	58.4				100.0
SK	Roma		4.0		15.0	81.0				100.0
	Non-Roma		4.0		16.4	79.6				100.0

Source: FRA, 2013

Another important factor influencing the interpretation of the results is the age structure of the sample population. The following information on age distribution distinguishes between the population living in the

selected households ('household members') and the respondents who have been chosen from all eligible household members ('respondents').

Figure 1: Members of Roma and non-Roma households by age (%)

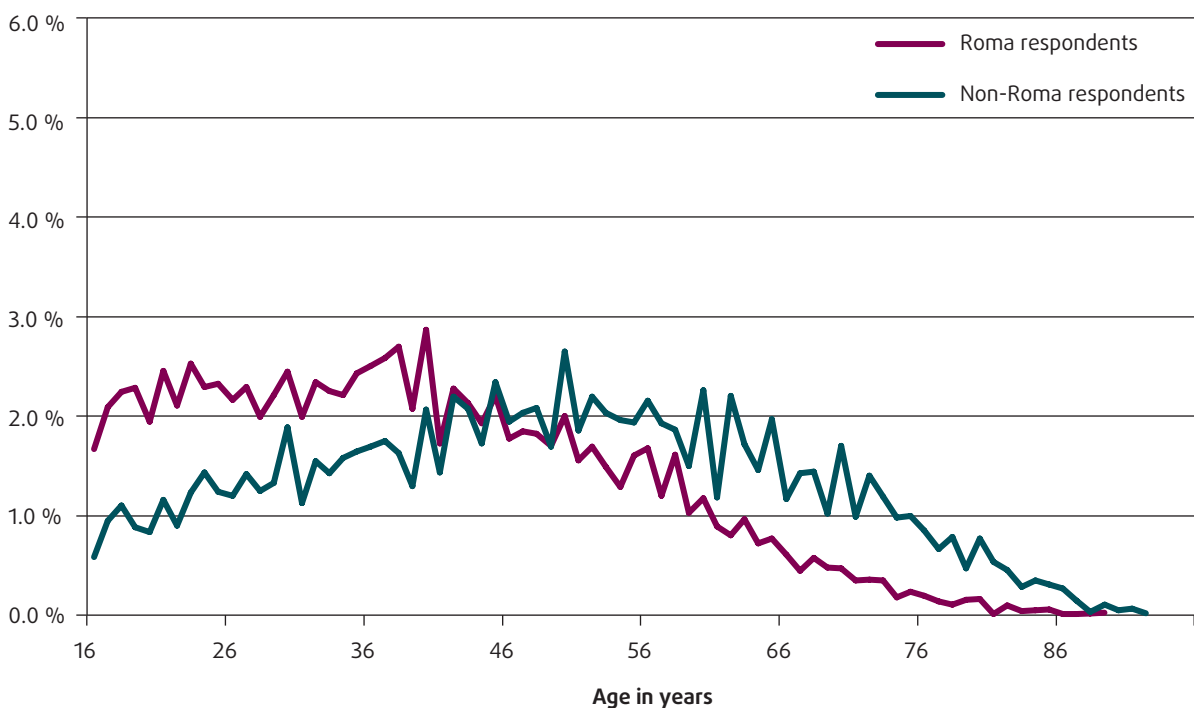


Source: FRA, 2013

The age distribution of all household members shows marked differences between Roma and non-Roma living in the same areas as Roma or nearby. In all 11 EU Member States, the Roma households surveyed are generally younger; they have more children and fewer older persons.

This finding is also true when comparing the age structure of the Roma and the non-Roma respondents aged 16 years and older. Roma respondents are typically younger than the non-Roma respondents. There are also fewer older persons in the Roma group.

Figure 2: Roma and non-Roma respondents by age (%)



Source: FRA, 2013

For a few survey respondents (about 0.4 % of the Roma household members and 0.6 % of the non-Roma household members) there is no information on age. This could be because the respondents refused to answer the question or because they did not know the age of all household members.

In general, women are slightly overrepresented in the sample of respondents compared to the gender

distribution of the members of the households surveyed. In Bulgaria, Poland, Portugal and Spain, women are slightly overrepresented in the sample of respondents compared to the gender composition of the household population for Roma and for non-Roma. In France, Italy and Romania, women are slightly overrepresented compared to the gender composition of the household population for Roma.

Table 18: Gender of Roma and non-Roma respondents surveyed, by EU Member State (%)*

EU Member State	Sampled group	Gender		
		Male	Female	Total
BG	Roma	39.8	60.2	100.0
	Non-Roma	39.1	60.9	100.0
CZ	Roma	44.6	55.4	100.0
	Non-Roma	45.0	55.0	100.0
EL	Roma	45.7	54.3	100.0
	Non-Roma	37.3	62.7	100.0
ES	Roma	38.6	61.4	100.0
	Non-Roma	38.6	61.4	100.0
FR	<i>Gens du voyage</i>	42.9	57.1	100.0
	Migrant Roma	48.1	51.9	100.0
	Non-Roma	50.7	49.3	100.0
HU	Roma	44.4	55.6	100.0
	Non-Roma	43.9	56.1	100.0
IT	Roma	54.4	45.6	100.0
	Non-Roma	41.3	58.7	100.0
PL	Roma	39.5	60.5	100.0
	Non-Roma	35.4	64.6	100.0
PT	Roma	44.1	55.9	100.0
	Non-Roma	39.3	60.7	100.0
RO	Roma	42.7	57.3	100.0
	Non-Roma	49.1	50.9	100.0
SK	Roma	43.8	56.2	100.0
	Non-Roma	40.4	59.6	100.0

Note: *Weighted results.

Source: FRA, 2013



A person's country of birth, compared with their current country of residence, is generally used as a migration background indicator. In Bulgaria, Hungary, Poland, Romania and Slovakia, almost all Roma and non-Roma surveyed were born in their country of residence. In the Czech Republic, a greater number of Roma and non-Roma were not born in their country of residence, possibly due to the division of Czechoslovakia in 1993. The proportion of Roma respondents who did not hold citizenship in their country of residence was particularly high in Italy, at about 40 %, due in part to the inclusion of migrant camps in the overall sampling frame. In France, Greece, Portugal and Spain almost all Roma surveyed were also born in the respective EU Member State, while the percentage of non-Roma born elsewhere was higher.

Table 19: Country of birth of Roma and non-Roma respondents included in the survey, by EU Member State (%)

EU Member State	Place of birth is country of residence	
	Roma	Non-Roma
BG	100.0 %	99.3 %
CZ	87.0 %	96.8 %
EL	97.9 %	89.5 %
ES	98.1 %	88.1 %
FR	<i>Gens du voyage</i>	95.8 %
	Migrant Roma	
HU	99.8 %	98.5 %
IT	60.2 %	97.9 %
PL	98.2 %	99.4 %
PT	99.0 %	89.1 %
RO	100.0 %	99.5 %
SK	98.5 %	99.1 %

Source: FRA, 2013

9 Annexes

9.1. The survey in a nutshell

Which EU Member States were included?

The FRA Roma pilot survey covers the following 11 EU Member States:

EU Member State	Country code
Bulgaria	BG
Czech Republic	CZ
France	FR
Greece	EL
Hungary	HU
Italy	IT
Poland	PL
Portugal	PT
Romania	RO
Slovakia	SK
Spain	ES

Who was interviewed and how?

In each EU Member State covered in the survey, about 1,000 Roma and 500 non-Roma persons were sampled randomly, in areas that were known to have a proportion of Roma residents above the national average. Across all EU Member States, the survey interviewed 11,140 Roma and 5,508 non-Roma living in close proximity to Roma. Respondents were asked about their views and experiences and to provide information about all other household members. Therefore, in total, the survey collected data on the situation of about 61,000 Roma and non-Roma persons – including the respondents and other people living in the same household.

Face-to-face interviews, which typically took place in the respondents' homes, collected information on the household and its members. In each household one person aged 16 or older was randomly selected to participate in the survey. Non-Roma respondents were sampled from the same residential area as Roma or, if this was not possible, from neighbourhoods close to these Roma settlements.

Who are the Roma?

In the context of the FRA pilot survey, 'Roma' is used as an umbrella term. The use of this term in official EU documents generally follows the approach of the Council of Europe, which uses the term to refer to "Roma, Sinti, Kale and related groups in Europe, including Travellers and Eastern groups (Dom and Lom), and covers the wide

diversity of the groups concerned, including persons who identify themselves as 'Gypsies'"²⁶ The Council of Europe also notes that the term *gens du voyage* is used in France as an administrative term to refer to Roma, Sinti/Manush and Gypsies/Gitans, and other non-Roma groups with a nomadic way of life. *Gens du voyage* is also used in this report when referring to one of the two Roma groups surveyed in France.

What did the survey ask?

The FRA Roma pilot survey covered a number of topics related to the situation and living conditions of Roma, including questions on:

- Respondents' situation in employment, education, health and housing.
- The neighbourhood where Roma live, and the available infrastructure.
- Integration, discrimination, rights awareness and citizenship issues.
- Mobility and migration.
- Basic socio-demographic characteristics of all household members.

How representative are the results?

The results are representative for those Roma living in areas where they reside in greater density than the national average, often physically segregated and thus facing a higher risk of marginalisation. These populations are the priority target of the National Roma Integration Strategies. This makes the survey directly policy relevant; it generates evidence on the status of the primary beneficiaries of those strategies.

Non-Roma living in the same areas as Roma, or in close proximity to them, were interviewed to benchmark the Roma results, as they share similar living conditions. The results on non-Roma are, representative for non-Roma persons living in or near areas where Roma live in greater density than the national average. They are not representative for the general population of the respective countries as reflected in the averages of national statistics.

²⁶ Council of Europe (2012), *Descriptive Glossary of terms relating to Roma issues*, version dated 18 May 2012, available at: http://hub.coe.int/c/document_library/get_file?uuid=83de8f0d-ee32-40c9-b92e-e77edec46388&groupId=10227.

How were the survey interviews carried out?

The fieldwork and interviews were coordinated by Gallup Europe, working as a contractor for FRA. In each of the survey countries, national partner agencies of Gallup Europe selected and trained interviewers ahead of the May–July 2011 interviews. The interviews were carried out face-to-face in the national languages of the 11 EU Member States, in most cases in respondents' homes. The duration of an interview averaged 37 minutes for Roma and 31 minutes for non-Roma.

9.2. The sample of migrant Roma in the greater Paris area

Preparation of the interviews of the Roma migrant sample in France started at the end of May with a pilot study in the camps to be included in the survey. During the pilot phase the survey team identified contact persons in NGOs or experts working in Roma camps in and around Paris who were helpful in the identification of and access to the camps. A list of some 10 camps with mainly Roma from Romania was established and information on the camp sizes gathered. Fieldwork personnel visited some camps together with fieldwork facilitators from Romania to establish contacts with

camp leaders and residents, asking them for permission to carry out interviews at a later stage. In one camp 10 questionnaires were completed as a pilot exercise.

As only Roma from Romania inhabited all the camps identified, a Romanian interviewing team conducted the interviews in Romanian. This fieldwork was carried out between 14 June and 22 June 2011. The team completed 331 questionnaires at 17 different sites/camps located in Paris and its northern suburbs.

From the initial list of 10 camps identified during the pilot fieldwork, only six still existed or were accessible at the time of the fieldwork. For this reason, the initial list of camps of Roma migrants from Romania was supplemented during the fieldwork. To do so, the contractor drew on information from camp leaders, residents and contacts in Paris, including the Red Cross, Doctors of the World, and the European Roma Rights Centre. The fieldwork team also discovered additional camps visible from the road.

In the end, the team identified 17 sites or camps in which they were able to conduct interviews. The fieldwork started in sites/camps in which the team had already been able to contact the camp leaders/residents during the project's pilot phase. Depending on the size of the camp site, the interviewers were split into smaller teams. In exchange for their time, the respondents were offered basic food stuffs and other household products.

Table 20: Overview of estimated camp sizes and number of interviews, by Roma migrant camp in the greater Paris area

Camp site	Total number of interviews	Estimated number of dwellings and/or persons per camp
Camp 1	21	200 persons
Camp 2	32	250 persons
Camp 3	10	20 barracks/80–100 persons
Camp 4	6	15–20 barracks/80 persons
Camp 5	31	150–200 persons
Camp 6	25	40 barracks, caravans and tents/ 150–200 persons
Camp 7	9	30 caravan/barracks and about 7 tents with 150 persons
Camp 8	17	7 caravans with 30 persons and roughly 15 barracks with 70 persons
Camp 9	18	about 20 households with 75–100 persons
Camp 10	20	about 30 caravans/120–150 persons
Camp 11	5	50 persons
Camp 12	6	30 barracks/households about 100–150 persons
Camp 13	75	at least 450–500 persons
Camp 14	15	about 20 households with 75–100 persons
Camp 15	6	About 100 persons
Camp 16	27	About 100–150 persons in tents, barracks or caravans
Camp 17	8	10–12 tents and barracks with about 40 persons
TOTAL	331	Estimated population in the camps: more than 2,200 persons

Note: 'Official' counts of camp sizes were rarely available. The numbers presented in Table 20 are estimates based on information provided by various local sources. In addition to information and estimates by local sources, the fieldwork team tried to establish an initial estimate on the size of each camp by counting the number of barracks or tents. Later on, the numbers collected were double-checked with the interviewers in each camp based on their first-hand impressions.

Source: FRA, 2013

9.3. National fieldwork agencies

The FRA Roma pilot survey was implemented by national agencies and their national research experts in each country – the work was coordinated by Gallup Europe. Table 21 presents a list of the local fieldwork agencies.

Table 21: National fieldwork agencies by EU Member State

EU Member State	National Partner Agency	
BG	Vitosha Research	
CZ	Focus CZ	
EL	Metron Analysis	
ES	Simple Logica	
FR	<i>Gens du voyage</i>	Efficienc3
	Migrant Roma	Gallup Europe
HU	Gallup Hungary	
IT	Demoskopea	
PL	Gallup Poland	
PT	Consulmark	
RO	Gallup Romania	
SK	Focus SK	

Source: FRA, 2013



9.4. Survey questionnaire for Roma interviews

A. ADULT HOUSEHOLD GRID – All persons 16 years and older

A1 Id. Nr	A2. Relationship to the respondent	A3. Gender	A4. How old is he/she? [INTERVIEWER: Completed age at the last birthday]	A5. Marital status	A6. In which country was she/he born?	A7. What is his/her citizenship?	A8. What is her/his ethnic background?	A9. Does she/he possess at least one of the following personal documents: - Birth certificate - ID card - Passport - Any other official paper that can be used for administrative reasons	A10. How would you describe his/her current job situation?	A11. Can she/he read and write?	A12. What is the highest education level she/he has attained? <i>ONE CODE ONLY</i>	A13. Has he/she ever been to a special school or class that was mainly for the Roma, even if only for a short period?
WRITE IN First Name only	01 Wife/Husband/ Cohabiting partner 02 Son/Daughter 03 Son/Daughter in law 04 Grandchild 05 Niece/Nephew 06 Father/Mother 07 Father/ Mother-in-law 08 Brother/Sister 09 Brother/ sister-in-law 10 Grandparents 11 Other relative 12 Other non-relative 96 Refusal	1 Male 2 Female	(in years) 96 Refusal 97 Does not understand question 98 NA 99 DK	01 Married (legal) 02 Married (traditional) 03 Divorced 04 Separated 05 Widowed/ partner died 06 Cohabiting partner 07 Single 96 Refusal 97 Does not understand question 98 NA 99 DK	1 [COUNTRY] 2 Other country WRITE IN:	1 [COUNTRY] 2 Other country WRITE IN: 6 Refusal 7 Does not understand question 8 NA 9 DK	1 Roma majority 2 [NATIONAL] 3 other, WRITE IN ethnic background 6 Refusal 7 Does not understand question 8 NA 9 DK	1 Yes, at least one 2 No, none 6 Refusal 7 Does not understand question 8 NA 9 DK	SEE CODES BELOW CODE ONLY ONE ANSWER	1 Yes 2 No 6 Refusal 7 Does not understand question 8 NA 9 DK	01 No formal education 02 Incomplete primary 03 Completed primary 04 Incomplete secondary school 05 Incomplete vocational school 06 Complete secondary school 07 Completed vocational school 08 Post-secondary education other than college/university 09 College/university/higher academic education 10 Other 96 Refusal 97 Does not understand question 98 NA 99 DK	1 Yes 2 No 6 Refusal 7 Does not understand question 8 NA 9 DK
ENTER RESPONDENT IN FIRST ROW												
1	00 Respondent											
2												
[...]												
10												
INTERVIEWER VERIFY:												
M9. In case there was other informant than the respondent who helped filling in the Household Grid (Section A and B), please circle the ID of the MAIN informant in table above (CIRCLE ONLY ONE PERSON).												
TECHNICAL VARIABLE A6				A6 is other than 1 Respondent NOT born in [COUNTRY], <input type="checkbox"/>				A6=1 Respondent born in [COUNTRY], <input type="checkbox"/>				01 Paid work – full time
TECHNICAL VARIABLE A10A				Respondent's activity status: <input type="checkbox"/>				08 Other unpaid or voluntary work (for friends, ...)				15 In compulsory military/community service
TECHNICAL VARIABLE A10B				A10=11 Respondent IN school <input type="checkbox"/>				09 Communal work / public work scheme				16 Not working for other reasons
				A10 is other than 11 Respondent NO longer in school <input type="checkbox"/>				10 Unemployed				17 Other
								11 In school/student after home/ children/relatives				96 Refusal
								12 Vocational training/apprenticeship				97 Does not understand question
								13 Retired/too old to work				98 NA
								14 Unable to work due to long-term illness/disability				99 DK

B. CHILD HOUSEHOLD GRID – under 16 years

B1. Id. Nr	B2. Relationship to the respondent	B3. Gender	B4. How old is he/she? <small>[INTERVIEWER: Completed age at the last birthday]</small>	B5. Marital status	B6. In which country was he born?	B7. What is his/her citizenship?	B8. Does she/he possess at least one of the following personal documents: - Birth certificate - ID card - Passport - Any other official paper that can be used for administrative reasons	B9. Which education level was he/she attending this (IN SUMMER ASK: the previous) school year?	ASK ONLY IF B9 = 4, 5, 6, 7, 8, 96 TO 99	ASK ONLY IF B9 = 6, 7, 8, 96 TO 99	ASK IF B9 IS NOT EQUAL 01	ASK IF B9 HIGHER THAN 02	ASK IF B9 NOT=2	ASK IF B4 IS MORE THAN 6	ASK IF B-15=1 OR 2
WRITE IN First Name only	01 Wife/Husband/ 02 Co-habiting partner 03 Son/ 04 Daughter 05 Son/ 06 Daughter in law 07 Grandchild 08 Niece/ 09 Nephew 10 Brother/ 11 Sister 12 Other 13 Other relative 14 Other non-relative 96 Refusal	1 Male 2 Female	(in years) if LESS THAN 1 YEAR, code "00" 96 Refusal 97 Does not understand question 98 NA 99 DK	01 Married (legal) 02 Married (traditional) 03 Divorced 04 Separated 05 Widowed/ 06 Partner died 07 Cohabiting partner 08 Single 96 Refusal 97 Does not understand question 98 NA 99 DK	1 [COUNTRY] 2 Other country WRITE IN country 6 Refusal 7 Does not understand question 8 NA 9 DK	1 [COUNTRY] 2 Other country WRITE IN country 6 Refusal 7 Does not understand question 8 NA 9 DK	1 Yes, at least one 2 No, none 6 Refusal 7 Does not understand question 8 NA 9 DK	01 Not yet in education 02 Kindergarten/Preschool 03 Primary School 04 Secondary school 05 Vocational school 06 Temporarily not in school/skipped the year 07 Stopped school completely 08 Working 96 Refusal 97 Does not understand question 98 NA 99 DK	SEE CODES BELOW. WRITE IN ALL THAT APPLIES	1 All are Roma 2 Many are Roma 3 Some are Roma 4 None are Roma 5 Mixed 6 Refusal 7 Does not understand question 8 NA 9 DK	1 Yes 2 No 6 Refusal 7 Does not understand question 8 NA 9 DK	1 Yes, with the family 2 Yes, independently 3 No 6 Refusal 7 Does not understand question 8 NA 9 DK	1 Yes 2 No 6 Refusal 7 Does not understand question 8 NA 9 DK	B15. Does she/he work outside the home? B16. Can you tell me what she/he is doing? LISTEN, ONE RESPONSE ONLY	
Start with the oldest child															
1															
2															
...															
10															
B11. What was the main reason for him/her to stop or interrupt at this educational level?															
01 Judged to be sufficiently educated 02 Illness 03 Costs of education too high (fees/transport/books/clothing) 04 Need to work for income/found job 05 Did poorly in school, gave up, failed at entrance exam to the next level 06 Problems with language 07 Marriage, pregnancy or child birth 08 Hostile school environment/bullying 09 Dismissed from school 10 Long distance from school 11 Safety concerns 12 Lack of personal documents 13 Other 96 Refusal 97 Does not understand question 98 NA 99 DK															
B16. Can you tell me what she/he is doing?															
1 working in a shop, farm, construction, market 2 collecting things for reselling/recycling 3 selling in the street (i.e. flowers, cigarettes, CDs), guarding cars, doing small errands 4 asking for money in the street 5 other, specify WRITE IN B16 column 6 Refusal 7 Does not understand question 8 NA 9 DK															

MAIN QUESTIONNAIRE

Please imagine a ladder with steps numbered from zero at the bottom to ten at the top. Suppose we say that the top of the ladder represents the best possible life for you, and the bottom of the ladder represents the worst possible life for you. *[Read A-B]*

W1.A. On which step of the ladder would you say you personally feel you stand at this time, assuming that the higher the step the better you feel about your life, and the lower the step the worse you feel about it? Which step comes closest to the way you feel?

- 10 Best possible life
 - 09
 - 08
 - 07
 - 06
 - 05
 - 04
 - 03
 - 02
 - 01
 - 00 Worst possible life
-

- 98 (DK)
- 99 (Refusal)

W2.B. Just your best guess, on which step do you think you will stand in the future, say about five years from now?

- 10 Best possible life
 - 09
 - 08
 - 07
 - 06
 - 05
 - 04
 - 03
 - 02
 - 01
 - 00 Worst possible life
-

- 98 (DK)
- 99 (Refusal)

Thank you for your cooperation. I would now like to ask some questions about the area where you are currently living and about your accommodation.

C. NEIGHBOURHOOD

ASK ALL

C1. How long have you been living here in this neighbourhood? [IN CASE OF TRAVELLERS, ASK: How long have you been living here in this site or place?]

- | | | |
|----|----------------------------------|----------|
| 01 | Less than 3 months | GO TO C2 |
| 02 | 3 months to less than 6 months | GO TO C2 |
| 03 | 6 months to less than 12 months | GO TO C2 |
| 04 | 1 to 5 years | GO TO C2 |
| 05 | More than 5 years but not always | GO TO C4 |
| 06 | Born here | GO TO C4 |
-

- | | | |
|----|------------------------------|----------|
| 96 | Refusal | GO TO C4 |
| 97 | Does not understand question | GO TO C4 |
| 98 | NA | GO TO C4 |
| 99 | DK | GO TO C4 |

IF C1=05, 06, 96, 97, 98, 99 SKIP TO C4

ASK IF C1= 01 OR 02 OR 03 OR 04

C2. Could you please tell me the main reasons why you moved to your current neighbourhood?

DO NOT READ OUT, CODE UP TO THREE ANSWERS

- 01 Forced to move by authorities/evicted/home was demolished
 - 02 Have been relocated/home was provided
 - 03 No official papers
 - 04 Less discrimination/racism
 - 05 Could no longer afford the rent
 - 06 Because lost work/job/employment
 - 07 To find housing conditions that better suit the family's needs
 - 08 Better chances of finding employment, pay/better working conditions
 - 09 Better education for children/improve own education or qualification
 - 10 To join or accompany parents/family members/spouse/to get married
 - 11 We are only staying here temporarily/for a limited time
 - 12 This is a usual place where we stop/en route
 - 13 Better neighbourhood
 - 14 Can't remember
 - 15 Other reasons
-

- 96 Refusal
- 97 Does not understand question
- 98 NA
- 99 DK



ASK IF C1= 01 OR 02 OR 03 OR 04

C3. When you moved here, did you receive any help in finding accommodation from the State, Local Government, etc.?

- 1 Yes
- 2 No, although you wanted or needed some help
- 3 No, but you did not want any help

-
- 6 Refusal
 - 7 Does not understand question
 - 8 NA
 - 9 DK

ASK ALL

C4. Could you please tell me if in the past 5 years (or since you have lived in this neighbourhood) the following things have improved, stayed the same or got worse in your neighbourhood?

[FOR TRAVELLERS, ASK: Could you please tell me if in the past 5 years (or since you have known this neighbourhood/site) the following things have improved, stayed the same or got worse in your neighbourhood/site?]

READ OUT	Improved	Stayed the same	Got worse	Refusal	Does not understand question	NA	DK
a) Neighbourhood in general	1	2	3	6	7	8	9
b) Roads and pavements	1	2	3	6	7	8	9
c) Public buildings e.g. schools, hospitals, etc....	1	2	3	6	7	8	9
d) Private or public housing estates/houses/apartments	1	2	3	6	7	8	9
e) Sewage systems/drains	1	2	3	6	7	8	9
f) Electricity/gas supplies	1	2	3	6	7	8	9
g) Public transport	1	2	3	6	7	8	9
h) Drinking water system	1	2	3	6	7	8	9

D. HOUSING CHARACTERISTICS

ASK ALL

D1. Do you live in this accommodation all year long?

- 01 Yes, the whole year
02 No, only part of the year
-

- 96 Refusal
97 Does not understand question
98 NA
99 DK

D2. How many rooms are there in your accommodation used by your household only? Do not count the kitchen, the corridor, the bathroom and rooms rented out or used by persons who do not belong to your household.

Number of rooms: |_|_|_|

- 95 Caravan, tent, mobile home without separating walls
96 Refusal
97 Does not understand question
98 NA
99 DK

ASK ALL

D3. Does your accommodation have any of the following...?

	Yes	No	Refusal	Does not understand question	NA	DK
a) Piped water inside	1	2	6	7	8	9
b) Toilet inside	1	2	6	7	8	9
c) Latrine/Toilet outside	1	2	6	7	8	9
d) Kitchen inside	1	2	6	7	8	9
e) Shower or bathroom inside	1	2	6	7	8	9
f) Connection to the sewerage system or waste water tank	1	2	6	7	8	9
g) Electricity supply	1	2	6	7	8	9
h) Any kind of heating facility	1	2	6	7	8	9

ASK ALL

D4. Who owns the accommodation you are living in now?

ONLY ONE ANSWER IS POSSIBLE

- 01 A member of your household or family
02 Private ownership (by an unrelated person or company)
03 Municipal/ State ownership
04 Housing project of an NGO/Church, etc....
05 Unknown ownership
06 Other
-

- 96 Refusal
97 Does not understand question
98 NA
99 DK



ASK ALL

D5. Thinking about the past 5 years, (or since you have lived in this accommodation) have you ever had problems with, for instance, a leaky roof, damp walls, the plumbing system, the electric wiring, vermin, etc. ...?

- 1 Yes GO TO D6
- 2 No GO TO D7

- 6 Refusal GO TO D7
- 7 Does not understand question GO TO D7
- 8 NA GO TO D7
- 9 DK GO TO D7

ASK IF YES TO D5

D6. Were you able to get these things repaired or to repair them yourself?

- 1 Yes, all of them GO TO D8
- 2 Yes, most of them GO TO D8
- 3 Yes, some of them GO TO D8
- 4 No, none GO TO D7

- 6 Refusal GO TO D7
- 7 Does not understand question GO TO D7
- 8 NA GO TO D7
- 9 DK GO TO D7

D7. And thinking about the past 5 years, (or since you have lived in this accommodation) have you carried out any bigger renovations or improvements to this accommodation?

- 1 Yes
- 2 No

- 6 Refusal
- 7 Does not understand question
- 8 NA
- 9 DK

ASK IF D6=1, 2 OR 3 OR D7 = 1

D8. Did you receive any financial or other help to carry out these repairs or renovations from...?

	Yes	No	Did not receive any help	Refusal	Does not understand question	NA	DK
a) The local government/authority	1	2	3 ↓	6	7	8	9
b) A civil society organisation/NGO	1	2		6	7	8	9
c) A Roma organisation	1	2		6	7	8	9
d) A religious organisation/church	1	2		6	7	8	9
e) A particular bank loan with favourable conditions for such occasions – might be sponsored by the government, EU, etc.	1	2		6	7	8	9
f) The landlord/owner of the property	1	2		6	7	8	9
g) A construction company that somebody else paid for (not landlord)	1	2		6	7	8	9

E. ECONOMIC SITUATION OF THE HOUSEHOLD

ASK ALL

E1. I am now going to read some items a household can possess. Could you tell me whether your household has it in functioning order or not?

	Yes	No	Refusal	Does not understand question	NA	DK
a) Radio receiver	1	2	6	7	8	9
b) Colour TV	1	2	6	7	8	9
c) Bicycle or motorbike	1	2	6	7	8	9
d) Car/van for private use	1	2	6	7	8	9
e) Horse	1	2	6	7	8	9
f) Computer	1	2	6	7	8	9
g) Internet connection	1	2	6	7	8	9
h) Mobile phone or landline	1	2	6	7	8	9
i) Washing machine	1	2	6	7	8	9
j) Bed for each household member including infants	1	2	6	7	8	9
k) 30 or more books (including text books)	1	2	6	7	8	9
l) Power generator	1	2	6	7	8	9

ASK ALL

E2. Approximately how much did your household spend last month on each of the following items? Please consider all the people who live in your household!

	Amount in €/ local currency	Refusal	Does not understand question	NA	DK
a) Food, everyday household goods, e.g. hygienic products, detergents	96666	97777	98888	99999
b) Housing (rent, mortgage and public utilities, water, electricity, telephone)	96666	97777	98888	99999
c) Clothes (incl. shoes)	96666	97777	98888	99999
d) Paying back loans instalments	96666	97777	98888	99999
e) Education (including transport, fees, books etc.)	96666	97777	98888	99999
f) Medicines and medical services	96666	97777	98888	99999

INTERVIEWER! PLEASE CALCULATE A ROUGH TOTAL AND COMPARE WITH ANSWER TO NEXT QUESTION FOR CORRESPONDENCE

ASK ALL

INTERVIEWER! PLEASE EMPHASISE THAT THE TIMEFRAME IN THIS QUESTION IS THE PAST HALF YEAR, THE RESPONDENT SHOULD ESTIMATE AN AVERAGE



E3. Thinking about the last 6 months, roughly how much money has your household had to live on each month?

WRITE IN THE FULL AMOUNT IN NUMBERS:

..... [CURRENCY]

INTERVIEWER! IF RESPONDENT IS RELUCTANT TO GIVE AN EXACT AMOUNT, PLEASE OFFER THE CATEGORIES BELOW

- 01 0 – 100 EURO
- 02 101 – 200 EURO
- 03 201 – 300 EURO
- 04 301 – 400 EURO
- 05 401 – 500 EURO
- 06 501 – 700 EURO
- 07 701 – 1,000 EURO
- 08 1,001 – 2,000 EURO
- 09 2,001 – 3,000 EURO
- 10 3,001 and more EURO

-
- 96 Refusal
 - 97 Does not understand question
 - 98 NA
 - 99 DK

ASK ALL

E4. Which of the following best describes how your household is keeping up with all its bills, credits and payments at present?

- 1 You are keeping up without any difficulties.
- 2 You are keeping up but struggle to do so from time to time.
- 3 You are keeping up but it is a constant struggle.
- 4 You have fallen behind with some payments.
- 5 You have fallen behind with many payments.

-
- 6 Refusal
 - 7 Does not understand question
 - 8 NA
 - 9 DK

ASK ALL

E5. In the past month, did you or anyone in the household ever go to bed hungry because there was not enough money for food?

- 1 Never
- 2 Once
- 3 A few times (2-3)
- 4 Several times (4 or more)

-
- 6 Refusal
 - 7 Does not understand question
 - 8 NA
 - 9 DK

F. EMPLOYMENT

INTERVIEWER: VERIFY THE VALUE OF TECHNICAL VARIABLE A10A (JOB STATUS) AT HH TABLE

ASK ALL

F1. When you reach pensionable age, will you be entitled to money from a private or state pension to live off?

INTERVIEWER: IF PERSON ALREADY OLD, ASK IN PRESENT TENSE

- 1 Yes
 - 2 No
-

- 6 Refusal
- 7 Does not understand question
- 8 NA
- 9 DK

ASK ONLY IF CODE IN A10A IS NOT 10, IF A10A= 10 SKIP TO F3 DIRECTLY

F2. In the past 5 years (or since you have been in [COUNTRY]) have you ever been without regular paid work even though you wanted to work and were looking for a job?

- 1 Yes
 - 2 No
-

- 6 Refusal
- 7 Does not understand question
- 8 NA
- 9 DK

ASK IF F2 = 1 OR A10A = 10; ELSE SKIP TO F6

F3. Thinking about your most recent experience of being without regular paid work, how long did it last? [IF CURRENTLY UNEMPLOYED, READ: How long have you been without regular paid work?]

|_|_|_| years |_|_|_| months

- 95 Never had any employment
- 96 Refusal
- 97 Does not understand question
- 98 NA
- 99 DK

ASK IF F2 = 1 OR A10A = 10

F4. (When you were unemployed), did you receive any help in finding a job from the State, Local Government, [LOCAL NAME FOR LABOUR OFFICE] etc.

- 1 Yes
 - 2 No
-

- 6 Refusal
- 7 Does not understand question
- 8 NA
- 9 DK



ASK IF A10A = 10

F5. Are you currently registered as unemployed at any administrative office?

- 1 Yes
 - 2 No
-

- 6 Refusal
- 7 Does not understand question
- 8 NA
- 9 DK

ASK ALL

F6. Are you currently looking for a job?

- | | |
|-------|-----------------------------|
| 1 Yes | GO TO INSTRUCTION BEFORE G1 |
| 2 No | GO TO F7 |
-

- | | |
|--------------------------------|-----------------------------|
| 6 Refusal | GO TO INSTRUCTION BEFORE G1 |
| 7 Does not understand question | GO TO INSTRUCTION BEFORE G1 |
| 8 NA | GO TO INSTRUCTION BEFORE G1 |
| 9 DK | GO TO INSTRUCTION BEFORE G1 |

ASK IF F6 = 2

F7. Why are you not looking for a job?

DO NOT READ OUT – ONLY ONE ANSWER POSSIBLE

- 01 I currently have a job
 - 02 Because of health problems
 - 03 Because I have no papers
 - 04 I am doing other informal work
 - 05 Because there are no jobs
 - 06 Being a Roma, nobody hires me
 - 07 Currently studying/too young
 - 08 Retired/too old
 - 09 Has small children to look after
 - 10 Homemaker
 - 11 Other
-

- 96 Refusal
- 97 Does not understand question
- 98 NA
- 99 DK

G. MIGRATION - MOBILITY

VERIFY WITH TECHNICAL VARIABLE A6 AT HH TABLE,
If NOT born in [COUNTRY] ===== > GO TO G1

VERIFY WITH TECHNICAL VARIABLE A6 AT HH TABLE,
If born in [COUNTRY], ===== > GO TO G6

ASK IF NOT BORN IN [COUNTRY]

G1. What country did you live in immediately before moving to [COUNTRY]?

WRITE IN:

.....

- 96 Refusal
- 97 Does not understand question
- 98 NA
- 99 DK

ASK IF NOT BORN IN [COUNTRY]

G2. What were your reasons for moving to [COUNTRY]?

DO NOT READ OUT CODE UP TO THREE ANSWERS

- 01 Better chances of finding employment
- 02 Better pay/better working conditions
- 03 Better education for children/improve own education or qualification
- 04 Better living conditions/ social and health care system/political situation
- 05 To join or accompany parents/family members/spouse/to get married
- 06 Less discrimination/racism
- 07 Other
- 08 None

-
- 96 Refusal
 - 97 Does not understand question
 - 98 NA
 - 99 DK

ASK IF NOT BORN IN [COUNTRY]

G3. While living in [COUNTRY], have you tried to do any of the following: register where you live, apply for a work permit, enrol your child/children in school/kindergarten or apply for government-assisted housing?

- 1 Yes GO TO G4
- 2 No GO TO G5

-
- 6 Refusal GO TO G5
 - 7 Does not understand question GO TO G5
 - 8 NA GO TO G5
 - 9 DK GO TO G5



ASK IF NOT BORN IN [COUNTRY] AND G3=1

G4. When trying to do any of these things, did you receive any assistance from the state, Local Government or any other official person?

- 1 Yes
 - 2 No
-

- 6 Refusal
- 7 Does not understand question
- 8 NA
- 9 DK

ASK IF NOT BORN IN [COUNTRY]

G5. When did you move to [COUNTRY]? If you can, please tell me the month and year.

|_|_|_|_|_|_|_| year |_|_|_| month

- 9600 Refusal
- 9700 Does not understand question
- 9800 NA
- 9900 DK

ALL IN G5 GO TO G13

ASK IF BORN IN [COUNTRY]

G6. Have you personally ever lived in a country other than [COUNTRY]? (excludes brief visits)

- 1 Yes GO TO G7
 - 2 No GO TO G13
-

- 3 Don't remember GO TO G13
- 6 Refusal GO TO G13
- 7 Does not understand question GO TO G13
- 8 NA GO TO G13
- 9 DK GO TO G13

ASK IF G6=1; ELSE GO TO G13

G7. Apart from [COUNTRY], what country did you last live in?

WRITE IN:

.....

- 96 Refusal
- 97 Does not understand question
- 98 NA
- 99 DK

ASK IF BORN IN [COUNTRY] AND G6=1

G8 How long did you stay in [DESTINATION COUNTRY as in G7]?

- 1 Less than 3 months
 - 2 3 months to less than 1 year
 - 3 1 year to less than 2 years
 - 4 2 years to less than 5 years
 - 5 5 years or more
-

- 6 Refusal
- 7 Does not understand question
- 8 NA
- 9 DK

ASK IF BORN IN [COUNTRY] AND G6=1

G9. When did you come back to [COUNTRY]? If you can, please tell me the month and year.

|_|_|_|_|_|_|_| year |_|_|_| month

- 9600 Refusal
- 9700 Does not understand question
- 9800 NA
- 9900 DK

ASK IF BORN IN [COUNTRY] AND G6=1

G10. What were your reasons for moving to [DESTINATION COUNTRY]?

DO NOT READ OUT CODE UP TO THREE ANSWERS

- 01 Better chances of finding employment
 - 02 Better pay/better working conditions
 - 03 Better education for children/improve own education or qualification
 - 04 Better living conditions/social and health care system/political situation
 - 05 To join or accompany parents/family members/spouse/to get married
 - 06 Less discrimination/racism
 - 07 Other
 - 08 None
-

- 96 Refusal
- 97 Does not understand question
- 98 NA
- 99 DK



ASK IF BORN IN [COUNTRY] AND G6=1

G11. While living in [DESTINATION COUNTRY], did you try to do any of the following: register where you live, apply for a work permit, enrol your child/children in school/kindergarten or apply for government assisted housing?

- 1 Yes GO TO G12
 - 2 No GO TO G13
-

- 6 Refusal GO TO G13
- 7 Does not understand question GO TO G13
- 8 NA GO TO G13
- 9 DK GO TO G13

ASK IF G11=1

G12. When trying to do any of these things, did you receive any assistance from the state, Local Government or any other official person?

- 1 Yes
 - 2 No
-

- 6 Refusal
- 7 Does not understand question
- 8 NA
- 9 DK

ASK ALL

G13. Would you consider moving (again) to another country in future?

- 1 Yes GO TO G14
 - 2 No GO TO H1
-

- 6 Refusal GO TO H1
- 7 Does not understand question GO TO H1
- 8 NA GO TO H1
- 9 DK GO TO H1

ASK IF G13 = 1

G14. What country would you consider moving to?

WRITE IN:

.....

- 95 Country of birth
- 96 Refusal
- 97 Does not understand question
- 98 NA
- 99 DK

ASK IF G13=1

G15. Realistically, how soon would you consider moving there?

- 1 In less than 6 months
 - 2 In 6 to 12 months
 - 3 In more than a year
 - 4 I'll never move there
-

- 6 Refusal
- 7 Does not understand question
- 8 NA
- 9 DK

ASK IF G13=1

G16. What would be your reasons for moving to this particular country?

DO NOT READ OUT CODE UP TO THREE ANSWERS

- 01 Better chances of finding employment
 - 02 Better pay/better working conditions
 - 03 Better education for children/improve own education or qualification
 - 04 Better living conditions/social and health care system/political situation
 - 05 To join or accompany parents/family members/spouse/to get married
 - 06 Less discrimination/racism
 - 07 Other
-

- 96 Refusal
- 97 Does not understand question
- 98 NA
- 99 DK

H. EDUCATION

INTERVIEWER VERIFY WITH TECHNICAL VARIABLE A10B AT HH TABLE

Respondent no longer in school - activity status in A10B is NOT 11 === > ASK H1

Respondent in school - activity status in A10B=11 ===== > GO TO I1

ASK IF NO LONGER IN SCHOOL

H1. At what age did you finish or leave school?

|_|_|_| years of age

- 94 Never been in education
- 96 Refusal
- 97 Does not understand question
- 98 NA
- 99 DK



ASK IF NO LONGER IN SCHOOL

H2. Why did you stop going to school? (IF NEVER BEEN TO SCHOOL, CODE 94 IN H1, ASK: Why didn't you ever go to school?)

DO NOT READ OUT – CODE UP TO 3 RESPONSES

- 01 Judged to be sufficiently educated
 - 02 Illness
 - 03 Costs of education too high (fees/transport/books/clothing)
 - 04 Need to work for income/found job
 - 05 Did poorly in school, gave up, failed at entrance exam to the next level
 - 06 Problems with language
 - 07 Marriage, pregnancy or child birth
 - 08 Hostile school environment/bullying
 - 09 Dismissed from school
 - 10 Long distance from school
 - 11 Safety concerns
 - 12 Lack of personal documents
 - 13 Other
-

- 96 Refusal
- 97 Does not understand question
- 98 NA
- 99 DK

ASK IF NO LONGER IN SCHOOL

H3. Who took the decision that you were to stop attending school?

READ OUT - ONLY ONE ANSWER POSSIBLE

- 01 I did.
 - 02 My Parents/family did.
 - 03 Teachers did.
 - 04 Other school officials did.
 - 05 I failed the entrance exam for the next level.
 - 06 Others
-

- 96 Refusal
- 97 Does not understand question
- 98 NA
- 99 DK

ASK IF NO LONGER IN SCHOOL

H4. You said that your highest level of education was: [CODE IN A12]. Did you obtain any professional qualification(s) after finishing/leaving school?

- 1 Yes
 - 2 No
-

- 6 Refusal
- 7 Does not understand question
- 8 NA
- 9 DK

ASK IF NO LONGER IN SCHOOL

H5. During the past 5 years (or since you have lived in the country), have you ever been offered [IN COUNTRY] the opportunity to continue your education by the State, local government etc....?

- 1 Yes
 - 2 No
-

- 6 Refusal
- 7 Does not understand question
- 8 NA
- 9 DK

I. HEALTH

ASK ALL

I1. Do you have any form of medical insurance in [COUNTRY]? (Cite national examples)

- 1 Yes
 - 2 No
-

- 6 Refusal
- 7 Does not understand question
- 8 NA
- 9 DK

ASK ALL

I2. How is your health in general?

- 1 Very good
 - 2 Good
 - 3 Fair
 - 4 Bad
 - 5 Very bad
-

- 6 Refusal
- 7 Does not understand question
- 8 NA
- 9 DK



ASK ALL

13. Do you have any complaints, injuries or diseases that limit your everyday activities, keeping you from doing such things as working, shopping, managing your life or keeping contact with other people?

- 1 Yes I do, I am severely limited in my daily activities
 - 2 Yes I do, I am moderately limited in my daily activities
 - 3 No, I do not
-

- 6 Refusal
- 7 Does not understand question
- 8 NA
- 9 DK

ASK ALL

14. Was there any time during the last 12 months when you personally really needed a medical examination or treatment for a health problem?

- 1 Yes GO TO I7
 - 2 No GO TO I6
-

- 6 Refusal GO TO I6
- 7 Does not understand question GO TO I6
- 8 NA GO TO I6
- 9 DK GO TO I6

ASK IF I4=1, ELSE GO TO I7

15. Thinking of the last time, did you get the medical assistance that you needed?

- 1 Yes GO TO I7
 - 2 No GO TO I6
-

- 6 Refusal GO TO I7
- 7 Does not understand question GO TO I7
- 8 NA GO TO I7
- 9 DK GO TO I7

ASK IF I5= 2, ELSE GO TO I7

16. Why not?

DO NOT READ OUT – CODE UP TO THREE ANSWERS

- 01 The examination/treatment/medication is too expensive/no coverage
- 02 Length of the waiting list for the treatment/examination
- 03 Could not get time off work
- 04 Could not go due to family matters (taking care of children)
- 05 Too far away, had no way how to get there, travel expensive
- 06 Was afraid of the doctor/hospital/examination/treatment
- 07 Wanted to wait to see if the problem solves on its own
- 08 Did not know good doctor/specialist
- 09 Went for help to other people (e.g. alternative healer, etc.)
- 10 Treatment was refused by service provider/insurance company
- 11 No official papers
- 12 Don't like to go because they are prejudiced against the Roma
- 13 Other

- 96 Refusal
- 97 Does not understand question
- 98 NA
- 99 DK

ASK ONLY WOMEN (A3=2) AGED 50 OR LESS – OTHERS SKIP TO J1

17. Have you given birth over the last 5 years?

- 1 Yes GO TO I8
- 2 No GO TO J1

- 6 Refusal GO TO J1
- 7 Does not understand question GO TO J1
- 8 NA GO TO J1
- 9 DK GO TO J1

IF I7= 1 GO TO I8 ELSE GO TO J1

18. Thinking about the last time: Where did you give birth?

READ OUT – INTERVIEWER TO CLARIFY

- 1 At home – without problems or complications GO TO J1
- 2 At home – with medical complications for mother and/or child but not transferred to hospital GO TO J1
- 3 At home – but transferred to hospital during or after birth because of medical complications for mother and/or child GO TO I9
- 4 At the hospital/clinic GO TO I9
- 5 Other GO TO J1

- 6 Refusal GO TO J1
- 7 Does not understand question GO TO J1
- 8 NA GO TO J1
- 9 DK GO TO J1



IF I8= 3 OR 4 GO TO I9 ELSE GO TO J1

I9. Thinking about that birth – how were you treated by hospital staff (medical staff – doctors, nurses, midwives)?

- 1 Very well
- 2 Fairly well
- 3 Badly
- 4 Very badly

-
- 6 Refusal
 - 7 Does not understand question
 - 8 NA
 - 9 DK

J. GENERAL DISCRIMINATION – RIGHTS AWARENESS

I would like to ask you a few questions about discrimination. By discrimination we mean when someone is treated less favourably than others because of a specific personal characteristic, such as age, gender or minority background. When you think about discrimination, please tell me only about those situations when people treated you badly or unfairly specifically because of your personal characteristic and not because the other persons were generally rude or unfair.

I really want to talk only about experiences you personally had and in this country only.

J1. In the past 12 months (or since you have been in the country) have you personally felt discriminated against in [COUNTRY] on the basis of one or more of the following grounds? Please tell me all that apply.

	Yes	No	Refusal	Does not understand question	NA	DK/No opinion
a) Because you are a Roma/ because of ethnicity	1	2	6	7	8	9
b) Because you are a man/woman	1	2	6	7	8	9
c) Because of your age	1	2	6	7	8	9
d) Because of your disability	1	2	6	7	8	9
e) For another reason	1	2	6	7	8	9

Now I will be asking about the past 5 years (or since you have been in the country, if this is less than 5 years). I would like to first clarify if you have ever been – during the past 5 years – in any of the situations I will list, IN THIS COUNTRY. Next, I will ask you to tell me whether or not you have been discriminated against in any of these situations. Again, we are only interested in events that occurred in [COUNTRY].

	ASK IF J2 = 1	ASK IF J2 = 1	J3. Because of being Roma / because of ethnicity	J4. Because of other reasons (gender, age, disability, etc.)	ASK IF J3 = 1	ASK IF J3 = 1	ASK IF J5 = 1
J2. Over the past 5 years (or since you have been in the country, if less than 5 years) have you ever in [COUNTRY] ...	1 – Yes 2 – No 7 – Does not understand question 8 – Refusal 9 – DK/no opinion	Over the last 5 years in [COUNTRY], for since you have been in the country if less than 5 years], have you ever been discriminated against ...	1 – Yes 2 – No 7 – Does not understand question 8 – Refusal 9 – DK/no opinion	1 – Yes 2 – No 7 – Does not understand question 8 – Refusal 9 – DK/no opinion	1 – In the last twelve months 2 – Before then 7 – Does not understand question 8 – Refusal 9 – DK/no opinion	J6. Please try to remember THE LAST TIME you were discriminated against. Did you or anyone ELSE report this incident anywhere?	1 – Yes 2 – No 7 – Does not understand question 8 – Refusal 9 – DK/no opinion
A. looked for paid work?	1 2 7 8 9	A. when looking for paid work?	1 2 7 8 9	1 2 7 8 9	1 2 7 8 9	1 2 7 8 9	1 2 7 8 9
B. had a job?	1 2 7 8 9	B. at work by people who you work for or work with?	1 2 7 8 9	1 2 7 8 9	1 2 7 8 9	1 2 7 8 9	1 2 7 8 9
C. looked to buy or rent a new house or apartment or place to live (i.e. a lot at a traveller's site)?	1 2 7 8 9	C. when looking for a house or apartment to rent or buy, by people working in a public HOUSING agency, or by a private landlord or agency?	1 2 7 8 9	1 2 7 8 9	1 2 7 8 9	1 2 7 8 9	1 2 7 8 9
D. come into contact with private or public health services as a patient?	1 2 7 8 9	D. by people working in PUBLIC or PRIVATE HEALTH services? This could be anyone, such as a receptionist, nurse or doctor.	1 2 7 8 9	1 2 7 8 9	1 2 7 8 9	1 2 7 8 9	1 2 7 8 9
E. come into contact with an education or training institution either as a student or a parent?	1 2 7 8 9	E. by people working in a school or in training? This includes schools, colleges and other further education. This could have happened to you as a student or as a parent.	1 2 7 8 9	1 2 7 8 9	1 2 7 8 9	1 2 7 8 9	1 2 7 8 9

J7. What do you think, is there a law in [COUNTRY] that forbids discrimination against ethnic minority people when applying for a job?

- 1 Yes
 - 2 No
-

- 6 Refusal
- 7 Does not understand question
- 8 NA
- 9 DK

J8. Do you know of any organisation in [COUNTRY] that can offer support or advice to people who have been discriminated against?

- 1 Yes
 - 2 No
-

- 6 Refusal
- 7 Does not understand question
- 8 NA
- 9 DK

K. INTEGRATION

K1. In your opinion, how much do Roma and non-Roma people socialise with each other in your neighbourhood? For example, do they go to the same cafés or do they chat with each other at shops or in markets?

- 1 All the time
 - 2 A lot
 - 3 Sometimes
 - 4 Never
-

- 6 Refusal
- 7 Does not understand question
- 8 NA
- 9 DK

K2. And what about you personally? Do you socialise with non-Roma people in your neighbourhood? For example, do you go to the same cafés or do you chat with non-Roma people at the market or when out shopping?

- 1 All the time
 - 2 A lot
 - 3 Sometimes
 - 4 Never
-

- 6 Refusal
- 7 Does not understand question
- 8 NA
- 9 DK

L. ACTIVE CITIZEN/TRUST

L1. Do you currently participate actively in or do voluntary work for one or more of the following organisations?

	Yes	No	Refusal	Does not understand question	NA	DK
a) A trade union	1	2	6	7	8	9
b) A political party or organisation	1	2	6	7	8	9
c) A Roma organisation	1	2	6	7	8	9
d) Other civil society organisation/NGO	1	2	6	7	8	9
e) Religious or church organisation	1	2	6	7	8	9

L2. Do you know, or are you aware of organisations that work to help the Roma?

- 1 Yes, but you don't know their exact names
 2 Yes, and you know their exact names
 3 No

-
- 6 Refusal
 7 Does not understand question
 8 NA
 9 DK

ASK ONLY IN: Bulgaria, France, Greece, Italy, Romania

L3. Have you heard of the Dosta! campaign – 'Go beyond stereotypes, meet the Roma?'

- 1 Yes
 2 No

-
- 6 Refusal
 7 Does not understand question
 8 NA
 9 DK

ASK ONLY IN: Bulgaria, the Czech Republic, Hungary, Romania, Slovakia, Spain

L4. Have you heard of the 'Decade of Roma Inclusion' Initiative?

- 1 Yes
 2 No

-
- 6 Refusal
 7 Does not understand question
 8 NA
 9 DK

ASK IF AGE 18 or more

L5. Did you vote in the last...

	Yes	No	Was not allowed to/entitled to	Was out of the country	Refusal	Does not understand question	NA	DK
National elections in this country?	1	2	3	4	6	7	8	9
Local elections in this country?	1	2	3	4	6	7	8	9
European elections?	1	2	3	4	6	7	8	9

QUESTIONNAIRE ENDED AT (hh/mm):/.....



M. POST-INTERVIEW

INTERVIEWER NOTE DOWN THE FOLLOWING DETAILS AFTER INTERVIEW – DO NOT ASK

Please note down the street, and district:

- 1) NAME OF THE CITY: _____
 2) STREET NAME: _____
 3) DISTRICT: _____

M1. Where does the household live?

- 1 Capital
 2 City/big town
 3 Outskirts/suburbs of big cities and towns
 4 Small town
 5 Village/rural area
 6 Fixed encampment for travellers
 7 Temporary encampment for travellers
 8 Other _____

M2. Is the household living in an illegal settlement?

- 1 Yes
 2 No

 9 DK

M3. Is the household living in an area that is segregated from the rest of the settlement/town/village?

- 1 Yes
 2 No

 9 DK

M4. Was the neighbourhood predominantly a...?

- 1 Roma neighbourhood
 2 Majority neighbourhood
 3 Mixed neighbourhood

 9 DK

M5. How would you describe the place where the respondent lives?

- 1 Apartment in block of flats
 2 New house in good condition
 3 Older house in relatively good condition
 4 Ruined house or slum
 6 Mobile home/Caravan
 7 Other (specify) _____

M6. How does this neighbourhood rate compared to others nearby?

- 1 Better than others
 2 Same as others
 3 Worse than others
 4 Not applicable (separate location)

M7. Please rate the language proficiency of the respondent in the national language.

- 1 Fluent, without foreign sounding accent
- 2 Fluent, with foreign sounding accent
- 3 Less than fluent

M8. Was the respondent alone throughout the interview?

- 1 Yes
- 2 No
- 3 Mixed
- 9 DK

M9. Was there any informant other than the respondent referred to in the Household Grid (Section A and B)?

- 1 Yes, please insert the ID of the (main) informant from the HH grid: _____ (ONE CODE ONLY)
- 2 No

M10. Was the respondent cooperative throughout the survey?

- 1 Very much
- 2 Somewhat
- 3 Not really

M11. Did the respondent appear to have any difficulty answering the questions? [MARK ALL THAT APPLY]

- 1 Yes – language wise
- 2 Yes – because of the nature of questions
- 3 Yes - other reasons
- 4 No

M12. Did you have to use the non [NATIONAL LANGUAGE] questionnaire variant to clarify questions? Which one?

- 1 Yes: _____
- 2 No

M13. Interviewer - please indicate if you're male or female

- 1 Male
- 2 Female

M14. Interviewer - please indicate your ethnic background

- 1 Ethnic [NATIONAL]
- 2 Minority, matching the respondent group
- 3 Other non-[NATIONAL]



FE0. Instruction for focused enumeration

ASK THE FOCUSED ENUMERATION SEGMENT IF THE CURRENT CONTACT IS WITHIN THE PRIMARY RANDOM ROUTE SAMPLE

**DO NOT ASK IF THE HOUSEHOLD WAS RECRUITED VIA FOCUSED ENUMERATION!
DO NOT ASK IF YOU ROMA QUOTA IS COMPLETED!**

IN THESE CASES SKIP TO MAIN INTERVIEW, OR PROCEED WITH RANDOM ROUTE

FE. FOCUSED ENUMERATION

FE1. As you already know, in this survey we are very interested in interviewing Roma people who are difficult to reach for survey research and rarely have a chance to answer survey questions. I would like to ask for your help in finding such people from among your neighbours so they have a chance to take part in our survey. I want to assure you again that any information we collect will only be used for the purposes of the survey and not for any other purposes. Your answers or any information you give will remain completely confidential and anonymous.

IF IN A SUBURB/TOWNHOUSE AREA:

Please think of your immediate neighbours – those two houses to the left and those two houses to the right of where you live.

IF IN A MULTI-STOREY APARTMENT BUILDING:

Please think of your immediate neighbours on your floor – those two doors to the right and those two doors to the left, or fewer if there aren't that many – as well as the apartments immediately above and immediately below yours.

Before we proceed, please look at this card, and tell me whether you actually have any neighbours.

SHOW CARD – RECORD IN THE FOCUSED ENUMERATION TABLE ON THE ROUTING SLIP

FE2. Thinking only of these apartments or houses: are any of these neighbours Roma? If yes, in which apartments/houses?

RECORD FOR EACH HOUSEHOLD MENTIONED IN FE2 IN THE COMMENT FIELD

COMMENTS: We would like to ask these people about their experiences living in this country. Can I confirm their name and address with you, just to make sure that I can find them and that I do not mix anything up?

WHERE IT IS EASILY PROVIDED BY THE REFERRER, IF POSSIBLE, WRITE NAMES FOR EACH ELIGIBLE HOUSEHOLD, OTHERWISE, CHECK THE OTHERS AFTER THE INTERVIEW, AND TRY TO RECORD NAME AND ADDRESS FROM THE DOOR

MARK ON THE ROUTING SLIP!

ONLY IF ROUTE ID is 1 = from RANDOM ROUTE

ASK FOCUSED ENUMERATION ONLY AT RANDOM ROUTE ADDRESSES

ID		F1. Exist	F2. Roma?	Comments
FE1	a) First accomodation/ house/door to the right	1-yes 2-no	1-yes 2-no	
FE2	b) Second accomodation/ house/door to the right	1-yes 2-no	1-yes 2-no	
FE3	c) First accomodation/ house/door to the left	1-yes 2-no	1-yes 2-no	
FE4	d) Second accomodation/ house/door to the left	1-yes 2-no	1-yes 2-no	
FE5	e) The flat above	1-yes 2-no	1-yes 2-no	
FE6	f) The flat below	1-yes 2-no	1-yes 2-no	



9.5. Survey question for interviewing migrant Roma in France

A. ADULT HOUSEHOLD GRID – ALL PERSONS 16 YEARS AND OLDER

A1 Id. Nr	A2 Relationship to the respondent	A3 Gender	A4 How old is he/she? (INTERVIEWER: Completed age at the last birthday)	A5 Marital status	A6 In which country was she/he born?	A7 What is his/her citizenship?	A8 What is her/his ethnic background?	A9 Does she/he possess at least one of the following personal documents: - Birth certificate - ID card - Passport - Any other official paper that can be used for administrative reasons	A10 How would you describe his/her current job situation?	A11 Can she/he read and write?	A12 What is the highest education level she/he has attained? ONE CODE ONLY	A13 Has he/she ever been to a special school or class that was mainly for the Roma, even if only for a short period?																				
ENTER RESPONDENT IN FIRST ROW	01 Wife/Husband/Cohabiting partner 02 Son/Daughter in law 04 Grandchild 05 Niece/Nephew 06 Father/Mother 07 Father/Mother-in-law 08 Brother/Sister 09 Brother/Sister-in-law 10 Grandparents 11 Other relative non-relative 96 Refusal	1 Male 2 Female	(in years) 96 Refusal 97 Does not understand question 98 NA 99 DK	01 Married (legal) 02 Married (traditional) 03 Divorced 04 Separated 05 Widowed /partner died 06 Cohabiting partner 07 Single 96 Refusal 97 Does not understand question 98 NA 99 DK	1 [COUNTRY] 2 Other country WRITE IN: 6 Refusal 7 Does not understand question 8 NA 9 DK	1 [COUNTRY] 2 Other country WRITE IN: 6 Refusal 7 Does not understand question 8 NA 9 DK	1 Roma [NATIONAL] majority 3 other, WRITE IN ethnic background 6 Refusal 7 Does not understand question 8 NA 9 DK	1 Yes, at least one 2 No, none 6 Refusal 7 Does not understand question 8 NA 9 DK	SEE CODES BELOW CODE ONLY ONE ANSWER	1 Yes 2 No 6 Refusal 7 Does not understand question 8 NA 9 DK	01 No formal education 02 Incomplete primary 03 Completed primary 04 Incomplete secondary school 05 Incomplete vocational school 06 Complete secondary school 07 Completed vocational school 08 Post-secondary education other than college/university 09 College/university/higher academic education 10 Other 96 Refusal 97 Does not understand question 98 NA 99 DK	1 Yes 2 No 6 Refusal 7 Does not understand question 8 NA 9 DK																				
1	00 Respondent																															
2																																
[...]																																
10																																
<p>M9. In case there was an informant other than the respondent who helped fill in the Household Grid (Section A and B), please circle the ID of the MAIN informant in the table above. (CIRCLE ONLY ONE PERSON)</p> <p>INTERVIEWER VERIFY:</p> <table border="0"> <tr> <td>TECHNICAL VARIABLE A6</td> <td>A6 is other than 1 Respondent born in [COUNTRY], <input type="checkbox"/></td> <td>A6=1 Respondent born in [COUNTRY], <input type="checkbox"/></td> </tr> <tr> <td>TECHNICAL VARIABLE A10A</td> <td>Respondent's activity status: A10=11, Respondent in school <input type="checkbox"/></td> <td>A10 is other than 11, Respondent NO longer in school <input type="checkbox"/></td> </tr> </table> <p>A10. JOB SITUATION CODES</p> <table border="0"> <tr> <td>07 Unpaid work in family business (enterprise/farm/other)</td> <td>13 Retired/too old to work</td> </tr> <tr> <td>08 Other unpaid or voluntary work (for friends, ...)</td> <td>14 Unable to work due to long-term illness/disability</td> </tr> <tr> <td>09 Communal work/public scheme</td> <td>15 In compulsory military/community service</td> </tr> <tr> <td>10 Unemployed</td> <td>16 Not working for other reasons</td> </tr> <tr> <td>11 In school/student</td> <td>17 Other</td> </tr> <tr> <td>12 Vocational training/apprenticeship</td> <td>96 Refusal 97 Does not understand question</td> </tr> <tr> <td></td> <td>98 NA 99 DK</td> </tr> </table>													TECHNICAL VARIABLE A6	A6 is other than 1 Respondent born in [COUNTRY], <input type="checkbox"/>	A6=1 Respondent born in [COUNTRY], <input type="checkbox"/>	TECHNICAL VARIABLE A10A	Respondent's activity status: A10=11, Respondent in school <input type="checkbox"/>	A10 is other than 11, Respondent NO longer in school <input type="checkbox"/>	07 Unpaid work in family business (enterprise/farm/other)	13 Retired/too old to work	08 Other unpaid or voluntary work (for friends, ...)	14 Unable to work due to long-term illness/disability	09 Communal work/public scheme	15 In compulsory military/community service	10 Unemployed	16 Not working for other reasons	11 In school/student	17 Other	12 Vocational training/apprenticeship	96 Refusal 97 Does not understand question		98 NA 99 DK
TECHNICAL VARIABLE A6	A6 is other than 1 Respondent born in [COUNTRY], <input type="checkbox"/>	A6=1 Respondent born in [COUNTRY], <input type="checkbox"/>																														
TECHNICAL VARIABLE A10A	Respondent's activity status: A10=11, Respondent in school <input type="checkbox"/>	A10 is other than 11, Respondent NO longer in school <input type="checkbox"/>																														
07 Unpaid work in family business (enterprise/farm/other)	13 Retired/too old to work																															
08 Other unpaid or voluntary work (for friends, ...)	14 Unable to work due to long-term illness/disability																															
09 Communal work/public scheme	15 In compulsory military/community service																															
10 Unemployed	16 Not working for other reasons																															
11 In school/student	17 Other																															
12 Vocational training/apprenticeship	96 Refusal 97 Does not understand question																															
	98 NA 99 DK																															

B. CHILD HOUSEHOLD GRID – under 16 years

B1. Id. Nr	B2. Relationship to the respondent	B3. Gender	B4. How old is he/she? (INTERVIEWER: Completed age at the last birthday)	B5. Marital status	B6. In which country was she/he born?	B7. What is his/her citizenship?	B8. Does she/he possess at least one of the following personal documents: -Birth certificate -ID card -Passport -Any other official paper that can be used for administrative reasons	B9. Which education level was he/she attending this (IN SUMMER ASK: the previous school year?)	ASK ONLY IF B9 = 4, 5, 6, 7, 8, 96 TO 99	ASK ONLY IF B9 IS NOT EQUAL 01	ASK IF B9 HIGHER THAN 02	ASK IF B9 NOT=2	ASK IF B4 IS MORE THAN 6	ASK IF B15=1 OR 2
WRITE IN First Name only	01 Wife/Husband/Co-habiting partner 02 Son/Daughter in law 03 Son/Daughter in law 04 Grandchild 05 Niece/Nephew 08 Brother/Sister 09 Brother/sister-in-law 11 Other relative 12 Other non-relative 96 Refusal	1 Male 2 Female	(in years) if LESS THAN 1 YEAR, code "00" 96 Refusal 97 Does not understand question 98 NA 99 DK	01 Married (legal) 02 Married (traditional) 03 Divorced 04 Separated 05 Widowed/partner died 06 Cohabiting partner 07 Single 96 Refusal 97 Does not understand question 98 NA 99 DK	1 [COUNTRY] 2 Other country WRITE IN country	1 [COUNTRY] 2 Other country WRITE IN country	1 Yes, at least one 2 No, none 6 Refusal 7 Does not understand question 8 NA 9 DK	01 Not yet in education 02 Kindergarten/Preschool 03 Primary School 04 Secondary school 05 Vocational school 06 Temporarily not in school/skipped the year 07 Stopped school completely 08 Working 96 Refusal 97 Does not understand question 98 NA 99 DK	SEE CODES BELOW; WRITE IN ALL THAT APPLIES	1 All are Roma 2 Many are Roma 3 Some are Roma 4 None are Roma 5 Mixed 6 Refusal 7 Does not understand question 8 NA 9 DK	1 Yes 2 No 6 Refusal 7 Does not understand question 8 NA 9 DK	1 Yes 2 No 6 Refusal 7 Does not understand question 8 NA 9 DK	1 Yes, with the family 2 Yes, independently 3 No 6 Refusal 7 Does not understand question 8 NA 9 DK	SEE CODES BELOW
1														
2														
10														
B11. What was the main reason for her/him to stop or interrupt at this educational level?														
01 Judged to be sufficiently educated														
02 Illness														
03 Costs of education too high (fees/transport/books/clothing)														
04 Need to work for income/found job														
05 Did poorly in school, gave up, failed at entrance exam to the next level														
06 Problems with language														
07 Marriage, pregnancy or child birth														
08 Hostile school environment/bullying														
09 Dismissed from school														
10 Long distance from school														
11 Safety concerns														
12 Lack of personal documents														
13 Other														
96 Refusal														
97 Does not understand question														
98 NA														
99 DK														
B16. Can you tell me what she/he is doing?														
1 Working in a shop, farm, construction, market														
2 Collecting things for reselling/recycling														
3 Selling in the street (i.e. flowers, cigarettes, CDs), guarding cars, doing small errands														
4 Asking for money in the street														
5 other, specify WRITE IN B16 column														
6 Refusal														
7 Does not understand question														
8 NA														
9 DK														

MAIN QUESTIONNAIRE

Please imagine a ladder with steps numbered from zero at the bottom to ten at the top. Suppose we say that the top of the ladder represents the best possible life for you, and the bottom of the ladder represents the worst possible life for you. (Read A-B)

W1. A. On which step of the ladder would you say you personally feel you stand at this time, assuming that the higher the step the better you feel about your life, and the lower the step the worse you feel about it? Which step comes closest to the way you feel?

- 10 Best possible life
 - 09
 - 08
 - 07
 - 06
 - 05
 - 04
 - 03
 - 02
 - 01
 - 00 Worst possible life
-

- 98 (DK)
- 99 (Refusal)

W2. B. Just your best guess, on which step do you think you will stand in the future, say about five years from now?

- 10 Best possible life
 - 09
 - 08
 - 07
 - 06
 - 05
 - 04
 - 03
 - 02
 - 01
 - 00 Worst possible life
-

- 98 (DK)
- 99 (Refusal)

Thank you for your cooperation. I would now like to ask some questions about the area where you are currently living and about your accommodation.

C. NEIGHBOURHOOD

ASK ALL

C1. How long have you been living here in this neighbourhood? [IN CASE OF TRAVELLERS, ASK: How long have you been living here in this site or place?]

- | | |
|-------------------------------------|----------|
| 01 Less than 3 months | GO TO C2 |
| 02 3 months to less than 6 months | GO TO C2 |
| 03 6 months to less than 12 months | GO TO C2 |
| 04 1 to 5 years | GO TO C2 |
| 05 More than 5 years but not always | GO TO C4 |
| 06 Born here | GO TO C4 |
-

- | | |
|---------------------------------|----------|
| 96 Refusal | GO TO C4 |
| 97 Does not understand question | GO TO C4 |
| 98 NA | GO TO C4 |
| 99 DK | GO TO C4 |

IF C1=05,06, 96, 97, 98, 99 SKIP TO C4

ASK IF C1= 01 OR 02 OR 03 OR 04

C2. Can you please tell me the main reasons why you moved to where you live now?

DO NOT READ OUT, CODE UP TO THREE ANSWERS

- | |
|---|
| 01 Forced to move by authorities/evicted/home was demolished |
| 02 Have been relocated/home was provided |
| 03 No official papers |
| 04 Less discrimination/racism |
| 05 Could no longer afford the rent |
| 06 Because lost work/job/employment |
| 07 To find better housing conditions that suits the family needs |
| 08 Better chances of finding employment, pay/better working conditions |
| 09 Better education for children/improve own education or qualification |
| 10 To join or accompany parents/family members/spouse/to get married |
| 11 We only stay temporarily here/for a limited time |
| 12 This is a usual place where we stop /en route |
| 13 Better neighbourhood |
| 14 Can't remember |
| 15 Other reasons |
-

- | |
|---------------------------------|
| 96 Refusal |
| 97 Does not understand question |
| 98 NA |
| 99 DK |



ASK IF C1= 01 OR 02 OR 03 OR 04

C3. When you moved here, have you received any help or assistance from the State, Local Government, etc., in order to find accommodation?

- 1 Yes
- 2 No, despite you wanted or needed some help
- 3 No, but did not want any help

-
- 6 Refusal
 - 7 Does not understand question
 - 8 NA
 - 9 DK

ASK ALL

C4. Could you please tell me if in the last 5 years (or since you have been living in this neighbourhood) the following things have improved, stayed the same or got worse in your neighbourhood?

[FOR TRAVELLERS, ASK: Could you please tell me if in the last 5 years or since you know this neighbourhood/site the following things have improved, stayed the same or got worse in your neighbourhood/site?]

READ OUT	Improved	Stayed the same	Got worse	Refusal	Does not understand question	NA	DK
a) Neighbourhood in general	1	2	3	6	7	8	9
b) Roads and pavements	1	2	3	6	7	8	9
c) Public buildings, e.g. schools, hospitals, ...	1	2	3	6	7	8	9
d) Private or public housing estates/houses/apartments	1	2	3	6	7	8	9
e) Sewage systems/drains	1	2	3	6	7	8	9
f) Electricity/gas supplies	1	2	3	6	7	8	9
g) Public transport	1	2	3	6	7	8	9
h) Drinking water system	1	2	3	6	7	8	9

D. HOUSING CHARACTERISTICS

ASK ALL

D1. Are you living in this accommodation the whole year?

- 01 Yes, the whole year
02 No, only part of the year
-

- 96 Refusal
97 Does not understand question
98 NA
99 DK

D2. How many rooms are there in your accommodation used by your household only? Do not count the kitchen, the corridor, the bathroom and rooms rented out or used by persons who do not belong to your household.

Number of rooms: |__||__|

- 95 Caravan, tent, mobile home without separating walls
96 Refusal
97 Does not understand question
98 NA
99 DK

ASK ALL

D3. Does this accommodation in which you live have any of the following...?

	Yes	No	Refusal	Does not understand question	NA	DK
a) Piped water inside	1	2	6	7	8	9
b) Toilet inside	1	2	6	7	8	9
c) Latrine/toilet outside	1	2	6	7	8	9
d) Kitchen inside	1	2	6	7	8	9
e) Shower or bathroom inside	1	2	6	7	8	9
f) Connection to the sewerage system or waste water tank	1	2	6	7	8	9
g) Electricity supply	1	2	6	7	8	9
h) Any kind of heating facility	1	2	6	7	8	9



ASK ALL

D4. Who owns the accommodation where you live now?

[ONLY ONE ANSWER IS POSSIBLE]

- 01 A member of your household or family
 - 02 Private ownership (by an unrelated person or company)
 - 03 Municipal/state ownership
 - 04 Housing project of an NGO/Church, etc...
 - 05 Unknown ownership
 - 06 Other
-

- 96 Refusal
- 97 Does not understand question
- 98 NA
- 99 DK

ASK ALL

D5. Thinking about the last 5 years, (or since you lived in this accommodation) have you ever had problems with, for instance, a leaky roof, damp walls, the plumbing system, the electric wiring, vermin, etc.?

- 1 Yes GO TO D6
 - 2 No GO TO D7
-

- 6 Refusal GO TO D7
- 7 Does not understand question GO TO D7
- 8 NA GO TO D7
- 9 DK GO TO D7

ASK IF YES TO D5

D6. Were you able to get these things repaired or repair them yourself?

- 1 Yes, all GO TO D8
 - 2 Yes, most of them GO TO D8
 - 3 Yes, some of them GO TO D8
 - 4 No, none GO TO D7
-

- 6 Refusal GO TO D7
- 7 Does not understand question GO TO D7
- 8 NA GO TO D7
- 9 DK GO TO D7


D7. And thinking about the last 5 years, (or since you lived in this accommodation) have you made any bigger renovation, improvement in this accommodation?

- 1 Yes
- 2 No

- 6 Refusal
- 7 Does not understand question
- 8 NA
- 9 DK

ASK IF D6=1, 2 OR 3 OR D7 = 1

D8. Did you receive any financial or other help to do these repairs or renovation from ...?

	Yes	No	Did not receive any help	Refusal	Does not understand question	NA	DK
a) The local government/authority	1	2	3 	6	7	8	9
b) A civil society organisation/NGO	1	2		6	7	8	9
c) Specifically a Roma organisation	1	2		6	7	8	9
d) A religious organisation/church	1	2		6	7	8	9
e) A particular bank loan with favourable conditions for such occasions - might be sponsored by the government, EU, etc.	1	2		6	7	8	9
f) The landlord/owner of the property	1	2		6	7	8	9
g) A construction company that somebody else paid for (not landlord)	1	2		6	7	8	9



E. ECONOMIC SITUATION OF THE HOUSEHOLD

ASK ALL

E1. I am now going to read some items a household can possess. Could you tell me whether your household has it in functioning order or not?

	Yes	No	Refusal	Does not understand question	NA	DK
a) Radio receiver	1	2	6	7	8	9
b) Colour TV	1	2	6	7	8	9
c) Bicycle or motorbike	1	2	6	7	8	9
d) Car/van for private use	1	2	6	7	8	9
e) Horse	1	2	6	7	8	9
f) Computer	1	2	6	7	8	9
g) Internet connection	1	2	6	7	8	9
h) Mobile phone or landline	1	2	6	7	8	9
i) Washing machine	1	2	6	7	8	9
j) Bed for each household member, including infants	1	2	6	7	8	9
k) 30 or more books (including text books)	1	2	6	7	8	9
l) Power generator	1	2	6	7	8	9

ASK ALL

E2. Approximately how much did your household spend last month on each of the following items Please consider all the people who live in the household!

	Amount in €/local currency	Refusal	Does not understand question	NA	DK
a) Food, everyday household goods, e.g. hygienic products, detergents	96666	97777	98888	99999
b) Housing (rent, mortgage and public utilities, water, electricity, telephone)	96666	97777	98888	99999
c) Clothes (incl. shoes)]	96666	97777	98888	99999
d) Paying back loans/instalments	96666	97777	98888	99999
e) Education (including transport, fees, books etc.)	96666	97777	98888	99999
f) Medicines and medical services	96666	97777	98888	99999

INTERVIEWER! PLEASE CALCULATE A ROUGH TOTAL AND COMPARE WITH ANSWER TO NEXT QUESTION FOR CORRESPONDENCE

ASK ALL

INTERVIEWER! PLEASE EMPHASISE THAT THE TIMEFRAME IN THIS QUESTION IS THE PAST HALF YEAR, THE RESPONDENT SHOULD ESTIMATE AN AVERAGE

E3. Thinking about the last 6 months, roughly how much money has your household had to live on each month?

WRITE IN THE FULL AMOUNT IN NUMBERS:

..... [CURRENCY]

INTERVIEWER! IF RESPONDENT IS RELUCTANT TO GIVE AN EXACT AMOUNT, PLEASE OFFER THE CATEGORIES BELOW

- 01 0 – 100 EURO
- 02 101 – 200 EURO
- 03 201 – 300 EURO
- 04 301 – 400 EURO
- 05 401 – 500 EURO
- 06 501 – 700 EURO
- 07 701 – 1000 EURO
- 08 1001 – 2000 EURO
- 09 2001 – 3000 EURO
- 10 3001 and more EURO

-
- 96 Refusal
 - 97 Does not understand question
 - 98 NA
 - 99 DK

ASK ALL

E4. Which of the following describes best how your household is keeping up with all its bills, credits, and payments at present?

- 1 You are keeping up without any difficulties
- 2 You are keeping up but struggle to do so from time to time
- 3 You are keeping up but in a constant struggle
- 4 You have fallen behind with some payments
- 5 You have fallen behind with many payments

-
- 6 Refusal
 - 7 Does not understand question
 - 8 NA
 - 9 DK



ASK ALL

E5. In the past month did you or anyone in the household ever go to bed hungry because there was not enough money for food?

- 1 Never
 - 2 Once
 - 3 A few times (2-3)
 - 4 Several times (4 and more)
-

- 6 Refusal
- 7 Does not understand question
- 8 NA
- 9 DK

F. EMPLOYMENT

INTERVIEWER: VERIFY THE VALUE OF TECHNICAL VARIABLE A10A (JOB STATUS) AT HH TABLE

ASK ALL

F1. When you reach pensionable age, will you be entitled to money from a private or state pension to live off?

INTERVIEWER: IF PERSON ALREADY OLD, ASK IN PRESENT TENSE

- 1 Yes
 - 2 No
-

- 6 Refusal
- 7 Does not understand question
- 8 NA
- 9 DK

ASK ONLY IF CODE IN A10A IS NOT 10, IF A10A= 10 SKIP TO F3 DIRECTLY

F2. In the last 5 years (or since you are in [COUNTRY]) have you ever been without regular paid work even though you wanted to work and you were looking for a job?

- 1 Yes
 - 2 No
-

- 6 Refusal
- 7 Does not understand question
- 8 NA
- 9 DK

ASK IF F2 = 1 OR A10A = 10; ELSE SKIP TO F6

F3. Thinking about your most recent experience of being without regular paid work, for how long did it last? IF CURRENTLY UNEMPLOYED, READ: For how long have you been without regular paid work?

|_|_|_| years |_|_|_| months

- 95 Never had any employment
- 96 Refusal
- 97 Does not understand question
- 98 NA
- 99 DK

ASK IF F2 = 1 OR A10A = 10

F4. (When you were unemployed), have you received any help or assistance from the State, Local Government, [LOCAL NAME FOR LABOUR OFFICE] etc., in order to find a job?

- 1 Yes
 - 2 No
-

- 6 Refusal
- 7 Does not understand question
- 8 NA
- 9 DK

ASK IF A10A = 10

F5. Are you currently registered as unemployed by any administrative office?

- 1 Yes
 - 2 No
-

- 6 Refusal
- 7 Does not understand question
- 8 NA
- 9 DK

ASK ALL

F6. Are you currently looking for a job?

- 1 Yes GO TO INSTRUCTION BEFORE G1
 - 2 No GO TO F7
-

- 6 Refusal GO TO INSTRUCTION BEFORE G1
- 7 Does not understand question GO TO INSTRUCTION BEFORE G1
- 8 NA GO TO INSTRUCTION BEFORE G1
- 9 DK GO TO INSTRUCTION BEFORE G1



ASK IF F6 = 2

F7. Why are you not looking for a job?

DO NOT READ OUT – ONLY ONE ANSWER POSSIBLE

- 01 I currently have a job
- 02 Because of health problems
- 03 Because I have no papers
- 04 I am doing other informal work
- 05 Because there are no jobs
- 06 Being a Roma, nobody hires me
- 07 Currently studying/too young
- 08 Retired/too old
- 09 Has small children to look after
- 10 Homemaker
- 11 Other
- 96 Refusal
- 97 Does not understand question
- 98 NA
- 99 DK

G. MIGRATION - MOBILITY

<input type="checkbox"/>	VERIFY WITH TECHNICAL VARIABLE A6 AT HH TABLE, If NOT born in [COUNTRY] ===== >GO TO G1
<input type="checkbox"/>	VERIFY WITH TECHNICAL VARIABLE A6 AT HH TABLE, If born in [COUNTRY], ===== > GO TO G13

ASK IF NOT BORN IN [COUNTRY]

G1. In which country did you live just before you moved to [COUNTRY]?

WRITE IN:

.....

-
- 94 BULGARIA
 - 95 ROMANIA
 - 96 Refusal
 - 97 Does not understand question
 - 98 NA
 - 99 DK

GF1. Is this the first time that you have lived in another country other than your country of birth?

- 1 Yes GO TO G2
2 No GO TO GF2

- 6 Refusal GO TO G2
7 Does not understand question GO TO G2
8 NA GO TO G2
9 DK GO TO G2

ASK IF GF1=2

GF2. In which countries have you lived before? If you have already lived in France at an earlier point in time please indicate this, as well. Do not include your home country!

DO NOT READ OUT, MULTIPLE ANSWERS ARE POSSIBLE, CODE ALL MENTIONED

	Mentioned	Did not mention	Refusal	Does not understand question	NA	DK
1) France	1	2	6	7	8	9
2) Italy	1	2	6	7	8	9
3) Spain/Portugal	1	2	6	7	8	9
4) Austria/Belgium/Germany/Netherlands	1	2	6	7	8	9
5) Great Britain/Ireland	1	2	6	7	8	9
6) Czech Republic/Greece/Hungary/Poland/Slovakia	1	2	6	7	8	9
7) Denmark/Finland/Sweden	1	2	6	7	8	9
8) Other WRITE IN: _____	1	2	6	7	8	9

ASK ALL, THE QUESTIONS REFER TO THE CURRENT MIGRATION EPISODE, WHEN HE OR SHE MOVED TO FRANCE THE LAST TIME

G2. What were your reasons for moving to [COUNTRY]?

DO NOT READ OUT CODE UP TO THREE ANSWERS

- 01 Better chances of finding employment
02 Better pay/better working conditions
03 Better education for children/improve own education or qualification
04 Better living conditions/social and health care system/political situation
05 To join or accompany parents/family members/spouse/to get married
06 Less discrimination/racism
07 Other
08 None
96 Refusal
97 Does not understand question
98 NA
99 DK



GF3. What was your job situation before you moved to France?

- 1 Paid regular employment
 - 2 Paid not regular employment (ad hoc, seasonal,...)
 - 3 Not working
 - 4 Other
-

- 6 Refusal
- 7 Does not understand question
- 8 NA
- 9 DK

G5. When did you move to [COUNTRY]? Please give me year and the month if you can.

|_|_|_|_|_|_|_| year |_|_|_| month

- 9600 Refusal
- 9700 Does not understand question
- 9800 NA
- 9900 DK

GF4. Did you arrive alone or with your family when you moved to France?

- 1 Alone
 - 2 With family
-

- 3 With others
- 6 Refusal
- 7 Does not understand question
- 8 NA
- 9 DK

GF5. Since you've been in France, have you sent money back home?

- 1 Yes
 - 2 No
-

- 6 Refusal
- 7 Does not understand question
- 8 NA
- 9 DK

G3. While living in [COUNTRY], have you tried to do any of the following: register where you live, apply for a work permit, enrol your child/children in school/kindergarten, apply for government-assisted housing?

- 1 Yes GO TO GF6
 - 2 No GO TO GF7
-

- 6 Refusal GO TO GF7
- 7 Does not understand question GO TO GF7
- 8 NA GO TO GF7
- 9 DK GO TO GF7

ASK IF G3 = 1

GF6. And which of these did you try to do?

	Yes	No	Refusal	Does not understand question	NA	DK
1) Apply for a work permit	1	2	6	7	8	9
2) Enrol your child/children in school/kindergarten	1	2	6	7	8	9
3) Apply for government-assisted housing	1	2	6	7	8	9

ASK IF G3 = 1

G4. Did you receive any assistance from the State, Local Government or any other official person when doing this?

1 Yes

2 No

6 Refusal

7 Does not understand question

8 NA

9 DK

GF7. Since you moved to France, have you ever done the following:

READ OUT

	Yes	No	Refusal	Does not understand question	NA	DK
a) Had paid work with an employer	1	2	6	7	8	9
b) Attended French language classes	1	2	6	7	8	9
c) Received money from the French authorities	1	2	6	7	8	9
d) Received money from Roma civil society organisations	1	2	6	7	8	9
e) Received money from other civil society organisations	1	2	6	7	8	9
f) Needed to go begging	1	2	6	7	8	9
g) Sell flowers, newspapers or other items in the street, restaurants or in bars	1	2	6	7	8	9
h) Collect waste and other items for recycling or reselling	1	2	6	7	8	9
i) Take money from the authorities specifically to get back to your home country	1	2	6	7	8	9



GF8. Do you speak French well enough to be able to ask for help in the case of a medical emergency?

- 1 Yes
 - 2 No
-

- 6 Refusal
- 7 Does not understand question
- 8 NA
- 9 DK

GF9. Do you intend to stay in this country for ...

- 1 Less than 3 months
 - 2 3 months to 6 months
 - 3 6 months to 1 year
 - 4 more than 1 year
 - 5 Have not yet decided
-

- 6 Refusal
- 7 Does not understand question
- 8 NA
- 9 DK

GF10. Do you worry that you could be evicted (moved on) from where you live by the authorities?

- 1 All the time
 - 2 Sometimes
 - 3 Never
-

- 6 Refusal
- 7 Does not understand question
- 8 NA
- 9 DK

GF11. Has this ever happened to you in France?

- 1 Yes
 - 2 No
-

- 6 Refusal
- 7 Does not understand question
- 8 NA
- 9 DK

GF12. Do you worry that you could be expelled from France by the authorities?

- 1 All the time
 - 2 Sometimes
 - 3 Never
-

- 6 Refusal
- 7 Does not understand question
- 8 NA
- 9 DK

GF13. Has this ever happened to you before in France?

- 1 Yes
 - 2 No
-

- 6 Refusal
- 7 Does not understand question
- 8 NA
- 9 DK

GF14. If you were thrown out of the country, would you consider trying to get back to France again?

- 1 Yes
 - 2 No
-

- 6 Refusal
- 7 Does not understand question
- 8 NA
- 9 DK

ASK IF GF14=1

GF15. Why would you try to get back into France?

WRITE IN:

.....

ASK ALL

G13. Would you consider moving (again) to another country in future?

- | | |
|-------|-----------|
| 1 Yes | GO TO G14 |
| 2 No | GO TO H1 |
-

- | | |
|--------------------------------|----------|
| 6 Refusal | GO TO H1 |
| 7 Does not understand question | GO TO H1 |
| 8 NA | GO TO H1 |
| 9 DK | GO TO H1 |

ASK IF G13 = 1

G14. What country would you consider moving to?

WRITE IN:

.....

- 95 Country of birth
- 96 Refusal
- 97 Does not understand question
- 98 NA
- 99 DK



ASK IF G13=1

G15. Realistically, how soon would you consider moving there?

- 1 In less than 6 months
 - 2 In 6 to 12 months
 - 3 In more than a year
 - 4 I'll never move there
-

- 6 Refusal
- 7 Does not understand question
- 8 NA
- 9 DK

ASK IF G13=1

G16. What would be your reasons for moving to this particular country?

DO NOT READ OUT CODE UP TO THREE ANSWERS

- 01 Better chances of finding employment
- 02 Better pay/better working conditions
- 03 Better education for children/improve own education or qualification
- 04 Better living conditions/social and healthcare system/political situation
- 05 To join or accompany parents/family members/spouse/to get married
- 06 Less discrimination/racism
- 07 Other
- 96 Refusal
- 97 Does not understand question
- 98 NA
- 99 DK

H. EDUCATION

INTERVIEWER VERIFY WITH TECHNICAL VARIABLE A10B AT HH TABLE

- Respondent no longer in school – activity status in A10B is NOT 11 === > ASK H1
- Respondent in school – activity status in A10B=11 ===== > GO TO I1

ASK IF NO LONGER IN SCHOOL

H1. At what age did you finish or leave school?

|_|_|_| years of age

- 94 Never been in education
- 96 Refusal
- 97 Does not understand question
- 98 NA
- 99 DK

ASK IF NO LONGER IN SCHOOL

H2. Why did you stop school? (IF NEVER BEEN TO SCHOOL, CODE 94 IN H1, ASK: Why did you never go to school?)

DO NOT READ OUT – CODE UP TO 3 RESPONSES

- 01 Judged to be sufficiently educated
 - 02 Illness
 - 03 Costs of education too high (fees/transport/books/clothing)
 - 04 Need to work for income/found job
 - 05 Did poorly in school, gave up, failed at entrance exam to the next level
 - 06 Problems with language
 - 07 Marriage, pregnancy or child birth
 - 08 Hostile school environment/bullying
 - 09 Dismissed from school
 - 10 Long distance from school
 - 11 Safety concerns
 - 12 Lack of personal documents
 - 13 Other
-

- 96 Refusal
- 97 Does not understand question
- 98 NA
- 99 DK



ASK IF NO LONGER IN SCHOOL

H3. Who decided that you stopped school?

READ OUT - ONLY ONE ANSWER POSSIBLE

- 01 Myself
 - 02 Parents/Family
 - 03 Teachers
 - 04 Other school officials
 - 05 Failed at entrance exam to the next level
 - 06 Others
-

- 96 Refusal
- 97 Does not understand question
- 98 NA
- 99 DK

ASK IF NO LONGER IN SCHOOL

H4. You said that your highest level of education is: [CODE IN A12]. Did you obtain any professional qualification(s) after you finished this school?

- 1 Yes
 - 2 No
-

- 6 Refusal
- 7 Does not understand question
- 8 NA
- 9 DK

ASK IF NO LONGER IN SCHOOL

H5. In the past 5 years (or since you have been living in the country), have you ever been offered [IN COUNTRY] the opportunity to continue your education by the State, local government etc. ... ?

- 1 Yes
 - 2 No
-

- 6 Refusal
- 7 Does not understand question
- 8 NA
- 9 DK

I. HEALTH

ASK ALL

I1. Do you have any form of medical insurance in [COUNTRY]? (Cite national examples)

- 1 Yes
 - 2 No
-

- 6 Refusal
- 7 Does not understand question
- 8 NA
- 9 DK

ASK ALL

I2. How is your health in general?

- 1 Very Good
 - 2 Good
 - 3 Fair
 - 4 Bad
 - 5 Very Bad
-

- 6 Refusal
- 7 Does not understand question
- 8 NA
- 9 DK

ASK ALL

I3. Do you have any complaints, injuries, diseases that limit your everyday activities, such as working, shopping, managing your life or keeping contact with other people?

- 1 Yes I do, I am severely limited in my daily activities
 - 2 Yes I do, I am moderately limited in my daily activities
 - 3 No, I do not
-

- 6 Refusal
- 7 Does not understand question
- 8 NA
- 9 DK



ASK ALL

14. Was there any time during the last 12 months when you personally really needed a medical examination or treatment for a health problem?

- | | |
|-------|----------|
| 1 Yes | GO TO I5 |
| 2 No | GO TO I7 |
-

- | | |
|--------------------------------|----------|
| 6 Refusal | GO TO I7 |
| 7 Does not understand question | GO TO I7 |
| 8 NA | GO TO I7 |
| 9 DK | GO TO I7 |

ASK IF I4=1, ELSE GO TO I7

15. Thinking of the last time, did you get the medical assistance that you needed?

- | | |
|-------|----------|
| 1 Yes | GO TO I7 |
| 2 No | GO TO I6 |
-

- | | |
|--------------------------------|----------|
| 6 Refusal | GO TO I7 |
| 7 Does not understand question | GO TO I7 |
| 8 NA | GO TO I7 |
| 9 DK | GO TO I7 |

ASK IF I5=2, ELSE GO TO I7

16. Why was this?

DO NOT READ OUT – CODE UP TO THREE ANSWERS

- 01 The examination/treatment/medication is too expensive/no coverage
 - 02 Length of the waiting list for the treatment/examination
 - 03 Could not get time off work
 - 04 Could not go due to family matters (taking care of children)
 - 05 Too far away, had no way how to get there, travel expensive
 - 06 Was afraid of the doctor/hospital/examination/treatment
 - 07 Wanted to wait to see if the problem solves on its own
 - 08 Did not know good doctor/specialist
 - 09 Went for help to other people (e.g. alternative healer, etc.)
 - 10 Treatment was refused by service provider/insurance company
 - 11 No official papers
 - 12 Don't like to go because they are prejudiced against the Roma
 - 13 Other
-

- 96 Refusal
- 97 Does not understand question
- 98 NA
- 99 DK

ASK ONLY WOMEN (A3=2) AGED 50 OR LESS – OTHERS SKIP TO J1

17. Have you given birth over the last 5 years?

- 1 Yes GO TO I8
- 2 No GO TO J1

- 6 Refusal GO TO J1
- 7 Does not understand question GO TO J1
- 8 NA GO TO J1
- 9 DK GO TO J1

IF I7= 1 GO TO I8 ELSE GO TO J1

18. Thinking about the last time: Where did you give birth?

READ OUT – INTERVIEWER TO CLARIFY

- 1 At home – without problems or complications GO TO J1
- 2 At home – with medical complications for mother and/or child but not transferred to hospital GO TO J1
- 3 At home – but transferred to hospital during or after birth because of medical complications for mother and/or child GO TO I9
- 4 At the hospital/clinic GO TO I9
- 5 Other GO TO J1

- 6 Refusal GO TO J1
- 7 Does not understand question GO TO J1
- 8 NA GO TO J1
- 9 DK GO TO J1

IF I8= 3 OR 4 GO TO I9 ELSE GO TO J1

19. Thinking about that birth – how were you treated by the hospital staff (medical staff – doctors, nurses, midwives)?

- 1 Very well
- 2 Fairly well
- 3 Badly
- 4 Very badly

- 6 Refusal
- 7 Does not understand question
- 8 NA
- 9 DK



J. GENERAL DISCRIMINATION – RIGHTS AWARENESS

I would like to ask you a few questions about discrimination. By discrimination we mean when somebody is treated less favourably than others because of a specific personal feature, such as age, gender or minority background.

When you think about discrimination, please try to report only those situations when you experienced that people treated you badly or unfairly specifically because of your personal feature and not because the other persons were generally rude or unfair.

I really want to talk only about situations that you have personally experienced, in this country only.

J1. In the past 12 months (or since you have been in the country) have you personally felt discriminated against in [COUNTRY] on the basis of one or more of the following grounds? Please tell me all that apply.

	Yes	No	Refusal	Does not understand question	NA	DK/no opinion
a) Because you are a Roma/ because of ethnicity	1	2	6	7	8	9
b) Because you are a man/woman	1	2	6	7	8	9
c) Because of your age	1	2	6	7	8	9
d) Because of your disability	1	2	6	7	8	9
e) For another reason	1	2	6	7	8	9

Now I will be asking about the past 5 years (or since you are in the country, if this is less). I would like to first clarify if you have ever been – during the past 5 years – in any of the situations I will list, IN THIS COUNTRY. Next, I will ask you to indicate whether or not you have been discriminated against in each of these situations. Again, we are only curious of events that occurred in [COUNTRY].

ASK IF J2 = 1		ASK IF J3 = 1		ASK IF J5 = 1	
J2. Did you ever in the past 5 year (or since you are in the country, if less than 5 years) in [COUNTRY] ...		J3. Because of being Roma / because of ethnicity		J4. Because of other reasons (gender, age, disability, etc.)	
During the last 5 years, [or since you've been in the country if less than 5 years], have you ever been IN [COUNTRY] discriminated against ...		J5. Thinking about the last time this happened, when was this: in the last twelve months or before then?		J6. Please try to remember THE LAST TIME you were discriminated against. Did you or anyone ELSE report this incident anywhere?	
1 – Yes 2 – No 7 – Does not understand question 8 – Refusal 9 – DK/no opinion	1 2 7 8 9	1 – Yes 2 – No 7 – Does not understand question 8 – Refusal 9 – DK/no opinion	1 2 7 8 9	1 – In the last twelve months 2 – Before then 7 – Does not understand question 8 – Refusal 9 – DK/no opinion	1 2 7 8 9
A. look for paid work?	1 2 7 8 9	A. ... when looking for paid work?	1 2 7 8 9		1 2 7 8 9
B. have a job?	1 2 7 8 9	B. ... at work by people who you work for or work with?	1 2 7 8 9		1 2 7 8 9
C. ... look to buy or rent a new house or apartment or place to live (i.e. a lot at a traveller's site)?	1 2 7 8 9	C. ... when looking for a house or apartment to rent or buy, by people working in a public HOUSING agency, or by a private landlord or agency?	1 2 7 8 9		1 2 7 8 9
D. ... come into contact with private or public health services as a patient?	1 2 7 8 9	D. ... by people working in PUBLIC or PRIVATE HEALTH services? That could be anyone, such as a receptionist, nurse or doctor.	1 2 7 8 9		1 2 7 8 9
E. ... come into contact with education or training institution either as a student or a parent?	1 2 7 8 9	E. ... by people working in a school or in training? This includes schools, colleges and other further education. This could have happened to you as a student or as a parent.	1 2 7 8 9		1 2 7 8 9

J7. What do you think, is there a law in [COUNTRY] that forbids discrimination against ethnic minority people when applying for a job?

- 1 Yes
 - 2 No
-

- 6 Refusal
- 7 Does not understand question
- 8 NA
- 9 DK

J8. Do you know of any organisation in [COUNTRY] that can offer support or advice to people who have been discriminated against?

- 1 Yes
 - 2 No
-

- 6 Refusal
- 7 Does not understand question
- 8 NA
- 9 DK

K. INTEGRATION

K1. In your opinion, how much do Roma and non-Roma people socialise with each other in the area where you live? For example, do they sit in the same cafés, do they chat with each other at the shops or markets?

- 1 All the time
 - 2 A lot
 - 3 Sometimes
 - 4 Never
-

- 6 Refusal
- 7 Does not understand question
- 8 NA
- 9 DK

K2. And what about you personally? Do you socialise with non-Roma people in the area where you live? For example, do you sit in the same cafés, do you chat with non-Roma people at the market or when out shopping?

- 1 All the time
 - 2 A lot
 - 3 Sometimes
 - 4 never
-

- 6 Refusal
- 7 Does not understand question
- 8 NA
- 9 DK

L. ACTIVE CITIZEN/TRUST

L1. Do you currently participate actively in or do voluntary work for one or more of the following organisations?

	Yes	No	Refusal	Does not understand question	NA	DK
a. A trade union	1	2	6	7	8	9
b. A political party or organisation	1	2	6	7	8	9
c. A Roma organisation	1	2	6	7	8	9
d. Other civil society organisation/ NGO	1	2	6	7	8	9
e. Religious or church organisation	1	2	6	7	8	9

L2. Do you know, are you aware of organisations that work to help the Roma?

- 1 Yes, but you don't know their exact names
 2 Yes, and you know their exact names
 3 No
-

- 6 Refusal
 7 Does not understand question
 8 NA
 9 DK

ASK ONLY IN: Bulgaria, France, Greece, Italy, Romania

L3. Have you heard about the Dosta! campaign – 'Go beyond stereotypes, meet the Roma?'

- 1 Yes
 2 No
-

- 6 Refusal
 7 Does not understand question
 8 NA
 9 DK

ASK ONLY IN: Bulgaria, the Czech Republic, Hungary, Romania, Slovakia, Spain

L4. Have you heard about the 'Decade of Roma Inclusion' Initiative?

- 1 Yes
 2 No
-

- 6 Refusal
 7 Does not understand question
 8 NA
 9 DK



ASK IF AGE 18 or more

L5. Did you vote in the last...

	Yes	No	Was not allowed to/ entitled to	Was out of the country	Refusal	Does not understand question	NA	DK
National elections this country?	1	2	3	4	6	7	8	9
Local elections of this country?	1	2	3	4	6	7	8	9
European elections?	1	2	3	4	6	7	8	9

QUESTIONNAIRE ENDED AT (hh/mm):/.....

M. POST-INTERVIEW

INTERVIEWER NOTE DOWN THE FOLLOWING DETAILS AFTER INTERVIEW – DO NOT ASK

Please note down the street, and district:

- 1) NAME OF THE CITY: _____
- 2) STREET NAME: _____
- 3) DISTRICT: _____

M1. Where does the household live?

- 1 Capital
- 2 City/big town
- 3 Outskirts/suburbs of big cities and towns
- 4 Small town
- 5 Village/rural area
- 6 Fixed encampment for travellers
- 7 Temporary encampment for travellers
- 8 Other _____

M2. Is the household living in an illegal settlement?

- 1 Yes
- 2 No
- 9 DK

M3. Is the household living in an area that is segregated from the rest of the settlement/town/village?

- 1 Yes
- 2 No
- 9 DK

M4. Was the neighbourhood predominantly a...?

- 1 Roma neighbourhood
- 2 Majority neighbourhood
- 3 Mixed neighbourhood
- 9 DK

M5. How would you describe the place where the respondent lives?

- 1 Apartment in block of flats
- 2 New house in good condition
- 3 Older house in relatively good condition
- 4 Ruined house or slum
- 6 Mobile home/caravan
- 7 Other (specify) _____

M6. How does this neighbourhood rate compare to others nearby?

- 1 Better than others
- 2 Same as others
- 3 Worse than others
- 4 Not applicable (separate location)

M7. Please rate the language proficiency of the respondent in the national language.

- 1 Fluent, without foreign sounding accent
- 2 Fluent, with foreign sounding accent
- 3 Less than fluent

M8. Was the respondent alone throughout the interview?

- 1 Yes
- 2 No
- 3 mixed
- 9 DK

M9. Was there any informant other than the respondent referred to in the Household Grid (Section A and B)?

- 1 Yes, please insert the ID of the (main) informant from the HH grid: _____ (ONE CODE ONLY)
- 2 No

M10. Was the respondent cooperative throughout the survey?

- 1 Very much
- 2 Somewhat
- 3 Not really

M11. Did the respondent appear to have any difficulty answering the questions?

[MARK ALL THAT APPLY]

- 1 Yes – language wise
- 2 Yes – because of the nature of questions
- 3 Yes – other reasons
- 4 No

M12. Did you have to use the non [NATIONAL LANGUAGE] questionnaire variant to clarify questions? Which one?

- 1 Yes: _____
- 2 No

M13. Interviewer – please indicate if you're male or female

- 1 Male
- 2 Female



M14. Interviewer - please indicate your ethnic background

- 1 Ethnic [NATIONAL]
- 2 Minority, matching the respondent group
- 3 Other non-[NATIONAL]

FEo. Instruction for focused enumeration

ASK THE FOCUSED ENUMERATION SEGMENT IF THE CURRENT CONTACT IS WITHIN THE PRIMARY RANDOM ROUTE SAMPLE

***DO NOT ASK. IF THE HOUSEHOLD WAS RECRUITED VIA FOCUSED ENUMERATION!
DO NOT ASK IF YOUR ROMA QUOTA IS COMPLETED!***

IN THESE CASES SKIP TO MAIN INTERVIEW, OR PROCEED WITH RANDOM ROUTE

FE. FOCUSED ENUMERATION

FE1. As you already know, for this survey we are very interested in interviewing Roma people who are difficult to reach for survey research and rarely have a chance to answer survey questions. I would like to ask for your help in finding such people from among your neighbours so they have a chance to take part in our survey. I want to assure you again that any information we collect will only be used for the purposes of the survey and not for any other purposes. Your answers or any information you give will remain completely confidential and anonymous.

IF IN A SUBURB/TOWNHOUSE AREA:

Please think of your immediate neighbours – those two houses to the left and those two houses to the right of where you live.

IF IN A MULTI-STOREY APARTMENT BUILDING:

Please think of your immediate neighbours on your floor – those two doors to the right and those two doors to the left, or fewer if there aren't that many – as well as the apartments immediately above and below yours.

Before we proceed, please look at this card, and tell me whether you actually have any neighbours at all.

SHOW CARD – RECORD IN THE FOCUSED ENUMERATION TABLE ON THE ROUTING SLIP

FE2. Thinking only of these apartments or houses: are any of these neighbours Roma? If yes, in which apartments/houses?

RECORD FOR EACH HOUSEHOLD MENTIONED IN FE2. IN THE COMMENT FIELD

COMMENTS: We would like to ask these people about their experiences living in this country. Can I confirm their name and address with you, just to make sure that I can find them and that I do not mix anything up?

WHERE IT IS EASILY PROVIDED BY THE REFERRER, IF POSSIBLE, WRITE NAMES FOR EACH ELIGIBLE HOUSEHOLD, OTHERWISE, CHECK THE OTHERS AFTER THE INTERVIEW, AND TRY TO RECORD NAME AND ADDRESS FROM THE DOOR

MARK ON THE ROUTING SLIP!

ONLY IF ROUTE ID is 1 = from RANDOM ROUTE

ASK FOCUSED ENUMERATION ONLY AT RANDOM ROUTE ADDRESSES

ID		F1. Exist	F2. Roma?	Comments
FE1	a) First accomodation/ house/door to the right	1-yes 2-no	1-yes 2-no	
FE2	b) Second accomodation/ house/door to the right	1-yes 2-no	1-yes 2-no	
FE3	c) First accomodation/ house/door to the left	1-yes 2-no	1-yes 2-no	
FE4	d) Second accomodation/ house/door to the left	1-yes 2-no	1-yes 2-no	
FE5	e) The flat above	1-yes 2-no	1-yes 2-no	
FE6	f) The flat below	1-yes 2-no	1-yes 2-no	



9.6. Survey questionnaire for interviews with non-Roma

A. ADULT HOUSEHOLD GRID – ALL PERSONS 16 YEARS AND OLDER

A1 Id. Nr	A2. Relationship to the respondent	A3. Gender	A4. How old is he/she? (INTERVIEWER: Completed age at the last birthday)	A5. Marital status	A6. In which country was she/he born?	A8. What is her/his ethnic background?	A10. How would you describe his/her current job situation?	A11. Can she/he read and write?	A12. What is the highest education level she/he has attained?
START WITH THE RESPONDENT, CONTINUE FROM THE OLDEST TO THE YOUNGEST	01 Wife/Husband/ Cohabiting partner 02 Son/Daughter 03 Son/Daughter in law 04 Grandchild 05 Niece/Nephew 06 Father/Mother 07 Father/Mother-in-law 08 Brother/Sister 09 Brother/sister-in-law 10 Grandparents 11 Other relative 12 Other non-relative 96 Refusal	1 Male 2 Female	(in years) 96 Refusal 97 Does not understand question 98 NA 99 DK	01 Married (legal) 02 Married (traditional) 03 Divorced 04 Separated 05 Widowed /partner died 06 Cohabiting partner 07 Single 96 Refusal 97 Does not understand question 98 NA 99 DK	1 [COUNTRY] 2 Other country WRITE IN: 6 Refusal 7 Does not understand question 8 NA 9 DK	2 [NATIONAL] majority 3 other, WRITE IN ethnic background 6 Refusal 7 Does not understand question 8 NA 9 DK	SEE CODES BELOW CODE ONLY ONE ANSWER	1 Yes 2 No 6 Refusal 7 Does not understand question 8 NA 9 DK	01 No formal education 02 Incomplete primary 03 Completed primary 04 Incomplete secondary school 05 Incomplete vocational school 06 Complete secondary school 07 Completed vocational school 08 Post-secondary education other than college/university 09 College/university/ higher academic education 10 Other 96 Refusal 97 Does not understand question 98 NA 99 DK
ENTER RESPONDENT IN FIRST ROW									
WRITE IN First Name only									
1	00 Respondent								
2									
[...]									
10									

M9. In case there was other informant than the respondent who helped filling in the Household Grid (Section A and B), please circle the ID of the MAIN informant in table above (CIRCLE ONLY ONE PERSON).	INTERVIEWER VERIFY:	
	TECHNICAL VARIABLE A6	A6 is other than 1 Respondent NOT born in [COUNTRY], <input type="checkbox"/>
	TECHNICAL VARIABLE A10A	Respondent's activity status: <input type="checkbox"/> A6=1 Respondent born in [COUNTRY], <input type="checkbox"/>
	TECHNICAL VARIABLE A10B	A10=11, Respondent IN school <input type="checkbox"/>
		A10 is other than 11, Respondent NO longer in school <input type="checkbox"/>
	A10. JOB SITUATION CODES	
	01 Paid work – full time 02 Paid work – part time 03 Paid work – ad hoc jobs 04 Self-employed 05 Full time home maker (looking after home/ children/relatives) 06 Paid parental leave 07 Unpaid work in family business (enterprise/farm/other)	08 Other unpaid or voluntary work (for friends, ...) <input type="checkbox"/> 09 Communal work / public work scheme <input type="checkbox"/> 10 Unemployed <input type="checkbox"/> 11 In school/student <input type="checkbox"/> 12 Vocational training/apprenticeship <input type="checkbox"/> 13 Retired/too old to work <input type="checkbox"/> 14 Unable to work due to long-term illness/disability <input type="checkbox"/>
	15 In compulsory military/ community service <input type="checkbox"/> 16 Not working for other reasons <input type="checkbox"/> 17 Other <input type="checkbox"/>	96 Refusal <input type="checkbox"/> 97 Does not understand question <input type="checkbox"/> 98 NA <input type="checkbox"/> 99 DK <input type="checkbox"/>

B. CHILD HOUSEHOLD GRID - under 16 years

B1. Id. Nr	B2. Relationship to the respondent	B3. Gender	B4. How old is he/she? (INTERVIEWER: Completed age at the last birthday)	B6. In which country was she/he born?	B9. Which education level was he/she attending this (IN SUMMER ASK: the previous) school year?	ASK ONLY IF B9 = 4, 5, 6, 7, 8, 96 TO 99	ASK IF B9 IS NOT EQUAL 01	ASK IF B9 NOT=2	ASK IF B4 IS MORE THAN 6
	01 Wife/Husband/ Co-habiting partner 02 Son/Daughter 03 Son/Daughter in law 04 Grandchild 05 Niece/Nephew 08 Brother/Sister 09 Brother/ sister-in-law 11 Other relative 12 Other non-relative 96 Refusal	1 Male 2 Female	(in years) if LESS THAN 1 YEAR, code "00" 96 Refusal 97 Does not understand question 98 NA 99 DK	1 [COUNTRY] 2 Other country WRITE IN country 6 Refusal 7 Does not understand question 8 NA 9 DK	01 Not yet in education 02 Kindergarten/Preschool 03 Primary School 04 Secondary school 05 Vocational school 06 Temporarily not in school / skipped the year 07 Stopped school completely 08 Working 96 Refusal 97 Does not understand question 98 NA 99 DK	01 No formal education 02 Incomplete primary 03 Completed primary 04 Incomplete secondary school 05 Incomplete vocational school 06 Complete secondary school 07 Completed vocational school 10 Other 96 Refusal 97 Does not understand question 98 NA 99 DK	B12. What is/was the background of his/her classmates in school or kindergarten? 1 All are Roma 2 Many are Roma 3 Some are Roma 4 None are Roma 5 Mixed 6 Refusal 7 Does not understand question 8 NA 9 DK	B14. Has he/she ever attended kindergarten or preschool? 1 Yes 2 No 6 Refusal 7 Does not understand question 8 NA 9 DK	B.15 Does she/he work outside the home? 1 Yes, with the family 2 Yes, independently 3 No 6 Refusal 7 Does not understand question 8 NA 9 DK
<p>Start with the oldest child</p> <p>WRITE IN First Name only</p>									
1					
2					
[...]					
10					

MAIN QUESTIONNAIRE

Please imagine a ladder with steps numbered from zero at the bottom to ten at the top. Suppose we say that the top of the ladder represents the best possible life for you, and the bottom of the ladder represents the worst possible life for you. (Read A-B)

W1.A. On which step of the ladder would you say you personally feel you stand at this time, assuming that the higher the step the better you feel about your life, and the lower the step the worse you feel about it? Which step comes closest to the way you feel?

- 10 Best possible life
 - 09
 - 08
 - 07
 - 06
 - 05
 - 04
 - 03
 - 02
 - 01
 - 00 Worst possible life
-

- 98 (DK)
- 99 (Refusal)

W2.B. Just your best guess, on which step do you think you will stand in the future, say about five years from now?

- 10 Best possible life
 - 09
 - 08
 - 07
 - 06
 - 05
 - 04
 - 03
 - 02
 - 01
 - 00 Worst possible life
-

- 98 (DK)
- 99 (Refusal)

Thank you for your cooperation. I would now like to ask some questions about the area where you are currently living and about your accommodation.

C. NEIGHBOURHOOD

ASK ALL

C1. How long have you been living here in this neighbourhood?

- 01 Less than 3 months
- 02 3 months to less than 6 months
- 03 6 months to less than 12 months
- 04 1 to 5 years
- 05 More than 5 years but not always
- 06 Born here

-
- 96 Refusal
 - 97 Does not understand question
 - 98 NA
 - 99 DK

ASK IF C1= 01 OR 02 OR 03 OR 04

C3. When you moved here, did you receive any help in finding accommodation from the State, Local Government, etc.?

- 1 Yes
- 2 No, although you wanted or needed some help
- 3 No, but you did not want any help

-
- 6 Refusal
 - 7 Does not understand question
 - 8 NA
 - 9 DK

ASK ALL

C4. Could you please tell me if in the past 5 years (or since you have lived in this neighbourhood) the following things have improved, stayed the same or got worse in your neighbourhood?

READ OUT	Improved	Stayed the same	Got worse	Refusal	Does not understand question	NA	DK
a) Neighbourhood in general	1	2	3	6	7	8	9
b) Roads and pavements	1	2	3	6	7	8	9
c) Public buildings e.g. schools, hospitals, etc. ...	1	2	3	6	7	8	9
d) Private or public housing estates/houses/apartments	1	2	3	6	7	8	9
e) Sewage systems/drains	1	2	3	6	7	8	9
f) Electricity/gas supplies	1	2	3	6	7	8	9
g) Public transport	1	2	3	6	7	8	9
h) Drinking water system	1	2	3	6	7	8	9



D. HOUSING CHARACTERISTICS

ASK ALL

D2. How many rooms are there in your accommodation to be used by your household only? Do not count the kitchen, the corridor, the bathroom and rooms rented out or used by persons who do not belong to your household.

Number of rooms: |__|_|

- 95 Caravan, tent, mobile home without separating walls
- 96 Refusal
- 97 Does not understand question
- 98 NA
- 99 DK

ASK ALL

D3. Does your accommodation have any of the following ...?

	Yes	No	Refusal	Does not understand question	NA	DK
a) Piped water inside	1	2	6	7	8	9
b) Toilet inside	1	2	6	7	8	9
c) Latrine/toilet outside	1	2	6	7	8	9
d) Kitchen inside	1	2	6	7	8	9
e) Shower or bathroom inside	1	2	6	7	8	9
f) Connection to the sewerage system or waste water tank	1	2	6	7	8	9
g) Electricity supply	1	2	6	7	8	9
h) Any kind of heating facility	1	2	6	7	8	9

ASK ALL

D4. Who owns the accommodation you are living in now?

[ONLY ONE ANSWER IS POSSIBLE]

- 01 A member of your household or family
 - 02 Private ownership (by an unrelated person or company)
 - 03 Municipal/state ownership
 - 04 Housing project of an NGO/church, etc....
 - 05 Unknown ownership
 - 06 Other
-

- 96 Refusal
- 97 Does not understand question
- 98 NA
- 99 DK

ASK ALL

D5. Thinking about the past 5 years, (or since you have lived in this accommodation) have you ever had problems with, for instance, a leaky roof, damp walls, the plumbing system, the electric wiring, vermin, etc. ...?

- | | |
|-------|----------|
| 1 Yes | GO TO D6 |
| 2 No | GO TO D7 |
-

- | | |
|--------------------------------|----------|
| 6 Refusal | GO TO D7 |
| 7 Does not understand question | GO TO D7 |
| 8 NA | GO TO D7 |
| 9 DK | GO TO D7 |

ASK IF YES TO D5

D6. Were you able to get these things repaired or repair them yourself?

- | | |
|---------------------|----------|
| 1 Yes, all of them | GO TO D8 |
| 2 Yes, most of them | GO TO D8 |
| 3 Yes, some of them | GO TO D8 |
| 4 No, none | GO TO D7 |
-

- | | |
|--------------------------------|----------|
| 6 Refusal | GO TO D7 |
| 7 Does not understand question | GO TO D7 |
| 8 NA | GO TO D7 |
| 9 DK | GO TO D7 |

D7. And thinking about the past 5 years, (or since you have lived in this accommodation) have you carried out any bigger renovations or improvements to this accommodation?

- | |
|-------|
| 1 Yes |
| 2 No |
-

- | |
|--------------------------------|
| 6 Refusal |
| 7 Does not understand question |
| 8 NA |
| 9 DK |

ASK IF D6=1, 2 OR 3 OR D7 = 1

D8. Did you receive any financial or other help to carry out these repairs or renovations from any source other than from your family or friends? For instance: local government authority, NGOs, ...?

- | |
|-------|
| 1 Yes |
| 2 No |
-

- | |
|--------------------------------|
| 6 Refusal |
| 7 Does not understand question |
| 8 NA |
| 9 DK |



E. ECONOMIC SITUATION OF THE HOUSEHOLD

ASK ALL

E1. I am now going to read some items a household can possess. Could you tell me whether your household has it in functioning order or not?

	Yes	No	Refusal	Does not understand question	NA	DK
a) Radio receiver	1	2	6	7	8	9
b) Colour TV	1	2	6	7	8	9
c) Bicycle or motorbike	1	2	6	7	8	9
d) Car/van for private use	1	2	6	7	8	9
e) Horse	1	2	6	7	8	9
f) Computer	1	2	6	7	8	9
g) Internet connection	1	2	6	7	8	9
h) Mobile phone or landline	1	2	6	7	8	9
i) Washing machine	1	2	6	7	8	9
j) Bed for each household member including infants	1	2	6	7	8	9
k) 30 or more books (including text books)	1	2	6	7	8	9
l) Power generator	1	2	6	7	8	9

ASK ALL

E2. Approximately how much did your household spend last month on each of the following items? Please consider all the people who live in your household!

	Amount in €/local currency	Refusal	Does not understand question	NA	DK
a) Food, everyday household goods, e.g. hygienic products, detergents	96666	97777	98888	99999
b) Housing (rent, mortgage and public utilities, water, electricity, telephone)	96666	97777	98888	99999
c) Clothes (incl. shoes)]	96666	97777	98888	99999
d) Paying back loans/instalments	96666	97777	98888	99999
e) Education (including transport, fees, books etc.)	96666	97777	98888	99999
f) Medicines and medical services	96666	97777	98888	99999

INTERVIEWER! PLEASE CALCULATE A ROUGH TOTAL AND COMPARE WITH ANSWER TO NEXT QUESTION FOR CORRESPONDENCE

ASK ALL

INTERVIEWER! PLEASE EMPHASISE THAT THE TIMEFRAME IN THIS QUESTION IS THE PAST HALF YEAR, THE RESPONDENT SHOULD ESTIMATE AN AVERAGE

E3. Thinking about the last 6 months, roughly how much money has your household had to live on each month? WRITE IN THE FULL AMOUNT IN NUMBERS:

..... [CURRENCY]

INTERVIEWER! IF RESPONDENT IS RELUCTANT TO GIVE AN EXACT AMOUNT, PLEASE OFFER THE CATEGORIES BELOW

- 01 0 – 100 EURO
- 02 101 – 200 EURO
- 03 201 – 300 EURO
- 04 301 – 400 EURO
- 05 401 – 500 EURO
- 06 501 – 700 EURO
- 07 701 – 1,000 EURO
- 08 1,001 – 2,000 EURO
- 09 2,001 – 3,000 EURO
- 10 3,001 and more EURO

-
- 96 Refusal
 - 97 Does not understand question
 - 98 NA
 - 99 DK

ASK ALL

E4. Which of the following best describes how your household is keeping up with all its bills, credits, and payments at present?

- 1 You are keeping up without any difficulties
- 2 You are keeping up but struggle to do so from time to time
- 3 You are keeping up but it is a constant struggle.
- 4 You have fallen behind with some payments.
- 5 You have fallen behind with many payments.

-
- 6 Refusal
 - 7 Does not understand question
 - 8 NA
 - 9 DK



ASK ALL

E5. In the past month, did you or anyone in the household ever go to bed hungry because there was not enough money for food?

- 1 Never
 - 2 Once
 - 3 A few times (2-3)
 - 4 Several times (4 or more)
-

- 6 Refusal
- 7 Does not understand question
- 8 NA
- 9 DK

F. EMPLOYMENT

INTERVIEWER: VERIFY THE VALUE OF TECHNICAL VARIABLE A10A (JOB STATUS) AT HH TABLE

ASK ALL

F1. When you reach pensionable age, will you be entitled to money from a private or state pension to live off?

INTERVIEWER: IF PERSON ALREADY OLD, ASK IN PRESENT TENSE

- 1 Yes
 - 2 No
-

- 6 Refusal
- 7 Does not understand question
- 8 NA
- 9 DK

ASK ONLY IF CODE IN A10A IS NOT 10, IF A10A= 10 SKIP TO F3 DIRECTLY

F2. In the past 5 years (or since you have been in [COUNTRY]) have you ever been without regular paid work even though you wanted to work and were looking for a job?

- 1 Yes
 - 2 No
-

- 6 Refusal
- 7 Does not understand question
- 8 NA
- 9 DK

ASK IF F2 = 1 OR A10A = 10; ELSE SKIP TO G1

**F3. Thinking about your most recent experience of being without regular paid work, for how long did it last?
IF CURRENTLY UNEMPLOYED, READ: How long have you been without regular paid work?**

|_|_|_| years |_|_|_| months

- 95 Never had any employment
- 96 Refusal
- 97 Does not understand question
- 98 NA
- 99 DK

ASK IF F2 = 1 OR A10A = 10

**F4. (When you were unemployed), did you receive any help in finding a job from the State, Local Government,
[LOCAL NAME FOR LABOUR OFFICE] etc.?**

- 1 Yes
 - 2 No
-

- 6 Refusal
- 7 Does not understand question
- 8 NA
- 9 DK

ASK IF A10A = 10

F5. Are you currently registered as unemployed at any administrative office?

- 1 Yes
 - 2 No
-

- 6 Refusal
- 7 Does not understand question
- 8 NA
- 9 DK



G. MIGRATION - MOBILITY

<input type="checkbox"/>	VERIFY WITH TECHNICAL VARIABLE A6 AT HH TABLE, If NOT born in [COUNTRY] ===== > GO TO G1
<input type="checkbox"/>	VERIFY WITH TECHNICAL VARIABLE A6 AT HH TABLE, If born in [COUNTRY], ===== > GO TO G6

ASK IF NOT BORN IN [COUNTRY]

G1. What country did you live in immediately before moving to [COUNTRY]?

WRITE IN:

.....

- 96 Refusal
- 97 Does not understand question
- 98 NA
- 99 DK

ASK IF NOT BORN IN [COUNTRY]

G2. What were your reasons for moving to [COUNTRY]?

DO NOT READ OUT CODE UP TO THREE ANSWERS

- 01 Better chances of finding employment
- 02 Better pay/better working conditions
- 03 Better education for children/improve own education or qualification
- 04 Better living conditions social and healthcare system/political situation
- 05 To join or accompany parents/family members/spouse/to get married
- 06 Less discrimination/racism
- 07 Other
- 08 None
- 96 Refusal
- 97 Does not understand question
- 98 NA
- 99 DK

ASK IF NOT BORN IN [COUNTRY]

G3. While living in [COUNTRY], have you tried to do any of the following: register where you live, apply for a work permit, enrol your child/children in school/kindergarten or apply for government-assisted housing?

- | | |
|-------|----------|
| 1 Yes | GO TO G4 |
| 2 No | GO TO G5 |

-
- | | |
|--------------------------------|----------|
| 6 Refusal | GO TO G5 |
| 7 Does not understand question | GO TO G5 |
| 8 NA | GO TO G5 |
| 9 DK | GO TO G5 |

ASK IF NOT BORN IN [COUNTRY] AND G3=1

G4. When trying to do any of these things, did you receive any assistance from the State, Local Government or any other official person?

- 1 Yes
 - 2 No
-

- 6 Refusal
- 7 Does not understand question
- 8 NA
- 9 DK

ASK IF NOT BORN IN [COUNTRY]

G5. When did you move to [COUNTRY]? If you can, please give me the month and the year.

|_|_|_|_|_|_|_| year |_|_|_| month

- 9600 Refusal
- 9700 Does not understand question
- 9800 NA
- 9900 DK

ALL IN G5 GO TO G13

ASK IF BORN IN [COUNTRY]

G6. Have you personally ever lived in a country other than [COUNTRY]? (excludes brief visits)

- 1 Yes GO TO G7
 - 2 No GO TO G13
-

- 3 Don't remember GO TO G13
- 6 Refusal GO TO G13
- 7 Does not understand question GO TO G13
- 8 NA GO TO G13
- 9 DK GO TO G13

ASK IF G6=1; ELSE GO TO G13

G7. Apart from [COUNTRY], what country did you last live in?

WRITE IN:

.....

- 96 Refusal
- 97 Does not understand question
- 98 NA
- 99 DK



ASK IF BORN IN [COUNTRY] AND G6=1

G8. How long did you stay in [DESTINATION COUNTRY as in G7]?

- 1 Less than 3 months
 - 2 3 months to less than 1 year
 - 3 1 year to less than 2 years
 - 4 2 years to less than 5 years
 - 5 5 years or more
-

- 6 Refusal
- 7 Does not understand question
- 8 NA
- 9 DK

ASK IF BORN IN [COUNTRY] AND G6=1

G9. When did you come back to [COUNTRY]? If you can, please tell me the month and the year.

|_|_|_|_|_|_|_| year |_|_|_| month

- 9600 Refusal
- 9700 Does not understand question
- 9800 NA
- 9900 DK

ASK IF BORN IN [COUNTRY] AND G6=1

G10. What were your reasons for moving to [DESTINATION COUNTRY]?

DO NOT READ OUT CODE UP TO THREE ANSWERS

- 01 Better chances of finding employment
- 02 Better pay/better working conditions
- 03 Better education for children/improve own education or qualification
- 04 Better living conditions/social and healthcare system/political situation
- 05 To join or accompany parents/family members/spouse/to get married
- 06 Less discrimination/racism
- 07 Other
- 08 None
- 96 Refusal
- 97 Does not understand question
- 98 NA
- 99 DK

ASK IF BORN IN [COUNTRY] AND G6=1

G11. While living in [DESTINATION COUNTRY], did you try to do any of the following: register where you live, apply for a work permit, enrol your child/children in school/kindergarten or apply for government assisted housing?

- 1 Yes GO TO G12
 - 2 No GO TO G13
-

- 6 Refusal GO TO G13
- 7 Does not understand question GO TO G13
- 8 NA GO TO G13
- 9 DK GO TO G13

ASK IF G11=1

G12. When trying to do any of these things, did you receive any assistance from the State, Local Government or any other official person?

- 1 Yes
 - 2 No
-

- 6 Refusal
- 7 Does not understand question
- 8 NA
- 9 DK

ASK ALL

G13. Would you consider moving (again) to another country in future?

- 1 Yes GO TO G14
 - 2 No GO TO H1
-

- 6 Refusal GO TO H1
- 7 Does not understand question GO TO H1
- 8 NA GO TO H1
- 9 DK GO TO H1

ASK IF G13 = 1

G14. What country would you consider moving to?

WRITE IN:

.....

- 95 Country of birth
- 96 Refusal
- 97 Does not understand question
- 98 NA
- 99 DK



ASK IF G13=1

G15. Realistically, how soon would you consider moving there?

- 1 In less than 6 months
 - 2 In 6 to 12 months
 - 3 In more than a year
 - 4 I'll never move there
-

- 6 Refusal
- 7 Does not understand question
- 8 NA
- 9 DK

ASK IF G13=1

G16. What would be your reasons for moving to this particular country?

DO NOT READ OUT CODE UP TO THREE ANSWERS

- 01 Better chances of finding employment
- 02 Better pay/better working conditions
- 03 Better education for children/improve own education or qualification
- 04 Better living conditions/social and healthcare system/political situation
- 05 To join or accompany parents/family members/spouse/to get married
- 06 Less discrimination/racism
- 07 Other
- 96 Refusal
- 97 Does not understand question
- 98 NA
- 99 DK

H. EDUCATION

INTERVIEWER VERIFY WITH TECHNICAL VARIABLE A10B AT HH TABLE

Respondent no longer in school - activity status in A10B is NOT 11 === > ASK H1

Respondent in school - activity status in A10B=11 ===== > GO TO I1

ASK IF NO LONGER IN SCHOOL

H1. At what age did you finish or leave school?

|_|_|_| years of age

- 94 Never been in education
- 96 Refusal
- 97 Does not understand question
- 98 NA
- 99 DK

ASK IF NO LONGER IN SCHOOL

H4. You said that your highest level of education was: [CODE IN A12]. Did you obtain any professional qualification(s) after finishing/leaving school?

- 1 Yes
 - 2 No
-

- 6 Refusal
- 7 Does not understand question
- 8 NA
- 9 DK

ASK IF NO LONGER IN SCHOOL

H5. During the past 5 years (or since you have lived in the country), have you ever been offered [IN COUNTRY] the opportunity to continue your education by the State, local government etc. ... ?

- 1 Yes
 - 2 No
-

- 6 Refusal
- 7 Does not understand question
- 8 NA
- 9 DK



I. HEALTH

ASK ALL

I1. Do you have any form of medical insurance in [COUNTRY]? (Cite national examples)

- 1 Yes
 - 2 No
-

- 6 Refusal
- 7 Does not understand question
- 8 NA
- 9 DK

ASK ALL

I2. How is your health in general?

- 1 Very good
 - 2 Good
 - 3 Fair
 - 4 Bad
 - 5 Very bad
-

- 6 Refusal
- 7 Does not understand question
- 8 NA
- 9 DK

ASK ALL

I3. Do you have any complaints, injuries or diseases that limit your everyday activities, keeping you from doing such things as working, shopping, managing your life or keeping contact with other people?

- 1 Yes I do, I am severely limited in my daily activities
 - 2 Yes I do, I am moderately limited in my daily activities
 - 3 No, I do not
-

- 6 Refusal
- 7 Does not understand question
- 8 NA
- 9 DK

ASK ALL

14. Was there any time during the last 12 months when you personally really needed a medical examination or treatment for a health problem?

- | | |
|-------|----------|
| 1 Yes | GO TO I5 |
| 2 No | GO TO J1 |
-

- | | |
|--------------------------------|----------|
| 6 Refusal | GO TO J1 |
| 7 Does not understand question | GO TO J1 |
| 8 NA | GO TO J1 |
| 9 DK | GO TO J1 |

ASK IF I4=1, ELSE GO TO J1

15. Thinking of the last time, did you get the medical assistance that you needed?

- | | |
|-------|----------|
| 1 Yes | GO TO J1 |
| 2 No | GO TO I6 |
-

- | | |
|--------------------------------|----------|
| 6 Refusal | GO TO J1 |
| 7 Does not understand question | GO TO J1 |
| 8 NA | GO TO J1 |
| 9 DK | GO TO J1 |

ASK IF I5= 2, ELSE GO TO J1

16. Why not?

DO NOT READ OUT – CODE UP TO THREE ANSWERS

- 01 The examination/treatment / medication is too expensive/no coverage
 - 02 Length of the waiting list for the treatment/examination
 - 03 Could not get time off work
 - 04 Could not go due to family matters (taking care of children)
 - 05 Too far away, had no way how to get there, travel expensive
 - 06 Was afraid of the doctor/hospital/examination/treatment
 - 07 Wanted to wait to see if the problem solves on its own
 - 08 Did not know good doctor/specialist
 - 09 Went for help to other people (e.g. alternative healer, etc.)
 - 10 Treatment was refused by service provider/insurance company
 - 11 No official papers
 - 13 Other
-

- 96 Refusal
- 97 Does not understand question
- 98 NA
- 99 DK



J. GENERAL DISCRIMINATION – RIGHTS AWARENESS

I would like to ask you a few questions about discrimination. By discrimination we mean when someone is treated less favourably than others because of a specific personal characteristic, such as age, gender or minority background.

When you think about discrimination, please tell me only about those situations when people treated you badly or unfairly specifically because of your personal characteristic and not because the other persons were generally rude or unfair.

I really want to talk only about experiences you personally had and in this country only.

J1. In the past 12 months (or since you have been in the country) have you personally felt discriminated against in [COUNTRY] on the basis of one or more of the following grounds? Please tell me all that apply.

	Yes	No	Refusal	Does not understand question	NA	DK/No opinion
a) Because of your ethnicity	1	2	6	7	8	9
b) Because you are a man/woman	1	2	6	7	8	9
c) Because of your age	1	2	6	7	8	9
d) Because of your disability	1	2	6	7	8	9
e) For another reason	1	2	6	7	8	9

Now I will be asking about the past 5 years (or since you have been in the country, if this is less than 5 years). I would like to first clarify if you have ever been – during the past 5 years – in any of the situations I will list, IN THIS COUNTRY. Next, I will ask you to tell me whether or not you have been discriminated against in any of these situations. Again, we are only interested in events that occurred in [COUNTRY].

ASK IF J2 = 1.		ASK IF J3 = 1.		ASK IF J5 = 1.	
J2. Over the past 5 years (or since you are in the country, if less than 5 years) did you ever in [COUNTRY] ...	J3. Because of ethnicity	J4. Because of other reasons (gender, age, disability, etc.)	J5. Thinking about the last time this happened, when was this: in the last twelve months or before then?	J6. Please try to remember THE LAST TIME you were discriminated against. Did you or anyone ELSE report this incident anywhere?	
1 – Yes 2 – No 7 – Does not understand question 8 – Refusal 9 – DK/no opinion	1 – Yes 2 – No 7 – Does not understand question 8 – Refusal 9 – DK/no opinion	1 – Yes 2 – No 7 – Does not understand question 8 – Refusal 9 – DK/no opinion	1 – In the last twelve months 2 – Before then 7 – Does not understand question 8 – Refusal 9 – DK/no opinion	1 – Yes 2 – No 7 – Does not understand question 8 – Refusal 9 – DK/no opinion	
A. ... looked for paid work? 1 2 7 8 9	A. ... when looking for paid work? 1 2 7 8 9	1 2 7 8 9	1 2 7 8 9	1 2 7 8 9	
B. ... had a job? 1 2 7 8 9	B. ... at work by people who you work for or work with? 1 2 7 8 9	1 2 7 8 9	1 2 7 8 9	1 2 7 8 9	

J7. What do you think, is there a law in [COUNTRY] that forbids discrimination against ethnic minority people when applying for a job?

- 1 Yes
 - 2 No
-

- 6 Refusal
- 7 Does not understand question
- 8 NA
- 9 DK

J8. Do you know of any organisation in [COUNTRY] that can offer support or advice to people who have been discriminated against?

- 1 Yes,
 - 2 No
-

- 6 Refusal
- 7 Does not understand question
- 8 NA
- 9 DK

K. INTEGRATION

K1. In your opinion, how much do Roma and non-Roma people socialise with each other in your neighbourhood? For example, do they go to the same cafés or do they chat with each other at shops or in markets?

- 1 All the time
 - 2 A lot
 - 3 Sometimes
 - 4 Never
-

- 6 Refusal
- 7 Does not understand question
- 8 NA
- 9 DK

K2. And what about you personally? Do you socialise with Roma people in your neighbourhood? For example, do you go to the same cafés or do you chat with Roma people at the market or when out shopping?

- 1 All the time
 - 2 A lot
 - 3 Sometimes
 - 4 Never
-

- 6 Refusal
- 7 Does not understand question
- 8 NA
- 9 DK

L. ACTIVE CITIZEN/TRUST

ASK IF **AGE 18** or more

L5. Did you vote in the last...

	Yes	No	Was not allowed to/ entitled to	Was out of the country	Refusal	Does not understand question	NA	DK
National elections in this country?	1	2	3	4	6	7	8	9
Local elections in this country?	1	2	3	4	6	7	8	9
European elections?	1	2	3	4	6	7	8	9

M. POST INTERVIEW

INTERVIEWER NOTE DOWN THE FOLLOWING DETAILS AFTER INTERVIEW – DO NOT ASK

Please note down the street, and district:

1) NAME OF THE CITY: _____

2) STREET NAME: _____

3) DISTRICT: _____

M1. Where does the household live?

- 1 Capital
- 2 City/big town
- 3 Outskirts/suburbs of big cities and towns
- 4 Small town
- 5 Village/rural area
- 6 Fixed encampment for travellers
- 7 Temporary encampment for travellers
- 8 Other _____

M2. Is the household living in an illegal settlement?

- 1 Yes
- 2 No
- 9 DK

M3. Is the household living in an area that is segregated from the rest of the settlement/town/village?

- 1 Yes
- 2 No
- 9 DK

M4. Was the neighbourhood predominantly a...?

- 1 Roma neighbourhood
- 2 Majority neighbourhood
- 3 Mixed neighbourhood
- 9 DK



M5. How would you describe the place where the respondent lives?

- 1 Apartment in block of flats
- 2. New house in good condition
- 3. Older house in relatively good condition
- 4. Ruined house or slum
- 6 Mobile home/caravan
- 7 Other (specify).....

M6. How does this neighbourhood rate compared to others nearby?

- 1 Better than others
- 2 Same as others
- 3 Worse than others
- 4 Not applicable (separate location)

M7. Please rate the language proficiency of the respondent in the national language.

- 1 Fluent, without foreign sounding accent
- 2 Fluent, with foreign sounding accent
- 3 Less than fluent

M8. Was the respondent alone throughout the interview?

- 1 Yes
- 2 No
- 3 Mixed
- 9 DK

M9. Was there any informant other than the respondent referred to in the Household Grid (Section A and B)?

- 1 Yes, please insert the ID of the (main) informant from the HH grid: _____
(ONE CODE ONLY)
- 2 No

M10. Was the respondent cooperative throughout the survey?

- 1 Very much
- 2 Somewhat
- 3 Not really

M11. Did the respondent appear to have any difficulty answering the questions?

[MARK ALL THAT APPLY]

- 1 Yes – language wise
- 2 Yes – because of the nature of questions
- 3 Yes – other reasons
- 4 No

M12. Did you have to use the non [NATIONAL LANGUAGE] questionnaire variant to clarify questions? Which one?

- 1 Yes: _____
- 2 No

M13. Interviewer - please indicate if you're male or female

- 1 Male
- 2 Female

M14. Interviewer - please indicate your ethnic background

- 1 Ethnic [NATIONAL]
- 2 Minority, matching the respondent group
- 3 Other non-[NATIONAL]

QUESTIONNAIRE ENDED AT (hh/mm):/.....

FEo. Instruction for Focused Enumeration

ASK THE FOCUSED ENUMERATION SEGMENT IF THE CURRENT CONTACT IS WITHIN THE PRIMARY RANDOM ROUTE SAMPLE

**DO NOT ASK. IF THE HOUSEHOLD WAS RECRUITED VIA FOCUSED ENUMERATION!
DO NOT ASK IF YOU ROMA QUOTA IS COMPLETED!**

IN THESE CASES SKIP TO MAIN INTERVIEW, OR PROCEED WITH RANDOM ROUTE

FE. FOCUSED ENUMERATION

FE1. As you already know, for this survey we are very interested in interviewing Roma people who are difficult to reach for survey research and rarely have a chance to answer survey questions. I would like to ask for your help in finding such people from among your neighbours so they have a chance to take part in our survey. I want to assure you again that any information we collect will only be used for the purposes of the survey and not for any other purposes. Your answers or any information you give will remain completely confidential and anonymous.

IF IN A SUBURB/TOWNHOUSE AREA:

Please think of your immediate neighbours – those two houses to the left and those two houses to the right of where you live.

IF IN A MULTI-STOREY APARTMENT BUILDING:

Please think of your immediate neighbours on your floor – those two doors to the right and those two doors to the left, or fewer if there aren't that many – as well as the apartments immediately above and below yours.

Before we proceed, please look at this card, and tell me whether you actually have any neighbours at all.

SHOW CARD – RECORD IN THE FOCUSED ENUMERATION TABLE ON THE ROUTING SLIP

FE2. Thinking only of these apartments or houses are any of these neighbours Roma? If yes, in which apartments/houses?

RECORD FOR EACH HOUSEHOLD MENTIONED IN FE2. IN THE COMMENT FIELD

COMMENTS: We would like to ask these people about their experiences living in this country. Can I confirm their name and address with you, just to make sure that I can find them and that I do not mix anything up?

WHERE IT IS EASILY PROVIDED BY THE REFERRER, IF POSSIBLE, WRITE NAMES FOR EACH ELIGIBLE HOUSEHOLD, OTHERWISE, CHECK THE OTHERS AFTER THE INTERVIEW, AND TRY TO RECORD NAME AND ADDRESS FROM THE DOOR

MARK ON THE ROUTING SLIP!



ONLY IF ROUTE ID is 1 = from RANDOM ROUTE

ASK FOCUSED ENUMERATION ONLY AT RANDOM ROUTE ADDRESSES

ID		F1. Exist	F2. Roma?	Comments
FE1	a) First accomodation/ house/door to the right	1-yes 2-no	1-yes 2-no	
FE2	b) Second accomodation/ house/door to the right	1-yes 2-no	1-yes 2-no	
FE3	c) First accomodation/ house/door to the left	1-yes 2-no	1-yes 2-no	
FE4	d) Second accomodation/ house/door to the left	1-yes 2-no	1-yes 2-no	
FE5	e) The flat above	1-yes 2-no	1-yes 2-no	
FE6	f) The flat below	1-yes 2-no	1-yes 2-no	

European Union Agency for Fundamental Rights

ROMA PILOT SURVEY

Technical report: methodology, sampling and fieldwork

2013 — 121 p. — 21 x 29.7 cm

ISBN 978-92-9239-291-8

doi:10.2811/49351

A great deal of information on the European Union Agency for Fundamental Rights is available on the Internet. It can be accessed through the FRA website at fra.europa.eu.

HOW TO OBTAIN EU PUBLICATIONS

Free publications:

- via EU Bookshop (<http://bookshop.europa.eu>);
- at the European Union's representations or delegations. You can obtain their contact details on the Internet (<http://ec.europa.eu>) or by sending a fax to +352 2929-42758.

Priced publications:

- via EU Bookshop (<http://bookshop.europa.eu>).

Priced subscriptions (e.g. annual series of the *Official Journal of the European Union* and reports of cases before the Court of Justice of the European Union):

- via one of the sales agents of the Publications Office of the European Union (http://publications.europa.eu/others/agents/index_en.htm).

HELPING TO MAKE FUNDAMENTAL RIGHTS A REALITY FOR EVERYONE IN THE EUROPEAN UNION

This Technical report describes how the FRA Roma Pilot survey was carried out and the fieldwork outcomes in 11 EU Member States. The survey methodology FRA developed, in consultation with experts and other partners, should serve as an example to EU Member States and other researchers on sampling and interviewing Roma. The methodology can be used to collect better evidence on the situation of Roma and to support EU and Member State policy making.



Publications Office

FRA – EUROPEAN UNION AGENCY FOR FUNDAMENTAL RIGHTS

Schwarzenbergplatz 11 – 1040 Vienna – Austria
Tel.: +43 158030-0 – Fax: +43 158030-699
fra.europa.eu – info@fra.europa.eu
facebook.com/fundamentalrights
linkedin.com/company/eu-fundamental-rights-agency
twitter.com/EURightsAgency

ISBN 978-92-9239-291-8

